

S T . L O U I S R A M S



2 0 1 4

R A M S V S 4 9 E R S  
W E E K 9





## WEEK 9

**St. Louis Rams (2-5) at San Francisco 49ers (4-3)**

Sunday, November 2, 2014 • Levi's Stadium • 3:05 p.m. CT



### 2014 SCHEDULE

<b>Sept. 7</b>	<b>Minnesota</b>	L, 34-6
Sept. 14	@ Tampa Bay	W, 19-17
<b>Sept. 21</b>	<b>Dallas</b>	L, 34-31
Sept. 28	BYE	
Oct. 5	@ Philadelphia	L, 34-28
<b>Oct. 13</b>	<b>San Francisco (Mon.)</b>	L, 31-17
<b>Oct. 19</b>	<b>Seattle</b>	W, 28-26
Oct. 26	@ Kansas City	L, 34-7
Nov. 2	@ San Francisco	3:05 p.m. Fox
Nov. 9	@ Arizona	3:25 p.m. Fox
<b>Nov. 16</b>	<b>Denver</b>	<b>Noon CBS</b>
Nov. 23	@ San Diego	3:05 p.m. Fox
<b>Nov. 30</b>	<b>Oakland</b>	<b>Noon CBS</b>
Dec. 7	@ Washington	Noon Fox
<b>Dec. 11</b>	<b>Arizona (Thurs.)</b>	<b>7:25 p.m. NFLN</b>
<b>Dec. 21</b>	<b>New York Giants</b>	<b>3:05 p.m. Fox</b>
Dec. 28	@ Seattle	3:25 p.m. Fox

### RAMS MEDIA HUB

Visit the Rams Newsroom and media website at [media.stlouisrams.com](http://media.stlouisrams.com) and follow us @StLouisRams

### MEDIA AVAILABILITY

<b>WED., OCT. 29</b>	Practice 1:30 - 2:30 p.m. Coach Fisher, QB A.Davis Available Open Locker Room: 2:30 - 3:15 p.m. Conf. Calls: Coach J. Harbaugh- 2:20 p.m. C. Kaepernick - 2:40 p.m.
<b>THURS., OCT. 30</b>	Practice 3:50 - 6 p.m. Coach Fisher, Offensive Coordinator Brian Schottenheimer Available Open Locker Room: 6:15 - 7 p.m.
<b>FRI., OCT. 31</b>	Practice 11:25 - 1 p.m. Coach Fisher, Defensive Coordinator Gregg Williams Available Open Locker Room: 1 - 1:45 p.m.
<b>SAT., NOV. 1</b>	No Availability
<b>SUN., NOV. 2</b>	Rams vs. 49ers 3:05 p.m. Central - Levi's Stadium
<b>MON., NOV. 3</b>	Jeff Fisher News Conference - 5 p.m.

### RAMS VISIT SAN FRANCISCO IN WEEK 9



DE Robert Quinn

The St. Louis Rams make their first trip to the newly-opened Levi's Stadium as they travel to the Bay Area in Week 9 to face the San Francisco 49ers.

The Rams and 49ers have met twice annually since 1950, and Sunday's contest will be the 130th game in the all-time series. San Francisco has a slight 64-62-3 advantage in the series and has won the last three meetings with the Rams. The 49ers won the first meeting this season, a 31-17 decision that came just three weeks ago in St. Louis.

As the Rams attempt to slow San Francisco's high-powered offense, they'll look for Pro Bowl DE Robert Quinn to build on his strong play of late. Quinn had two sacks and a forced fumble last week and has dropped the opposing quarterback three times in his last two games.

### RAMS PUBLIC RELATIONS

ARTIS TWYMAN:	SENIOR DIRECTOR, COMMUNICATIONS ATwyman@Rams.NFL.com - 314-516-8759
JULIA FARON:	MANAGER, MEDIA RELATIONS JFaron@Rams.NFL.com - 314-516-8766
CASEY PEARCE:	MANAGER, MEDIA INFORMATION CPearce@Rams.NFL.com - 314-516-8765
TIFFANY WHITE:	COMMUNICATIONS ASSISTANT TWhite@Rams.NFL.com - 314-516-8770

### BROADCAST INFORMATION



#### TELEVISION:

**FOX, KTVI 2 St. Louis**

**Play-By-Play:** Kevin Burkhardt

**Color Analyst:** John Lynch

**Sideline Reporter:** Pam Oliver



#### RAMS RADIO:

**WXOS, 101.1 FM**

**Play-By-Play:** Steve Savard

**Color Analyst:** D'Marco Farr

**Sideline Reporter:** Will Witherspoon



#### NATIONAL RADIO:

**Westwood One**

**Play-By-Play:** Tom McCarthy

**Color Analyst:** Rod Woodson



### NOTABLE CONNECTIONS

#### Former Rams:

- 49ers **S Craig Dahl** played for the Rams from 2009-12.
- 49ers Director of Pro Personnel **Mike Williams** spent three seasons in the Rams' personnel department.
- 49ers **WR Brandon Lloyd** played for the Rams in 2011.

#### Former 49ers:

- Rams Head Coach **Jeff Fisher** coached San Francisco's secondary from 1992-93.
- Rams WR Coach **Ray Sherman**, QB Coach **Frank Cignetti** and Quality Control/Offense Coach **Andy Sugarman** all previously held the same positions with the 49ers.
- Rams **QB Shaun Hill** played for the 49ers from 2006-09.
- Rams **OL Mike Person** was drafted by the 49ers in 2011 and spent his rookie season in San Francisco.
- Rams **S T.J. McDonald** is the son of former 49ers DB Tim McDonald.

#### Missouri Ties:

- 49ers **DE Justin Smith** was born in Holts Summit, Mo., attended Jefferson City High School and played collegiately at the University of Missouri.
- 49ers **QB Blaine Gabbert** is from St. Louis (Parkway West H.S.) and played at Mizzou.

#### Bay Area Ties:

- Rams WR Coach **Ray Sherman** was born in Berkeley and had coaching stints at Cal and San Jose State and played at Fresno State.
- Rams QB Coach **Frank Cignetti** coached at Fresno State.
- Rams Quality Control/Offense Coach **Andy Sugarman** attended the University of California-Berkeley and was an offensive/special teams assistant at the school from 1991-97.
- Rams DL Coach **Mike Waufle** held the same position at Cal from 1992-97.

#### Coaching Connections:

- Rams DL Coach **Mike Waufle** and 49ers Head Coach **Jim Harbaugh** coached together with the Oakland Raiders from 2002-03.
- Rams OL Coach **Paul Boudreau** coached with 49ers Offensive Coordinator **Greg Roman** with the Carolina Panthers.
- 49ers QB Coach **Geep Chryst** was on Arizona's staff when Rams Assistant Head Coach **Dave McGinnis** was the Cardinals' head coach.
- Rams Assistant Head Coach **Dave McGinnis** was the Cardinals' head coach when Arizona drafted 49ers **WR Anquan Boldin**.

#### Hometown Connections:

- Rams **CB Janoris Jenkins** and 49ers **WR Anquan Boldin** are both from Pahokee, Fla.

#### NFL Teammate Connections:

- Rams **DT Alex Carrington** and 49ers **WR Stevie Johnson** were teammates with the Buffalo Bills.
- Rams **T Jake Long** played with 49ers **OL Jonathan Martin** with the Miami Dolphins.

#### College Teammate Connections:

- Rams **LB James Laurinaitis** played with 49ers **T Alex Boone** at Ohio State.
- Rams **S Rodney McLeod** and 49ers **DB Chris Cook** were teammates at Virginia.
- Rams **LB Alec Ogletree** and 49ers **TE/DE Demarcus Dobbs** at Georgia.
- Rams **WR Brian Quick** and 49ers **C Daniel Kilgore** at Appalachian St.
- Rams **DT Michael Brockers** and **T Joe Barksdale** played with 49ers **S Eric Reid** at LSU.
- Rams **TE Jared Cook** and 49ers **CB Chris Culliver** played together at South Carolina.
- Rams **DB Lamarcus Joyner** played with 49ers **LB Nick Moody** and **DE Tank Carradine** at Florida State.
- Rams **S T.J. McDonald** and 49ers **C Marcus Martin** played together at USC.
- Rams **WR Kenny Britt** and 49ers **T Anthony Davis** were teammates at Rutgers.
- Rams **LB Daren Bates**, **RB Tre Mason** and **OL Greg Robinson** played with 49ers **LB Corey Lemonier** at Auburn.

### BY THE NUMBERS

1

Number of punts Stedman Bailey has returned in his high school, collegiate and NFL career combined. His first punt return went for a 90-yard touchdown.

3

Number of consecutive games in which TE Lance Kendricks has scored a touchdown.

4

Number of times this season the Rams have scored a touchdown on their opening drive, most in the NFL.

6

Number of career fumble recoveries for LB James Laurinaitis.

8

Number of career forced fumbles for LB Alec Ogletree, which is tied for the most in the NFL over the last two seasons.

8

Number of games in which DE Robert Quinn has recorded more than 1.0 sacks in his career.

11

Number of career games in which P Johnny Hekker has posted a net average of 45.0 or better, including last week.

11

Number of tackles for loss by DT Aaron Donald this season. He led all of NCAA with 28.5 last year at Pittsburgh.

24

Number of yards gained by RB Tre Mason on his first carry of his NFL career, which came in Week 6.

27

Number of fake punts Jeff Fisher has called as an NFL head coach.

37.5

Number of career sacks for DE Robert Quinn after posting two last week in Kansas City.

39

Number of consecutive games in which TE Jared Cook has recorded a reception, including each of his 23 with the Rams.

40

Number of negative run plays created by the Rams defense this year, second most in the NFL.

# 2014 RAMS EXPECTED STARTERS

## OFFENSE

**WR Kenny Britt** – Caught two passes for 52 yards at Kansas City to give him 16 for 249 on the year. Signed with the Rams as a free agent this offseason after spending five seasons with Tennessee.

**LT Greg Robinson** – Second overall pick in 2014 NFL Draft is expected to make first career start at left tackle this week after starting at left guard each of the last three weeks. First-Team All-SEC and Second-Team All-American in final season with SEC Champion Auburn.

**LG Mike Person** – Fourth-year pro is expected to make his first career start in Week 8 against San Francisco, the team that drafted him in 2011. Was claimed by St. Louis off waivers from Seattle during 2013 season.

**C Scott Wells** – Made 126th career start in Week 8. Former Pro Bowler started first 12 games 2013 season before suffering a leg injury in Week 13 at San Francisco.

**RG Rodger Saffold** – Started at right guard last three weeks after playing on the left side Weeks 1-5. Versatile lineman started three games at RT, five at RG and one at LT in 2013. Former-second round pick re-signed with St. Louis this spring.

**RT Joe Barksdale** – Recorded 22nd career start in Week 8. Started 13 games at RT in 2013, his second season in St. Louis. Started two games at LT in 2012. Former third-round pick of Oakland was claimed off waivers in 2012.

**TE Jared Cook** – Leads team with 27 rec. on the season and is second with 375 receiving yards. Led Rams with 51 rec. for 671 yards and five TD receptions last season.

**TE Lance Kendricks** – Fourth-year pro has caught a touchdown pass in each of last three weeks. Has 16 receptions for 128 yards and 4 TDs on the year. Caught 32 passes for 248 yards and four TDs in 2013 while recording 13 starts.

**WR Brian Quick** – Has 25 receptions for a team-high 375 yards and three touchdowns on the season. Recorded first two-touchdown game of career vs. Philadelphia. Third-year pro was 33rd overall pick in 2012 Draft.

**QB Austin Davis** – Completed 15-of-25 passes for 160 yards and a touchdown last week. Has passed for 1,680 and 10 TDs on the season. Made Rams as an undrafted rookie free agent in 2012.

**RB Zac Stacy** – Has rushed for 257 yards on 66 carries this season. Also has 15 catches. Finished second among all NFL rookies with 973 yards last season, the third-highest total for a rookie in team history.

### KEY CONTRIBUTORS

**RB Benny Cunningham** – Has rushed for 163 yards on 40 carries and has 17 receptions on the season. Set up a Rams TD with a 75-yard kickoff return in win over Seattle and caught 18-yard pass on a fake field goal. Gained 261 yards on 47 rushes (5.6 average) as a rookie.

**RB Tre Mason** – Rookie third-round pick has rushed for 157 yards on 30 carries on the season (5.7 average). Scored first career touchdown vs. Seattle. Was a 2013 Heisman Trophy finalist for national runner-up Auburn.

**WR Tavon Austin** – Caught two passes vs. Kansas City and rushed twice for seven yards. Missed Week 3 contest due to knee injury. Eighth-overall selection in 2013 draft had 40 rec. for 418 yards and scored six total TDs and was named to PFWA All-Rookie Team.

**TE Cory Harkey** – Bruising tight end/full back leads the way in Rams running game. Has four receptions on the season.

**WR Stedman Bailey** – Returned a punt 90 yards for a touchdown in Week 7 win over Seattle. Has four receptions for 53 yards on the season.

## DEFENSE

**LDE William Hayes** – Posted eight tackles and three QB pressure and recovered a fumble in Week 8 vs. Chiefs. Has 43 stops and team-high 15 QB pressures on the. Recorded 5.0 sacks in 2013.

**LDT Aaron Donald** – Notched three tackles (two for loss) and three QB pressures vs. Kansas City. Leads team with 11 tackles for loss on the season. Second of team's two 2014 first-round picks. Outland Trophy winner and unanimous First-Team All-American last season at Pittsburgh after posting 11 sacks and 28.5 tackles for loss.

**RDT Michael Brockers** – Posted three tackles in Week 8 to give him 22 on the season. Recorded a career-high 5.5 sacks and led all Rams defensive linemen with 75 tackles in 2013.

**RDE Robert Quinn** – Sacked Alex Smith twice and had six tackles (two for loss) vs. Chiefs. Named to the Pro Bowl and First-Team All-Pro after setting a new Rams record with 19.0 sacks last season.

**LLB Alec Ogletree** – Second amongst Rams with 69 tackles on the year. Has two forced fumbles. Led Rams with 155 tackles in 2013, most by a rookie in team history.

**MLB James Laurinaitis** – Leads Rams with 74 tackles after posting 11 vs. Chiefs. Finished 2013 ranked second among Rams with 144 tackles, his fifth-consecutive 100-tackle campaign.

**RLB Jo-Lonn Dunbar** – Posted four tackles in Week 8 to give him 40 total stops on the season. Recorded 54 tackles in 12 games in 2013.

**LCB E.J. Gaines** – Has started all seven games and leads Rams with five pass breakups. Recorded first career interception and recovered a fumble vs. Philadelphia. Sixth-round pick recorded five interceptions and was First-Team All-SEC as a senior at Missouri in 2013.

**RCB Janoris Jenkins** – Has 33 tackles on the season. Missed last week due to knee injury. Scored fifth career touchdown on 25-yard interception return in Week 3 vs. Dallas. Led team with 18 pass breakups in 2013.

**SS T.J. McDonald** – Third among Rams with 64 tackles on the season after posting eight vs. Chiefs. Tallied a career-high 17 tackles vs. Philadelphia. Blocked a punt and field goal in win over Tampa. In 2013, posted 56 tackles, one sack, one interception and three passes defended as a rookie.

**FS Rodney McLeod** – Recorded six tackles vs. Kansas City. Intercepted a pass in win over Tampa Bay. Led Rams with nine tackles in Week 1. Has started 19 straight games. Finished third among Rams defenders with 87 tackles in 2013.

### KEY CONTRIBUTORS

**DT Kendall Langford** – Has 21 tackles on the season. Posted a career-high 5.0 sacks last season and finished third among Rams with 11 tackles for loss.

**DE Eugene Sims** – Has 23 tackles, 10 QB pressures and one sack on the season. Recorded first sack of the season and had four QB pressures vs. Seattle.

**DB Lamarcus Joyner** – Posted career-high 11 tackles vs. Kansas City. Second-round pick was a First-Team All-American selection as a senior at Florida State. Forced three fumbles and tallied 5.5 sacks and seven tackles for loss for National Champion Seminoles.

**S Cody Davis** – Second-year pro recovered a fumble vs. Cowboys. Core special teams players has two tackles on defense this season.



# RAMS-49ERS COMPARATIVE STATISTICS



## RAMS-49ERS 2014 TEAM COMPARISON

	RAMS	49ERS
Record .....	2-5	4-3
Division Standing .....	4	2
Turnover Margin .....	-3	+4
<b>OFFENSE</b>		
Net Yards Per Game .....	336.4	357.4
Yards Per Play .....	5.3	5.4
Points Per Game .....	19.4	22.5
Possession Average .....	30:25	33:24
Net Rushing Yards Per Game .....	102.3	125.1
Net Passing Yards Per Game .....	234.1	232.3
Had Intercepted.....	6	5
Sacks Allowed/Yards .....	23/140	19/131
Fumbles/Lost .....	12/5	4/2
Third Down Pct. ....	41.9	43.4
Giveaways .....	11	7
<b>DEFENSE</b>		
Net Yards Per Game .....	376.4	306.0
Yards Per Play .....	6.2	5.2
Points Per Game .....	30.0	23.5
Opposing Possession Average .....	29:35	26:36
Net Rushing Yards Per Game .....	144.7	84.9
Net Passing Yards Per Game .....	231.7	221.1
Interceptions/Yards .....	3/25	7/70
Sacks/Yards.....	6/33	12/70
Opponent Fumbles/Lost .....	9/5	10/4
Third Down Pct. ....	45.8	47.4
Takeaways .....	8	11
<b>SPECIAL TEAMS</b>		
Punts-Average Yards (Gross) .....	45.0	45.9
Punts-Average Yards (Net).....	41.0	39.0
Punt Return Yards-Average Per .....	11.6	6.9
Punt Return Yards-Average Per Allowed.....	7.4	11.9
Kickoff Return Yards-Average Per .....	24.3	23.9
Kickoff Return Yards-Average Per Allowed.....	30.4	23.1
Field Goals Made/Attempted.....	8/11	13/16
<b>PENALTIES</b>		
Penalties Against/Yards .....	54/513	59/478
Opponent Penalties Against/Yards .....	40/304	55/378

## RAMS-49ERS 2014 INDIVIDUAL COMPARISON

RAMS	49ERS
<b>PASSING YARDS</b>	
A. Davis.....1,680	C. Kaepernick.....1,719
S. Hill.....81	
<b>RUSHING YARDS</b>	
Z. Stacy.....257	F. Gore.....423
B. Cunningham.....163	C. Kaepernick.....260
T. Mason.....157	C. Hyde.....161
<b>RECEIVING YARDS</b>	
B. Quick.....375	A. Boldin.....447
J. Cook.....331	M. Crabtree.....322
K. Britt.....249	S. Johnson.....315
Z. Stacy.....135	B. Lloyd.....252
<b>POINTS SCORED</b>	
G. Zuerlein.....31	P. Dawson.....56
L. Kendricks.....24	M. Crabtree.....18
B. Cunningham/B. Quick...18	S. Johnson.....18
<b>SACKS</b>	
R. Quinn.....3.0	A. Brooks/J. Smith.....3.0
<b>DEFENSIVE TACKLES</b>	
J. Laurinaitis.....74	A. Bethea.....37
A. Ogletree.....69	P. Willis.....34
T. McDonald.....64	M. Wilhoite.....32
<b>KICKOFF RETURNS (YARDS PER RETURN)</b>	
B. Cunningham.....11 (31.0)	B. Ellington.....10 (25.8)
<b>PUNT RETURNS (YARDS PER RETURN)</b>	
T. Austin.....13 (6.4)	B. Ellington.....14 (7.6)
<b>FIELD GOALS</b>	
G. Zuerlein.....8/11 (.727)	P. Dawson.....13/16 (.812)
<b>PUNTS (GROSS/NET AVG.)</b>	
J. Hekker.....30 (46.5/41.0)	A. Lee.....26 (47.7/39.0)




## BENNY'S SPECIAL EFFORT

RB Benny Cunningham has been a jack of all trades for the Rams this season.

Last week in Kansas City, he returned the opening kickoff 41 yards to set up a St. Louis touchdown. He also caught one pass and gained 27 yards on just four carries.

On the season, Cunningham has 163 rushing yards and is averaging 4.1 yards per carry. He's caught 17 passes for 129 yards and has scored three total touchdowns.



RB Benny Cunningham

In the team's win over Seattle two weeks ago, Cunningham seemingly did it all. In the first quarter, Cunningham returned a kickoff 75 yards to give the Rams the ball at the Seattle 31 yard line. Six plays later, St. Louis scored its first touchdown of the day on a Tre Mason six-yard run.

Later in the game, Cunningham caught a shovel pass from Austin Davis and plowed his way forward for a five-yard touchdown. It marked the third consecutive week that Cunningham has found the end zone.

He saved the best for last. With St. Louis clinging to a two-point lead with 2:55 remaining, Cunningham slipped out of the backfield from his personal protector position in a punt formation. He caught a short pass from P Johnny Hekker and turned it upfield for an 18-yard gain. The first down allowed the Rams to run out the clock and preserve the victory.

With his long kickoff return Sunday, Cunningham is second in the NFL with an 31.0 yard average on returns.

### 2014 NFL Leaders, Kickoff Return Average

	Average
1. Jarvis Landry, MIA	31.3
<b>2. Benny Cunningham, STL</b>	<b>31.0</b>
3. C.J. Spiller, BUF	30.6
4. Knile Davis, KC	28.2
5. Jacoby Jones, BAL	27.9

## SIR LANCE (SCORES) A LOT

For a third-consecutive week, TE Lance Kendricks found the end zone last week when he caught a one-yard touchdown pass from Austin Davis.

This week in San Francisco, Kendricks looks to become the first Rams with a touchdown catch in four-straight games since Torry Holt accomplished the feat in 2006.

Kendricks caught a four-yard touchdown pass from Austin Davis with 5:36 remaining in the fourth quarter in the team's Week 7 win over Seattle. The touchdown allowed the Rams to answer after Russell Wilson and company had pulled to within two points at 21-19. Kendricks pushed the St. Louis lead back to nine, 28-19.



TE Lance Kendricks

The third-year tight end also scored in Week 6 when he caught a 22-yard pass from Davis. Kendricks now has 12 career touchdowns, including four this season. He's totalled 16 catches for 128 yards to go along with his four scores in 2014.


Throughout his four seasons in St. Louis, Kendricks has been a reliable target. He finished the 2012 season with 42 receptions for 519 yards and four touchdowns. His 519 receiving yards were at the time the most by a Rams tight end since the team moved to St. Louis in 1995. Teammate Jared Cook surpassed those totals in 2013.

## AUSTIN POWERS

Rams QB Austin Davis has found a groove in his first year as an NFL starter.

Davis has passed for 1,680 yards with 10 touchdowns and five interceptions. He's completing 65.2 percent of his passes, a number that would rank fifth in franchise history for a season were it to hold up.

In the team's Week 7 win over Seattle, Davis connected on 85.0 percent (17-of-20), the third best single-game mark in team history (Kurt Warner is first at 86.9). It was the third best mark in a game by any NFL quarterback this season at the time and is now the fifth best.



QB Austin Davis

Davis posted a passer rating of 128.6 against the Seahawks, the highest single-game rating by a Ram since Marc Bulger's 133.3 on November 20, 2005.

In Week 5 in Philadelphia, Davis passed for 375 yards with three touchdowns and no interceptions. It was just the third time in Rams history that a quarterback has reached 375 or more yards with three or more touchdowns and no interceptions. He joined Kurt Warner and Marc Bulger as the only Rams to accomplish the feat.

Davis' Week 5 performance was his second-consecutive outing in which he threw for 300 yards and three scores, which made him the first Ram to post back-to-back games of 300 or more yards and three touchdowns since Kurt Warner in 2001.

Davis has been particularly strong on third down, where his passer rating of 120.9 on the down is the fifth highest in the NFL. Of his 10 touchdown passes, seven have come on third down (tied for third most in the NFL) and he's completing 63.9 percent of his passes on the most crucial down.

Davis made his first NFL start in Week 2 at Tampa Bay and was nearly flawless in leading St. Louis to victory. Davis engineered five scoring drives, including one that saw the Rams start from their own 9-yard line before moving the ball 71 yards on 12 plays to set up Greg Zuerlein's game-winning field goal.

Davis's story is a fascinating one. After he was released by the Rams last September, he spent the early part of the season as a volunteer coach at a St. Louis private high school. He rejoined the Rams following Sam Bradford's injury in October but did not see the field until he relieved Shaun Hill in the 2014 opener.

### Highest Single-Game Completion Percentage, 2014

Player, Opp.	Att.-Comp.	Comp. Pct.
1. M. Ryan vs. TB	21-24	87.5
2. A. Rodgers vs. CAR	19-22	86.4
3t. T. Brady vs. CHI	30-35	85.7
3t. A. Smith vs. STL	24-28	85.7
<b>5. A. Davis vs. SEA</b>	<b>17-20</b>	<b>85.0</b>

### Highest Completion Percentage For a Season, Rams History

Player	Year	Comp. Pct.
1. Kurt Warner	2001	68.7
2. Kurt Warner	2000	67.7
3. Marc Bulger	2005	66.9
4. Marc Bulger	2004	66.2
<b>5. Austin Davis</b>	<b>2014</b>	<b>65.2</b>

## BIG CATCH BRITT

The Rams didn't make a ton of moves in veteran free agency this spring, but did add one player who's provided some big plays at the wide receiver position.

Kenny Britt's sixth NFL season is his first in St. Louis. He spent his first five professional campaigns with the Tennessee Titans, where he played three seasons under Rams Head Coach Jeff Fisher.

In Week 5 in Philadelphia, Britt scored his first touchdown as a Ram as he caught three passes for 68 yards while helping St. Louis post 466 total yards. For his career, Britt averages 15.6 yards per catch. He had a 43-yard reception last week that helped set up a Rams touchdown.



WR Kenny Britt

In addition to what he's brought on the field, Britt's veteran presence has been a welcomed one to the young receiver group. His experience is evident as his career totals are significantly higher than the other five members of the team's receiving group.

### Career Totals, Current Rams Receivers

Player	Rec.	Yards	Yards/Rec.	TDs
K. Britt	173	2,699	15.6	20
C. Givens	82	1,359	16.5	3
B. Quick	54	833	15.4	7
T. Austin	53	541	10.2	4
S. Bailey	21	279	13.3	0

## WAR RAM EAGLE

Greg Robinson, the second overall pick in May's draft, has started each of the last three games at left guard, and it's likely that this week, he'll move to left tackle, the position which he was drafted to secure for the long term.

With Jake Long lost for the season, Robinson will move over to the spot at which he earned all SEC honors a year ago.

With Robinson at left guard in Week 7, the Rams' offensive line had their best day of the season. St. Louis rushed for 102 yards against the defending Super Bowl champion Seahawks and held Seattle's vaunted defense without a sack en route to a Rams victory.



OL Greg Robinson

Robinson made his first NFL start in Week 6 against San Francisco and coaches gave him positive reviews after lining up against 49ers Pro Bowl DT Justin Smith throughout the evening. The Rams averaged nearly four yards per carry in Robinson's first start.

Last fall, Auburn literally ran its way to an SEC championship and appearance in the national title game. As a team, the Tigers averaged an NCAA-best 328.3 yards per game on the ground.

Robinson and Auburn/Rams teammate Tre Mason were at the heart of that attack. In 14 games last season, coaches credited Robinson with 130 "knockdown" blocks, an average of more than nine per game as Auburn sparred with some of the best defenses in the country. Robinson was named First-Team All-SEC and was a Second-Team All-American by the Associated Press.

## WHAT'S COOK-IN'?

Since arriving in St. Louis last spring, TE Jared Cook has been a reliable target for Rams quarterbacks.

Cook has caught at least one pass in all 23 games he's been a member of the Rams. He's recorded a reception in each of his last 39 games he's appeared in, dating back to his time in Tennessee.

With 27 receptions on the season, Cook leads the Rams in the category.

In Week 3, Cook caught seven passes for 75 yards, which tied his highest single-game receptions total since joining the Rams. He led the Rams with 74 yards in the team's Week 7 win over Seattle.

In his first year in St. Louis, Cook set a new record for most receiving yards in a season by a Rams tight end. Cook led the Rams in both receptions (51) and receiving yards (671) in 2013. Teammate Lance Kendricks set the previous mark for St. Louis tight ends last year with 519 yards. Cook bested that number and then topped the all-time franchise record held by Mike Barber (657 in 1983).

In his Rams debut, Cook caught seven passes for 141 yards and two touchdowns in the team's Week 1 win. His 141 yards are the most by a tight end in a single game in franchise history. Cook broke a record previously held by Pete Holohan, who had 126 yards on Dec. 11, 1988 against Atlanta.

Cook's Week 1 performance was his second-highest single-game total of his career. He had 169 in a 2011 game against Jacksonville. Cook's 169 yards are a Titans single-game record for a tight end as well.



TE Jared Cook

## WAR RAM EAGLE, II

RB Tre Mason didn't make his NFL debut until Week 6, but, he's done his best to make up for lost time.

Mason is averaging 5.2 yards per carry this season - 157 yards on 30 attempts. In the Rams' Week 7 win over Seattle, Mason rushed 18 times for 85 yards, including a 28-yard run which was the team's longest of the season. Mason got the Rams on the board in the first quarter when he scored on a six-yard run. It was Mason's first career touchdown.

A week earlier, Mason carried five times for 40 yards in his first NFL action and caught a 12-yard pass. Through two games, Mason has 125 rushing yards on just 23 carries, an impressive 5.4 yards per carry.

Mason joined the Rams in May when St. Louis selected him in the third round. As a junior at Auburn, he was the SEC's leading rusher. Mason finished fifth in the nation with 1,816 rushing yards, and his 23 rushing touchdowns were tied for third most in the country. Mason was the SEC Offensive Player of the Year, was named First-Team All-SEC and was a finalist for the Heisman Trophy.



RB Tre Mason

## RUSHING ROBERT

Prior to the Rams' Week 7 win over Seattle, DE Robert Quinn used the analogy that it only takes a snowflake to start an avalanche, referring to his hopes that the Rams would get their pass rush going one sack at a time.

Quinn recorded his first sack of the season that week, and he added two more last week against Kansas City. He hopes to keep the ball rolling as the Rams travel to San Francisco.

Quinn has developed into one of the NFL's top defenders. Along with his three sacks, coaches have credited the 2012 first-round pick with nine QB pressures and 11 QB hits through seven games. He's also tallied 10 tackles for loss.

Quinn is looking to build off his breakout season of 2013 that saw him post one of the best seasons by a Rams defender in team history.

Quinn's 19.0 sacks were second best in the NFL a year ago, just a half sack off of league leader Robert Mathis (19.5). Quinn also finished second to Mathis in forced fumbles, as Quinn had seven to Mathis' eight.

His 19.0 sacks set a new franchise record, topping Kevin Carter's 17.0 in 1999. Quinn had at least one sack in 11 of 16 games this season, and he had five multi-sack games, including three contests in which he recorded 3.0 sacks.

Coaches credited Quinn with 36 pressures and 33 hits on the season. Two of his forced fumbles resulted in touchdowns - his own 31-yard return vs. Chicago and a 45-yard return by Chris Long in a win over Indianapolis.

In addition to his pass-rushing prowess, Quinn improved his play against the run in 2013. Coaches credited Quinn with 18 tackles for loss, the most among all Rams.



DE Robert Quinn

## BEST IN CLASS



DE Robert Quinn

For teams in need of impact pass rushers, the 2011 NFL Draft was certainly the place to find one.

In the top 16 picks, there were seven "front seven" players selected. Six of them have at least 25 career sacks, and five of them have at least 30.

With the 14th pick, the Rams were fortunate to snag DE Robert Quinn, who boasts 37.5 career sacks. Quinn came off the board after Von Miller (44 sacks), J.J. Watt (43.5) and Aldon Smith (42), and each player has made a name for himself.

Quinn certainly stood out among his peers in 2013 as he led the NFC with 19.0 sacks. Since the start of the 2012 season, only Watt has more sacks than Quinn.

### Most Sacks Since Start of 2012

	Sacks
1. J.J. Watt, HOU*	38.0
<b>2t. Robert Quinn, STL*</b>	<b>32.5</b>
2t. Von Miller, DEN*	32.5
4t. Justin Houston, KC	31.0
5. Mario Williams, BUF	29.5

\*2011 First Round Pick

## LUCKY NUMBER 13

DT Aaron Donald made his mark on college football for finding his way into the opposing backfield. His NFL career is off to a strong start in that regard as well.

Donald made his third career start in Week 8 and recorded two tackles for loss to give him a team-high 11 on the season. He also notched his first career forced fumble last week. Through seven games, Donald has 2.0 sacks, 12 QB pressures and five QB hits. He had five pressures in the team's Week 7 win over Seattle.

The Rams felt fortunate to land Donald with the 13th pick in May's draft. As a senior in 2013, Donald received a host of honors. In addition to being named First-Team All-American and First-Team All-ACC, Donald was the Chuck Bednarik Award and Bronco Nagurski Awards, both of which honor the national defensive player of the year in college football.

Donald also won the Outland Trophy, which goes to college football's top interior lineman, and the Lombardi Award, which recognizes the country's top player among college defensive linemen and linebackers.

Last season, Donald gave opposing offensive linemen fits. He recorded 28.5 tackles for loss, including 11.0 sacks. His tackle for loss total led all college defenders last year.



DT Aaron Donald

### 2013 NCAA Leaders, Tackles for Loss

	TFLs
<b>1. Aaron Donald, Pittsburgh</b>	<b>28.5</b>
2. Trent Murphy, Stanford	23.5
3. Vic Beasley, Clemson	23.0
4. Ryan Shazier, Ohio State	22.5
5. Kareem Martin, North Carolina	21.5

## BROCKERS BRINGING IT

The Rams finished ninth in the NFL in run defense in 2013, and DT Michael Brockers was a key factor in that ranking.

Brockers has 22 tackles in seven games this season. A year ago, he led all Rams defensive linemen with 75 tackles. He recorded 5.5 sacks and added 13 quarterback pressures and 15 quarterback hits. In addition, coaches credited Brockers with eight tackles for loss.

As a rookie in 2012, Brockers was named to the Pro Football Writers of America/Pro Football Weekly All-Rookie team.



DT Michael Brockers

In 54 career games, Brockers has 9.5 sacks, which ranks among the best in comparison with the defensive linemen drafted in the first round in 2012.

### Most Sacks, Defensive Linemen Drafted in 1st Round, 2012

	Career Sacks
1. Chandler Jones, NE	22.0
2. Quinton Coples, NYJ	12.5
<b>3. Michael Brockers, STL</b>	<b>9.5</b>
4. Fletcher Cox, PHI	8.5
5. Shea McClellin, CHI	7.5



## MAN IN THE MIDDLE

If you want to find Rams MLB James Laurinaitis on the football field, one can often simply follow the ball because the fifth-year pro seems to always be around it.

Laurinaitis leads the Rams with 74 tackles on the season after posting 11 vs. Kansas City.

A captain on the Rams defense, Laurinaitis finished the 2013 season with 144 stops, his fifth 100-tackle season in as many years in the NFL. His toughness and leadership were key to a Rams defense that finished in the top 10 against the run for the first time since 2001.



LB James Laurinaitis

Laurinaitis has proven to be a valuable defender against both the run and the pass. He recorded a career-high 3.5 sacks last year and six tackles for loss. He also posted two interceptions and eight pass breakups. Laurinaitis recovered two fumbles as well.

Since 2009, only three linebackers - DeAndre Levy, Paul Posluszny and Sean Lee - have more interceptions than Laurinaitis' nine. Also since 2009, the year the Rams made Laurinaitis a second-round pick, he's the only player in the NFL with 12 or more sacks and nine or more interceptions.

Laurinaitis now has 807 career tackles, and he's closing in on Hall of Famer Merlin Olsen, the franchise's all-time leading tackler.

### Most Tackles, Rams History

	Tackles
1. Merlin Olsen, 1962-76	915
2. Jack Reynolds, 1970-80	897
3. Deacon Jones, 1961-71	896
-- James Laurinaitis, 2009-present	807

## BULLDOG 'BACKER

As a rookie, Alec Ogletree led the Rams in tackles and provided St. Louis with a playmaking presence as he led the team with 155 tackles.

"Tree" has filled up the stat sheet in 2014 as well. He posted 11 tackles against Kansas City to give him 69 on the season, second most among Rams.

In Philadelphia, Ogletree also delivered his second forced fumble in as many weeks. It was Ogletree's eighth career forced fumble, which is tied for most among all NFL defenders since the start of last season.



LB Alec Ogletree

Ogletree stepped into the Rams' starting lineup from the get go as a rookie and he's started all 23 games of his professional career. In addition to leading the Rams in tackles, he had six forced fumbles as a rookie, third most in the NFL.

### Most Forced Fumbles, 2013-present

	Forced Fumbles
1t. Alec Ogletree, STL	8
1t. Robert Quinn, STL	8
1t. Robert Mathis, IND	8
4t. Jerrell Freeman, IND	7
4t. Tamba Hali, KC	7

## RETURN TO SENDER

Rams CB Janoris Jenkins has a knack for finding the end zone. In fact, no defender in football has found it more since Jenkins entered the NFL.

In Week 3 against Dallas, Jenkins intercepted Tony Romo and returned it 25 yards for a touchdown. It was Jenkins' fourth interception returned to the end zone since he entered the NFL as a second-round draft pick in 2012.



CB Janoris Jenkins

As a rookie, Jenkins recovered a fumble in the end zone in an overtime win over San Francisco. That gives Jenkins five total defensive touchdowns during his two plus seasons in the NFL, which is the most defensive scores by any player during that time frame.

### Most Defensive Touchdowns since 2012

	TDs
1. Janoris Jenkins, STL	5
2. Captain Munnerlyn, CAR/MIN	4
3. Four Others Tied	3

Although he's in just his third season, Jenkins needs to find the end zone just once more following an interception to tie the team's all-time record in the category. Ed Meador (1959-70) and LeRoy Irvin (1980-89) each had five career interception returns for touchdowns. Jenkins has six total interceptions in his career.

In 2012, Jenkins turned in one of the best seasons by a rookie corner in NFL history. With three interceptions returned for touchdowns in 2012, Jenkins tied the NFL rookie record in the category. He shares the mark with Hall of Famers Ronnie Lott and Lem Barney.

Jenkins' six career interceptions puts him among the best cornerbacks in his draft class when it comes to finding the football.

### Most Interceptions, Cornerbacks Drafted in 2012

1. Casey Hayward, GB	8
2t. Janoris Jenkins, STL	6
2t. Brandon Boykin, PHI	6

## BLOCK PARTY

S.T.J. McDonald has been a big part of the defense since his arrival as a third round pick in 2013. Through seven games, he's third among Rams with 64 tackles. McDonald has been on the field for every Rams defensive snap this season.

Earlier this season, it was McDonald's play on special teams that proved to be the difference the team's first win.



S.T.J. McDonald lays out to block a punt earlier this season against Tampa Bay. McDonald has been a key asset on both defense and special teams this season.

McDonald blocked both a punt and a field goal in the team's win in Tampa Bay in Week 2. As a team, the Rams hadn't blocked a punt and field goal in the same game since December of 1979. Sunday's pair were the first blocks of McDonald's career.

Following the blocked punt, the Rams kicked a field goal of their own. The blocked field goal took potential points off the board for Tampa Bay and led to a field goal drive for the Rams, meaning McDonald's two big special teams plays resulted in at least a nine-point swing in what resulted in a two-point game.

## GREG THE LEG

Rams K Greg "The Leg" Zuerlein opened his third NFL season by connecting on eight of his first nine field goal attempts and looks to get things back on track this week.

Zuerlein was a perfect 4-for-4 on field goals in the team's win against the Buccaneers, including a 38-yarder with 38 seconds left that gave the Rams a 19-17 victory.

Week 2 was the third time in his first 34 career games that Zuerlein made four field goals, and it was the fifth time he's made a fourth quarter/overtime kick to tie or give the Rams a lead.

In Week 1 against Minnesota, he connected on a 56-yard field goal in the third quarter to give him nine career kicks from 50 yards or more.

Zuerlein's nine field goals from 50-plus yards places him third on the team's all-time list. He's made four of the five longest kicks in team history.

The third-year kicker is also the second-most accurate player in team history when it comes to field goals as he's made 81.4 percent of his kicks (57-of-70).

Last season, Zuerlein made 12 consecutive field goal attempts to close the year. He was perfect the last seven weeks and finished 26-of-28 on field goals in 2013.

As a rookie, Zuerlein made seven field goals from 50 yards or more. In a win over San Francisco, he broke the franchise record for 50+ yard field goals in a season. He also kicked the longest field goal by a rookie in league history (60 yds.) and became the first kicker in league history to make a 50-plus and 60-plus yard field goal in the same game.



K Greg Zuerlein

## HE'S A WINNER

Rams Head Coach Jeff Fisher has won 158 regular season games during his 18-plus seasons as an NFL head coach.

Fisher is among the winningest head coaches of his era. Among active head coaches, Fisher is third in career wins, trailing only Bill Belichick and Tom Coughlin.

In his first two seasons in St. Louis, the Rams won 14 games after the team combined for 15 wins in the previous five years.



Head Coach Jeff Fisher

With the team's Week 7 win over Seattle, Fisher tied Hall of Famer Bud Grant for 15th place in NFL history in regular season victories.

### Most Regular Season Wins, Active Head Coaches

	<b>Wins</b>
1. Bill Belichick	205
2. Tom Coughlin	161
<b>3. Jeff Fisher</b>	<b>158</b>
4. Andy Reid	145
5. John Fox	113

## JOHNNY ON THE SPOT

Whether it's with his arm or his leg, Rams P Johnny Hekker is one of the NFL's most dangerous special teams weapons.

Last week against Kansas City, Hekker posted a net average of 46.2 yards on six punts. It was the 11th time in 38 career games that Hekker's recorded a net average of 45.0 yards or more.

Late in the fourth quarter of the Rams' Week 7 contest, the former high school quarterback was called upon to throw on a fake from the Rams' 18 yard line. He executed to perfection and St. Louis was able to run out the clock to preserve the victory.

In three NFL seasons, Hekker is 4-of-5 passing on fakes, including a touch-down pass on a fake field goal as a rookie in 2012.

Hekker earned both Pro Bowl and All-Pro honors in 2013 after he recorded the highest single-season net average (44.2) in NFL history. His 46.3 gross average was 10th in the league and was the fourth best single-season total in Rams history.

Opponents averaged just 2.6 yards per return against the Rams last season, the best total in the NFL this season. He had just four touchbacks in 78 punts and placed 19 inside the opponents' 20-yard line.

### Highest Net Punting Average in a Season, NFL History

	<b>Net Avg.</b>
<b>1. Johnny Hekker, STL - 2013</b>	<b>44.2</b>
2. Andy Lee, SF - 2011	44.0
3. Shane Lechler, OAK - 2009	43.9
4. Andy Lee, SF - 2012	43.2
5. Thomas Morestead, NO - 2012	43.2



P Johnny Hekker

## 'THE MOUNTAINEER'

Prior to the Rams' Week 7 win over Seattle, WR Stedman Bailey had never fielded a punt in a football game at any level - high school, college or the NFL.

Bailey made the most of his first opportunity in the return game as he was the benefactor of a little trickery by the St. Louis coaches.

In the second quarter of the team's Week 7 win, Rams PR Tavon Austin pretended to track a punt down the left sideline while the Rams coverage team raced towards Austin in attempt to set up a return.



WR Stedman Bailey

In actuality, Seattle had punted the ball to the St. Louis right. Bailey fielded the punt over his shoulder, turned and raced 90 yards for a touchdown. The play was the longest punt return in the NFL this season and is tied for the third longest in Rams history.

Rams coaches named the play "The Mountaineer" because it centered around Bailey and Austin, both of whom played at the University of West Virginia. Bailey was named NFC Special Teams Player of the Week following his 90-yard return.

### Longest Punt Return, Rams History

	<b>Yards</b>
1. Robert Bailey - Oct. 23, 1994 - at NO	103*
2. Tavon Austin - Nov. 10, 2013 - at IND	98
3t. Stedman Bailey - Oct. 19, 2014 - vs SEA	90
3t. Dick Bass - Dec. 17, 1961 - vs GB	90

\*NFL Record

## A GOOD START

The Rams have been among the NFL's best out early in games this season.

Last week, QB Austin Davis tossed a one-yard touchdown pass to TE Lance Kendricks on the team's first possession of the game. It marked the fourth time this season the Rams have scored a touchdown on their opening drive. Among NFL teams, only Green Bay has scored as many times on their first possession of the game. The Packers have accomplished the feat in eight games while the Rams have done so in seven.

The Rams and Packers are tied for the NFL lead when it comes to points on a team's first possession with 28 each.

St. Louis faces San Francisco this week, and the Rams opened their Week 6 contest with an early touchdown as well. In that game, RB Benny Cunningham's one-yard touchdown run capped an 11-play, 80-yard drive on the Rams' first possession of the game.

### Most Points on Opening Drive, 2014 Season

	Points
<b>1t. St. Louis Rams</b>	<b>28</b>
1t. Green Bay Packers	28
3. Denver Broncos	27
4t. Baltimore Ravens	24
4t. San Diego Chargers	24
4t. San Francisco 49ers	24



Offensive Coordinator Brian Schottenheimer


## HARKEY PITCHES A GEM

Rams TE Cory Harkey is a jack of all trades for the Rams offense. He can regularly be found in the St. Louis backfield as a fullback or on the line of scrimmage as a tight end.

Nicknamed "Harkules" by his teammates as a nod to his toughness, Harkey is one of the Rams' emotional leaders.

Harkey's performance as a blocker was key to the Rams' ability to run the ball. He showed incredible toughness in Week 2 at Tampa Bay as well. After absorbing and crushing hit from Bucs S Dashon Goldson, Harkey returned to the game just moments later and was a key part of the game winning drive. After the game, it was revealed that Harkey suffered a sprained MCL.

Harkey, who joined the Rams as an undrafted rookie free agent in 2012, is the son of former Major League pitcher Mike Harkey. His father is now the pitching coach of the Arizona Diamondbacks. When the younger Harkey scored against the Saints in Week 15 of last season, he celebrated by simulating a full pitcher's windup before spiking the ball into the turf. The celebration was a nod to his father, the former Cub and Dodger right hander.



TE Cory Harkey

## POSITIVE GAINES

CB E.J. Gaines might very well turn out to be one of the steals of the 2014 Draft.

The Rams kept Gaines in his home state when they selected him in the sixth round. Gaines started each of his first seven NFL games.

Last week, Gaines was credited with a career-high 11 tackles, including one for loss. He leads the team with five pass breakups and he's been on the field for 96 percent of the Rams' defensive snaps this season.



In Week 5, while defending fellow Mizzou Tiger Jeremy Maclin on a deep ball, Gaines came away with his first career interception. He also recovered a fumble earlier in the game.

Gaines was joined in the defensive backfield last week by fellow rookie Marcus Roberson, who made his first career start, and Lamarcus Joyner, the team's second-round pick who has manned the nickel position throughout the season.

Gaines has 42 total tackles on the season. He was a First-Team All-SEC performer at Missouri in 2013 after intercepting five passes, second most in the conference. He previously earned First-Team All-Big XII honors as a sophomore before Mizzou moved conferences.

## TAVON AWESOME

Whether it's throwing it to him, handing it to him, or forcing the opponent to punt it to him, the Rams find ways to get the ball in the hands of Tavon Austin.

Last week against Kansas City, Austin had two receptions and two rushes. On the season, he's caught 14 passes and carried the ball 15 times.

Austin finished his first NFL campaign with 40 catches in 13 games and scored six total touchdowns - four receiving, one rushing and one via punt return.



WR Tavon Austin

On the third play of the Rams' Week 12 win over Chicago, Austin took a pitch from QB Kellen Clemens, pivoted to reverse field and raced 65-yards for a touchdown. He also had a 56-yard run against Arizona that set up a Zac Stacy touchdown.

In the process, Austin became the first player in NFL history with a 95-yard punt return for touchdown, 80-yard touchdown reception and 65-yard rushing score in the same season.

In Week 10 in Indianapolis, Austin became just the third rookie in NFL history to score three touchdowns of 55 yards or more in a game.

Austin caught two passes - a 57-yard bomb for a touchdown and a short crossing pattern that resulted in an 81-yard touchdown. He also returned a punt 98 yards for a score.

He became the first player in NFL history to return a punt 95 yards for a touchdown and have a 55-yard touchdown catch. With 314 all-purpose yards, Austin turned in the second-best single-game performance in team history.

# 2014 ST. LOUIS RAMS DEFENSIVE STATS

(based on coaches' video tape evaluations)

<b>TACKLES</b>	<b>Total</b>	<b>Solo</b>	<b>Asst.</b>	<b>Sacks</b>	<b>Yards</b>	<b>Int.</b>	<b>*PD</b>	<b>QB Press.</b>	<b>QB Hits</b>	<b>*FF</b>	<b>*FR</b>
James Laurinaitis	74	37	37	0.0	0.0	0	0	5	2	0	1
Alec Ogletree	69	48	21	0.0	0.0	0	1	5	0	2	0
T.J. McDonald	64	44	20	0.0	0.0	0	1	4	0	0	0
Rodney McLeod	46	31	15	0.0	0.0	1	3	1	0	1	0
William Hayes	43	18	25	0.0	0.0	0	0	15	5	0	1
E.J. Gaines	42	31	11	0.0	0.0	1	5	0	0	0	1
Jo-Lonn Dunbar	40	21	19	0.0	0.0	0	0	2	0	0	0
Lamarcus Joyner	36	26	10	0.0	0.0	0	2	0	0	0	0
Aaron Donald	36	29	7	2.0	9.0	0	0	12	5	1	0
Janoris Jenkins	33	31	2	0.0	0.0	1	3	0	1	0	0
Robert Quinn	33	23	10	3.0	15.0	0	0	9	11	2	0
Eugene Sims	23	11	12	1.0	9.0	0	0	10	1	0	0
Michael Brockers	22	11	11	0.0	0.0	0	0	3	0	0	1
Kendall Langford	21	10	11	0.0	0.0	0	0	5	2	0	0
Ethan Westbrooks	9	4	5	0.0	0.0	0	0	3	1	0	0
Alex Carrington	8	2	6	0.0	0.0	0	0	1	0	0	0
Marcus Roberson	7	6	1	0.0	0.0	0	0	0	0	0	0
Brandon McGee	4	2	2	0.0	0.0	0	0	0	0	0	0
Chris Long	4	0	4	0.0	0.0	0	0	1	0	0	0
Cody Davis	3	2	1	0.0	0.0	0	0	0	0	0	1
Daren Bates	1	0	1	0.0	0.0	0	0	0	0	0	0
<b>Total</b>	<b>618</b>	<b>387</b>	<b>231</b>	<b>6.0</b>	<b>33.0</b>	<b>3</b>	<b>15</b>	<b>76</b>	<b>29</b>	<b>6</b>	<b>4</b>

\* PD is passes defensed

## SPECIAL TEAMS TACKLES

Chase Reynolds.....	10
Daren Bates .....	4
Stedman Bailey .....	3
Lamarcus Joyner.....	3
Trey Watts .....	3
Cory Harkey .....	2
Cody Davis.....	2
Rodney McLeod.....	2
Marshall McFadden .....	2
Ray Ray Armstrong .....	1
T.J. McDonald .....	1
Marcus Roberson.....	1
Brandon McGee .....	1
Jake McQuaide.....	1
Benny Cunningham .....	1
Eugene Sims.....	1
<b>Total.....</b>	<b>37</b>

## SACK LEADERS

	<b>No.</b>	<b>Yards</b>
Robert Quinn .....	3.0	15.0
Aaron Donald .....	2.0	9.0
Eugene Sims.....	1.0	9.0
<b>Total.....</b>	<b>6.0</b>	<b>33.0</b>

	Chris Long												Kendall Langford											
	Total	Solo	Asst	Sack	Yds	QB P	QB H	INT	PD	FF	FR	Total	Solo	Asst	Sack	Yds	QB P	QB H	INT	PD	FF	FR		
MIN	4	0	4	0	0	1	0	0	0	0	0	5	1	4	0	0	1	0	0	0	0	0		
at TB					Reserve - Injured							1	0	1	0	0	0	0	0	0	0	0		
DAL					Reserve - Injured							3	1	2	0	0	1	0	0	0	0	0		
at PHI					Reserve - Injured							0	0	0	0	0	1	1	0	0	0	0		
SF					Reserve - Injured							2	1	1	0	0	0	1	0	0	0	0		
SEA					Reserve - Injured							4	4	0	0	0	1	0	0	0	0	0		
at KC					Reserve - Injured							6	3	3	0	0	1	0	0	0	0	0		
at SF																								
at ARI																								
DEN																								
at SD																								
OAK																								
at WAS																								
ARI																								
NYG																								
at SEA																								
<b>TOTALS</b>	<b>4</b>	<b>0</b>	<b>4</b>	<b>0</b>	<b>0</b>	<b>1</b>	<b>0</b>	<b>0</b>	<b>0</b>	<b>0</b>	<b>0</b>	<b>21</b>	<b>10</b>	<b>11</b>	<b>0</b>	<b>0</b>	<b>5</b>	<b>2</b>	<b>0</b>	<b>0</b>	<b>0</b>	<b>0</b>		

	Michael Brockers												Robert Quinn											
	Total	Solo	Asst	Sack	Yds	QB P	QB H	INT	PD	FF	FR	Total	Solo	Asst	Sack	Yds	QB P	QB H	INT	PD	FF	FR		
MIN	3	2	1	0	0	0	0	0	0	0	0	2	1	1	0	0	2	4	0	0	0	0		
at TB	1	0	1	0	0	1	0	0	0	0	0	6	4	2	0	0	2	2	0	0	0	0		
DAL	6	4	2	0	0	0	0	0	0	0	0	4	3	1	0	0	0	0	0	0	0	0		
at PHI	1	0	1	0	0	1	0	0	0	0	1	3	3	0	0	0	1	3	0	0	0	0		
SF	4	3	1	0	0	0	0	0	0	0	0	6	4	2	0	0	1	0	0	0	0	0		
SEA	4	0	4	0	0	0	0	0	0	0	0	6	4	2	1	7	2	1	0	0	0	0		
at KC	3	2	1	0	0	1	0	0	0	0	0	6	4	2	2	8	1	1	0	0	2	0		
at SF																								
at ARI																								
DEN																								
at SD																								
OAK																								
at WAS																								
ARI																								
NYG																								
at SEA																								
<b>TOTALS</b>	<b>22</b>	<b>11</b>	<b>11</b>	<b>0</b>	<b>0</b>	<b>3</b>	<b>0</b>	<b>0</b>	<b>0</b>	<b>0</b>	<b>1</b>	<b>33</b>	<b>23</b>	<b>10</b>	<b>3</b>	<b>15</b>	<b>9</b>	<b>11</b>	<b>0</b>	<b>0</b>	<b>2</b>	<b>0</b>		

	William Hayes												Alex Carrington											
	Total	Solo	Asst	Sack	Yds	QB P	QB H	INT	PD	FF	FR	Total	Solo	Asst	Sack	Yds	QB P	QB H	INT	PD	FF	FR		
MIN	3	1	2	0	0	1	0	0	0	0	0	0	0	0	0	0	0	0	0	0	0	0		
at TB	8	3	5	0	0	0	0	0	0	0	0	1	1	0	0	0	0	0	0	0	0	0		
DAL	9	3	6	0	0	1	0	0	0	0	0	0	0	0	0	0	0	0	0	0	0	0		
at PHI	4	2	2	0	0	5	1	0	0	0	0	2	1	1	0	0	0	0	0	0	0	0		
SF	5	3	2	0	0	3	3	0	0	0	0													
SEA	6	1	5	0	0	2	1	0	0	0	0	2	0	2	0	0	1	0	0	0	0	0		
at KC	8	5	3	0	0	3	0	0	0	0	1	3	0	3	0	0	0	0	0	0	0	0		
at SF																								
at ARI																								
DEN																								
at SD																								
OAK																								
at WAS																								
ARI																								
NYG																								
at SEA																								
<b>TOTALS</b>	<b>43</b>	<b>18</b>	<b>25</b>	<b>0</b>	<b>0</b>	<b>15</b>	<b>5</b>	<b>0</b>	<b>0</b>	<b>0</b>	<b>1</b>	<b>8</b>	<b>2</b>	<b>6</b>	<b>0</b>	<b>0</b>	<b>1</b>	<b>0</b>	<b>0</b>	<b>0</b>	<b>0</b>	<b>0</b>		

	Aaron Donald												Eugene Sims											
	Total	Solo	Asst	Sack	Yds	QB P	QB H	INT	PD	FF	FR	Total	Solo	Asst	Sack	Yds	QB P	QB H	INT	PD	FF	FR		
MIN	6	5	1	0	0	0	0	0	0	0	0	1	1	0	0	0	1	0	0	0	0	0		
at TB	6	5	1	1	4	0	0	0	0	0	0	6	1	5	0	0	0	0	0	0	0	0		
DAL	4	3	1	0	0	1	1	0	0	0	0	2	2	0	0	0	1	0	0	0	0	0		
at PHI	4	2	2	0	0	3	3	0	0	0	0	2	0	2	0	0	1	0	0	0	0	0		
SF	7	5	2	0	0	0	0	0	0	0	0	7	4	3	0	0	1	0	0	0	0	0		
SEA	6	6	0	1	5	5	1	0	0	0	0	3	2	1	1	9	4	1	0	0	0	0		
at KC	3	3	0	0	0	3	0	0	0	1	0	2	1	1	0	0	2	0	0	0	0	0		
at SF																								
at ARI																								
DEN																								
at SD																								
OAK																								
at WAS																								
ARI																								
NYG																								
at SEA																								
<b>TOTALS</b>	<b>36</b>	<b>29</b>	<b>7</b>	<b>2</b>	<b>9</b>	<b>12</b>	<b>5</b>	<b>0</b>	<b>0</b>	<b>1</b>	<b>0</b>	<b>23</b>	<b>11</b>	<b>12</b>	<b>1</b>	<b>9</b>	<b>10</b>	<b>1</b>	<b>0</b>	<b>0</b>	<b>0</b>	<b>0</b>		

	Ethan Westbrooks												James Laurinaitis											
	Total	Solo	Asst	Sack	Yds	QB P	QB H	INT	PD	FF	FR	Total	Solo	Asst	Sack	Yds	QB P	QB H	INT	PD	FF	FR		
MIN					Inactive							8	3	5	0	0	1	1	0	0	0	0		
at TB	1	0	1	0	0	0	0	0	0	0	0	9	5	4	0	0	2	1	0	0	0	0		
DAL	4	1	3	0	0	0	0	0	0	0	0	14	8	6	0	0	0	0	0	0	0	0		
at PHI	4	3	1	0	0	3	1	0	0	0	0	10	7	3	0	0	1	0	0	0	0	0		
SF	0	0	0	0	0	0	0	0	0	0	0	12	6	6	0	0	0	0	0	0	0	1		
SEA					Inactive							10	2	8	0	0	0	0	0	0	0	0		
at KC					Inactive							11	6	5	0	0	1	0	0	0	0	0		
at SF																								
at ARI																								
DEN																								
at SD																								
OAK																								
at WAS																								
ARI																								
NYG																								
at SEA																								
<b>TOTALS</b>	<b>9</b>	<b>4</b>	<b>5</b>	<b>0</b>	<b>0</b>	<b>3</b>	<b>1</b>	<b>0</b>	<b>0</b>	<b>0</b>	<b>0</b>	<b>74</b>	<b>37</b>	<b>37</b>	<b>0</b>	<b>0</b>	<b>5</b>	<b>2</b>	<b>0</b>	<b>0</b>	<b>0</b>	<b>1</b>		

	Jo-Lonn Dunbar												Alec Ogletree											
	Total	Solo	Asst	Sack	Yds	QB P	QB H	INT	PD	FF	FR	Total	Solo	Asst	Sack	Yds	QB P	QB H	INT	PD	FF	FR		
MIN	4	3	1	0	0	0	0	0	0	0	0	7	4	3	0	0	2	0	0	1	0	0		







# RAMS COACHES & PRONUNCIATION GUIDE

<b>Head Coach</b>	Jeff Fisher
<b>Assistant Head Coach</b>	Dave McGinnis
<b>Special Teams Coordinator</b>	John Fassel
<b>Offensive Coordinator</b>	Brian Schottenheimer
<b>Defensive Coordinator</b>	Gregg Williams
<b>Assistant Strength</b>	J. Aggabo
<b>Assistant Strength</b>	Adam Bailey
<b>Tight Ends</b>	Rob Boras
<b>Offensive Line</b>	Paul T. Boudreau
<b>Assistant Special Teams</b>	Paul F. Boudreau
<b>Assistant Linebackers</b>	Joe Bowden
<b>Linebackers</b>	Frank Bush
<b>Secondary</b>	Chuck Cecil
<b>Quarterbacks</b>	Frank Cignetti
<b>Assistant Offensive Line</b>	Andy Dickerson
<b>Assistant Secondary</b>	Brandon Fisher
<b>Strength &amp; Conditioning</b>	Rock Gullickson
<b>Wide Receivers</b>	Ray Sherman
<b>Assistant Defensive Line</b>	Clyde Simmons
<b>Running Backs</b>	Ben Sirmans
<b>Offensive Assistant</b>	Kenan Smith
<b>Quality Control/Offense</b>	Andy Sugarman
<b>Defensive Line</b>	Mike Waufle
<b>Quality Control/Defense</b>	Dennard Wilson

## PRONUNCIATION GUIDE

### PLAYERS

11 TAVON Austin	TAY-von
55 James LAURINAITIS	Lore-in-EYE-tis
23 Rodney McLEOD	mic-CLOUD
47 Marcus ROBERSON	ROH-burr-son
35 JEMEA Thomas	juh-MEE-uh
4 Greg ZUERLEIN	ZURR-line





# RAMS UNOFFICIAL DEPTH CHART

10/28/2014

## OFFENSE

WR	81 Kenny Britt	13 Chris Givens		
TE	89 Jared Cook	46 Cory Harkey		
LT	79 <u>Greg Robinson</u>	73 Mike Person		
LG	76 Rodger Saffold	73 Mike Person		
C	63 Scott Wells	61 Tim Barnes	67 Barrett Jones	
RG	69 Davin Joseph	73 Mike Person		
RT	72 Joe Barksdale	73 Mike Person		
WR	11 Tavon Austin	12 Stedman Bailey		
QB	9 Austin Davis	14 Shaun Hill		
HB	30 Zac Stacy	36 Benny Cunningham	27 <u>Tre Mason</u>	34 Chase Reynolds
				42 <u>Trey Watts</u>
TE	88 Lance Kendricks	82 <u>Alex Bayer</u>		

## DEFENSE

LDE	95 William Hayes	93 <u>Ethan Westbrook</u>		
LDT	99 <u>Aaron Donald</u>	98 Kendall Langford		
RDT	90 Michael Brockers	92 Alex Carrington		
RDE	94 Robert Quinn	97 Eugene Sims		
RLB	58 Jo-Lonn Dunbar	54 Will Herring	59 Korey Toomer	
MLB	55 James Laurinaitis	53 Daren Bates	51 Marshall McFadden	
LLB	52 Alec Ogletree	54 Will Herring	59 Korey Toomer	
LCB	22 Trumaine Johnson	33 <u>E.J. Gaines</u>	35 <u>Jemea Thomas</u>	
RCB	21 Janoris Jenkins	47 <u>Marcus Roberson</u>		
FS	23 Rodney McLeod	20 <u>Lamaricus Joyner</u>	26 Mark Barron	
SS	25 T.J. McDonald	38 Cody Davis	31 <u>Maurice Alexander</u>	

## SPECIALISTS

P	6 Johnny Hekker			
K	4 Greg Zuerlein			
H	6 Johnny Hekker			
LS	44 Jake McQuaide			
PR	11 Tavon Austin			
KR	36 Benny Cunningham	11 Tavon Austin	13 Chris Givens	

# RAMS ALPHABETICAL ROSTER

#	Player	Pos	Ht	Wt	DOB	Age	Exp	College	H.S. Hometown	How Acq
31	Alexander, Maurice	S	6-1	220	2/16/1991	23	R	Utah State	St. Louis, Mo.	D4-'14
11	Austin, Tavon	WR	5-8	176	3/15/1991	23	2	West Virginia	Baltimore, Md.	D1A-'13
12	Bailey, Stedman	WR	5-10	194	11/11/1990	23	2	West Virginia	Miami, Fla.	D3B-'13
72	Barksdale, Joe	T	6-5	326	1/1/1988	26	4	LSU	Detroit, Mich.	W(OAK)-'12
61	Barnes, Tim	C	6-4	306	5/14/1988	26	3	Missouri	Longwood, Mo.	FA-'11
26	Barron, Mark	S	6-2	213	10/27/1989	25	3	Alabama	Mobile, Ala.	T(TB)-'14
53	Bates, Daren	LB	5-11	225	11/27/1990	23	2	Auburn	Olive Branch, Miss.	FA-'13
82	Bayer, Alex	TE	6-4	258	11/8/1990	23	R	Bowling Green	Pickering, Ohio	FA-'14
81	Britt, Kenny	WR	6-3	223	9/18/1988	26	6	Rutgers	Bayonne, N.J.	UFA(TEN)-'14
90	Brockers, Michael	DT	6-5	326	12/21/1990	23	3	LSU	Houston, Tex.	D1-'12
92	Carrington, Alex	DT	6-5	301	6/19/1987	27	5	Arkansas State	Tupelo, Miss.	UFA(BUF)-'14
89	Cook, Jared	TE	6-5	254	4/7/1987	27	6	South Carolina	Suwanee, Ga.	UFA(TEN)-'13
36	Cunningham, Benny	RB	5-10	217	7/7/1990	24	2	Middle Tennessee	Nashville, Tenn.	FA-'13
9	Davis, Austin	QB	6-2	221	6/2/1989	25	2	Southern Miss	Collinsville, Miss.	FA-'13
38	Davis, Cody	S	6-1	206	6/6/1989	25	2	Texas Tech	Stephenville, Tex.	FA-'13
99	Donald, Aaron	DT	6-1	285	5/23/1991	23	R	Pittsburgh	Pittsburgh, Pa.	D1B-'14
58	Dunbar, Jo-Lonn	LB	6-0	235	3/13/1985	29	7	Boston College	Syracuse, N.Y.	UFA (NO)-'12
33	Gaines, E.J.	CB	5-10	190	2/23/1992	22	R	Missouri	Independence, Mo.	D6A-'14
13	Givens, Chris	WR	6-0	203	12/6/1989	23	3	Wake Forest	Wylie, Tex.	D4-'12
46	Harkey, Cory	TE	6-4	259	6/17/1990	24	3	UCLA	Chino Hills, Calif.	FA-'12
95	Hayes, William	DE	6-3	278	5/2/1985	29	7	Winston-Salem State	High Point, N.C.	UFA (TEN)-'12
6	Hekker, Johnny	P	6-5	236	2/8/1990	24	3	Oregon State	Bothell, Wash.	FA-'12
54	Herring, Will	LB	6-3	241	8/28/1983	31	8	Auburn	Opelika, Ala.	FA-'14
14	Hill, Shaun	QB	6-3	220	1/9/1980	34	13	Maryland	Parsons, Kan.	UFA(DET)-'14
21	Jenkins, Janoris	CB	5-10	198	10/29/1988	26	3	North Alabama	Pahokee, Fla.	D2B-'12
22	Johnson, Trumaine	CB	6-2	208	1/1/1990	24	3	Montana	Stockton, Calif.	D3-'12
67	Jones, Barrett	C/G	6-4	308	5/25/1990	24	2	Alabama	Germantown, Tenn.	D4-'13
69	Joseph, Davin	G	6-3	313	11/22/1983	30	9	Oklahoma	Hallendale, Fla.	UFA (TB)-'14
20	Joyner, Lamarcus	DB	5-8	184	11/27/1990	23	R	Florida State	Ft. Lauderdale, Fla.	D2-'14
88	Kendricks, Lance	TE	6-3	250	1/30/1988	26	4	Wisconsin	Milwaukee, Wisc.	D2-'11
98	Langford, Kendall	DT	6-6	313	1/27/1986	28	7	Hampton	Petersburg, Va.	UFA (MIA)-'12
55	Laurinaitis, James	LB	6-2	248	12/3/1986	27	6	Ohio State	Plymouth, Minn.	D2-'09
27	Mason, Tre	RB	5-8	207	8/6/1993	21	R	Auburn	Palm Beach, Fla.	D3-'14
25	McDonald, T.J.	S	6-2	217	1/26/1991	23	2	USC	Fresno, Calif.	D3A-'13
51	McFadden, Marshall	LB	6-1	235	8/4/1986	28	1	South Carolina State	Lamar, S.C.	FA-'14
23	McLeod, Rodney	S	5-10	195	6/23/1990	24	3	Virginia	Oxon Hill, Md.	FA-'12
44	McQuaide, Jake	LS	6-2	244	12/7/1987	26	4	Ohio State	Cincinnati, Ohio	FA-'11
52	Ogletree, Alec	LB	6-2	245	9/25/1991	23	2	Georgia	Newnan, Ga.	D1B-'13
73	Person, Mike	T	6-4	299	6/17/1988	26	4	Montana State	Glendive, Mont.	W(SEA)-'13
83	Quick, Brian	WR	6-3	218	6/5/1989	25	3	Appalachian State	Columbia, S.C.	D2A-'12
94	Quinn, Robert	DE	6-4	264	5/18/1990	24	4	North Carolina	Ladson, S.C.	D1-'11
34	Reynolds, Chase	RB	6-0	205	10/22/1987	27	2	Montana	Drummond, Mont.	FA-'11
47	Roberson, Marcus	CB	6-0	191	10/4/1992	22	R	Florida	Ft. Lauderdale, Fla.	FA-'14
79	Robinson, Greg	OL	6-5	332	10/21/1992	22	R	Auburn	Thibodaux, La.	D1A-'14
76	Saffold, Rodger	T	6-5	332	6/6/1988	26	4	Indiana	Bedford, Ohio	D2-'10
97	Sims, Eugene	DE	6-6	269	3/18/1986	28	5	West Texas A&M	Mt. Olive, Miss.	D6B-'10
30	Stacy, Zac	RB	5-9	224	4/9/1991	22	2	Vanderbilt	Centreville, Ala.	D5B-'13
35	Thomas, Jemea	CB	5-10	195	4/7/1990	24	R	Georgia Tech	Fitzgerald, Ga.	FA-'14
59	Toomer, Korey	LB	6-2	234	12/9/1988	25	3	Idaho	Las Vegas, Nev.	FA-'14
42	Watts, Trey	RB	5-9	208	2/13/1991	23	R	Tulsa	Fairfax, Va.	FA-'14
63	Wells, Scott	C	6-2	302	1/7/1981	33	11	Tennessee	Brentwood, Tenn.	UFA (GB)-'12
93	Westbrooks, Ethan	DL	6-4	267	11/15/1990	23	R	West Texas A&M	Oakland, Calif.	FA-'14
4	Zuerlein, Greg	K	6-0	196	12/27/1987	25	3	Missouri Western	Lincoln, Nebr.	D6-'12
<b>Practice Squad (6)</b>										
15	Boone, Kadron	WR	6-0	204	9/13/1991	23	R	LSU	Ocala, Fla.	FA-'14
26	Bryant, Christian	S	5-9	198	3/21/1992	22	R	Ohio State	Cleveland, Ohio	D7B-'14
71	Conrath, Matt	DT	6-7	306	8/11/1989	25	3	Virginia	Oak Lawn, Ill.	FA-'12
87	Smelley, Brad	TE	6-2	235	4/20/1989	25	1	Alabama	Tuscaloosa, Ala.	FA-'14
70	Washington, Brandon	G	6-2	318	8/13/1988	26	2	Miami (Fla.)	Miami, Fla.	FA-'12
19	Wylie, Devon	WR	5-9	187	9/2/1988	26	3	Fresno State	Sacramento, Calif.	FA-'14
<b>Injured/Reserve (7)</b>										
8	Bradford, Sam	QB	6-4	224	11/8/1987	26	5	Oklahoma	Oklahoma City, Okla.	D1-'10
86	Brodine, Mason	TE	6-7	284	2/18/1988	26	1	Nebraska-Kearney	Elm Creek, Neb.	FA-'12
91	Long, Chris	DE	6-3	268	3/28/1985	29	7	Virginia	Charlottesville, Va.	D1-'08
77	Long, Jake	T	6-7	322	5/9/1985	29	7	Michigan	Lapeer, Mich.	UFA (MIA)-'13
32	McGee, Brandon	CB	5-11	193	12/11/1990	23	2	Miami (Fla.)	Plantation, Fla.	D5A-'13
24	Pead, Isaiah	RB	5-10	204	12/14/1989	24	3	Cincinnati	Columbus, Ohio	D2C-'12
65	Rhaney, Demetrius	OL	6-2	301	6/22/1992	22	R	Tennessee State	Ft. Lauderdale, Fla.	D7D-'14

# RAMS NUMERICAL ROSTER

#	Player	Pos	Ht	Wt	Birth		NFL		College	H.S. Hometown	How Acq
					Date	Age	Exp				
4	Greg Zuerlein	K	6-0	196	12/27/1987	25	3	Missouri Western	Lincoln, Nebr.	D6-'12	
6	Johnny Hekker	P	6-5	236	2/8/1990	24	3	Oregon State	Bothell, Wash.	FA-'12	
9	Austin Davis	QB	6-2	221	6/2/1989	25	2	Southern Miss	Collinsville, Miss.	FA-'13	
11	Tavon Austin	WR	5-8	176	3/15/1991	23	2	West Virginia	Baltimore, Md.	D1A-'13	
12	Stedman Bailey	WR	5-10	193	11/11/1990	23	2	West Virginia	Miami, Fla.	D3B-'13	
13	Chris Givens	WR	6-0	203	12/6/1989	24	3	Wake Forest	Wylie, Tex.	D4-'12	
14	Shaun Hill	QB	6-3	220	1/9/1980	34	13	Maryland	Parsons, Kan.	UFA(DET)-'14	
20	Lamarcus Joyner	DB	5-8	184	11/27/1990	23	R	Florida St.	Ft. Lauderdale, Fla.	D2-'14	
21	Janoris Jenkins	CB	5-10	198	10/29/1988	26	3	North Alabama	Pahokee, Fla.	D2B-'12	
22	Trumaine Johnson	CB	6-2	208	1/1/1990	24	3	Montana	Stockton, Calif.	D3-'12	
23	Rodney McLeod	S	5-10	195	6/23/1990	24	3	Virginia	Oxon Hill, Md.	FA-'12	
25	T.J. McDonald	S	6-2	217	1/26/1991	23	2	USC	Fresno, Calif.	D3A-'13	
26	Mark Barron	S	6-2	213	10/27/1989	25	3	Alabama	Mobile, Ala.	T(TB)-'14	
27	Tre Mason	RB	5-8	207	8/6/1993	21	R	Auburn	Palm Beach, Fla.	D3-'14	
30	Zac Stacy	RB	5-9	224	4/9/1991	23	2	Vanderbilt	Centreville, Ala.	D5B-'13	
31	Maurice Alexander	S	6-1	220	2/16/1991	23	R	Utah State	St. Louis, Mo.	D4-'14	
33	E.J. Gaines	CB	5-10	190	2/23/1992	22	R	Missouri	Independence, Mo.	D6a-'14	
34	Chase Reynolds	RB	6-0	205	10/22/1987	27	2	Montana	Drummond, Mont.	FA-'11	
35	Jemea Thomas	CB	5-10	195	4/7/1990	24	R	Georgia Tech	Fitzgerald, Ga.	FA-'14	
36	Benny Cunningham	RB	5-10	217	7/7/1990	24	2	Middle Tennessee	Nashville, Tenn.	FA-'13	
38	Cody Davis	S	6-1	206	6/6/1989	25	2	Texas Tech	Stephenville, Tex.	FA-'13	
42	Trey Watts	RB	5-9	208	2/13/1991	23	R	Tulsa	Fairfax, Va.	FA-'14	
44	Jake McQuaide	LS	6-2	244	12/7/1987	26	4	Ohio State	Cincinnati, Ohio	FA-'11	
46	Cory Harkey	TE	6-4	259	6/17/1990	24	3	UCLA	Chino Hills, Calif.	FA-'12	
47	Marcus Roberson	CB	6-0	191	10/4/1992	22	R	Florida	Ft. Lauderdale, Fla.	FA-'14	
51	Marshall McFadden	LB	6-1	235	8/4/1986	28	1	South Carolina State	Lamar, S.C.	FA-'14	
52	Alec Ogletree	LB	6-2	245	9/25/1991	23	2	Georgia	Newnan, Ga.	D1B-'13	
53	Daren Bates	LB	5-11	225	11/27/1990	23	2	Auburn	Olive Branch, Miss.	FA-'13	
54	Will Herring	LB	6-3	241	8/28/1983	31	8	Auburn	Opelika, Ala.	FA-'14	
55	James Laurinaitis	LB	6-2	248	12/3/1986	27	6	Ohio State	Plymouth, Minn.	D2-'09	
58	Jo-Lonn Dunbar	LB	6-0	235	3/13/1985	29	7	Boston College	Syracuse, N.Y.	UFA (NO)-'12	
59	Korey Toomer	LB	6-2	234	12/9/1988	25	3	Idaho	Las Vegas, Nev.	FA-'14	
61	Tim Barnes	C	6-4	306	5/14/1988	26	3	Missouri	Longwood, Mo.	FA-'11	
63	Scott Wells	C	6-2	302	1/7/1981	33	11	Tennessee	Brentwood, Tenn.	UFA (GB)-'12	
67	Barrett Jones	G/C	6-4	308	5/25/1990	24	2	Alabama	Germantown, Tenn.	D4-'13	
69	Davin Joseph	G	6-3	313	11/22/1983	30	9	Oklahoma	Hallendale, Fla.	UFA (TB)-'14	
72	Joe Barksdale	T	6-5	326	1/1/1988	26	4	LSU	Detroit, Mich.	W (OAK)-'12	
73	Mike Person	T	6-4	299	6/17/1988	26	4	Montana St.	Glendive, Mont.	W (SEA)-'13	
76	Rodger Saffold	T	6-5	332	6/6/1988	26	4	Indiana	Bedford, Ohio	D2-'10	
79	Greg Robinson	OL	6-5	332	10/21/1992	22	R	Auburn	Thibodaux, La.	D1a-'14	
81	Kenny Britt	WR	6-3	223	9/19/1988	26	6	Rutgers	Bayonne, N.J.	UFA(TEN)-'14	
82	Alex Bayer	TE	6-4	258	11/8/1990	23	R	Bowling Green	Pickering, Ohio	FA-'14	
83	Brian Quick	WR	6-3	218	6/5/1989	25	3	Appalachian St.	Columbia, S.C.	D2A-'12	
88	Lance Kendricks	TE	6-3	250	1/30/1988	26	4	Wisconsin	Milwaukee, Wisc.	D2-'11	
89	Jared Cook	TE	6-5	254	4/7/1987	27	6	South Carolina	Suwanee, Ga.	UFA (TEN)-'13	
90	Michael Brockers	DT	6-5	326	12/21/1990	23	3	LSU	Houston, Tex.	D1-'12	
92	Alex Carrington	DT	6-5	301	6/19/1987	27	5	Arkansas State	Tupelo, Miss.	UFA(BUF)-'14	
93	Ethan Westbrooks	DL	6-4	267	11/15/1990	23	R	West Texas A&M	Oakland, Calif.	FA-'14	
94	Robert Quinn	DE	6-4	264	5/18/1990	24	4	North Carolina	Ladson, S.C.	D1-'11	
95	William Hayes	DE	6-3	278	5/2/1985	29	7	Winston-Salem St.	High Point, N.C.	UFA (TEN)-'12	
97	Eugene Sims	DE	6-6	269	3/18/1986	28	5	West Texas A&M	Mt. Olive, Miss.	D6B-'10	
98	Kendall Langford	DT	6-6	313	1/27/1986	28	7	Hampton	Petersburg, Va.	UFA (MIA)-'12	
99	Aaron Donald	DT	6-1	285	5/23/1991	23	R	Pittsburgh	Pittsburgh, Pa.	D1b-'14	

## Practice Squad (6)

15	Kadron Boone	WR	6-0	204	9/13/1991	23	R	LSU	Ocala, Fla.	FA-'14
19	Devon Wylie	WR	5-9	187	9/2/1988	26	3	Fresno State	Sacramento, Calif.	FA-'14
26	Christian Bryant	S	5-9	198	3/21/1992	22	R	Ohio State	Cleveland, Ohio	D7B-'14
70	Brandon Washington	G	6-2	318	8/13/1988	26	2	Miami (Fla.)	Miami, Fla.	FA-'12
71	Matt Conrath	DT	6-7	306	8/11/1989	25	3	Virginia	Oak Lawn, Ill.	FA-'12
87	Brad Smelley	TE	6-2	235	4/20/1989	25	1	Alabama	Tuscaloosa, Ala.	FA-'14

## Injured/Reserve (7)

8	Sam Bradford	QB	6-4	224	11/8/1987	26	5	Oklahoma	Oklahoma City, Okla.	D1-'10
24	Isaiah Pead	RB	5-10	204	12/14/1989	24	3	Cincinnati	Columbus, Ohio	D2C-'12
32	Brandon McGee	CB	5-11	193	12/11/1990	23	2	Miami (Fla.)	Plantation, Fla.	D5A-'13
65	Demetrius Rhaney	OL	6-2	301	6/22/1992	22	R	Tennessee State	Ft. Lauderdale, Fla.	D7D-'14
86	Mason Brodine	TE	6-7	284	2/18/1988	26	1	Nebraska-Kearney	Elm Creek, Neb.	FA-'12
77	Jake Long	T	6-7	322	5/9/1985	29	7	Michigan	Lapeer, Mich.	UFA (MIA)-'13
91	Chris Long	DE	6-3	268	3/28/1985	29	7	Virginia	Charlottesville, Va.	D1-'08



# ST. LOUIS RAMS ROSTER BY EXPERIENCE

		10/28/2014						NFL				
	#	Player	Pos	Ht	Wt	Birth Date	Age	Exp	College	H.S. Hometown	How Acq	
13th year (1)	14	Hill, Shaun	QB	6-3	220	1/9/1980	34	13	Maryland	Parsons, Kan.	UFA(DET)-'14	
11th year (1)	63	Wells, Scott	C	6-2	300	1/7/1981	33	11	Tennessee	Brentwood, Tenn.	UFA (GB)-'12	
9th year (1)	69	Joseph, Davin	G	6-3	313	11/22/1983	30	9	Oklahoma	Hallendale, Fla.	UFA (TB)-'14	
8th year (1)	54	Herring, Will	LB	6-3	241	8/28/1983	31	8	Auburn	Opelika, Ala.	FA-'14	
7th year (5)	58	Dunbar, Jo-Lonn	LB	6-0	235	3/13/1985	29	7	Boston College	Syracuse, N.Y.	UFA (NO)-'12	
	95	Hayes, William	DE	6-3	272	5/2/1985	29	7	Winston-Salem State	High Point, N.C.	UFA (TEN)-'12	
	98	Langford, Kendall	DT	6-6	295	1/27/1986	28	7	Hampton	Petersburg, Va.	UFA (MIA)-'12	
	91	Long, Chris	DE	6-3	276	3/28/85	29	7	Virginia	Charlottesville, Va.	D1-'08	
	77	Long, Jake*	T	6-7	319	5/9/1985	29	7	Michigan	Lapeer, Mich.	UFA (MIA)-'13	
6th year (3)	81	Britt, Kenny	WR	6-3	223	9/18/1988	25	6	Rutgers	Bayonne, N.J.	UFA(TEN)-'14	
	89	Cook, Jared	TE	6-5	248	4/7/1987	27	6	South Carolina	Suwanee, Ga.	UFA(TEN)-'13	
	55	Laurinaitis, James	LB	6-2	247	12/3/86	27	6	Ohio State	Plymouth, Minn.	D2-'09	
5th year (4)	8	Bradford, Sam*	QB	6-4	228	11/8/87	26	5	Oklahoma	Oklahoma City, Okla.	D1-'10	
	92	Carrington, Alex	DT	6-5	301	6/19/1987	26	5	Arkansas State	Tupelo, Miss.	UFA(BUF)-'14	
	76	Saffold, Rodger	T	6-5	332	6/6/1988	26	5	Indiana	Bedford, Ohio	D2-'10	
	97	Sims, Eugene	DE	6-6	250	3/18/86	28	5	West Texas A&M	Mt. Olive, Miss.	D6B-'10	
	72	Barksdale, Joe	T	6-5	329	1/1/1988	26	4	LSU	Detroit, Mich.	W(OAK)-'12	
4th year (5)	88	Kendricks, Lance	TE	6-3	247	1/30/88	26	4	Wisconsin	Milwaukee, Wisc.	D2-'11	
	44	McQuaide, Jake	LS	6-2	247	12/7/87	26	4	Ohio State	Cincinnati, Ohio	FA-'11	
	73	Person, Mike	T	6-4	299	6/17/1988	25	4	Montana St.	Glendive, Mont.	W(SEA)-'13	
	94	Quinn, Robert	DE	6-4	264	5/18/90	24	4	North Carolina	Ladson, S.C.	D1-'11	
	61	Barnes, Tim	C	6-4	300	5/14/1988	26	3	Missouri	Longwood, Mo.	FA-'11	
3rd year (13)	26	Barron, Mark	S	6-2	213	10/27/1989	25	3	Alabama	Mobile, Ala.	T(TB)-'14	
	90	Brockers, Michael	DT	6-5	322	12/21/1990	23	3	LSU	Houston, Tex.	D1-'12	
	9	Davis, Austin	QB	6-2	221	6/2/1989	24	3	Southern Miss	Collinsville, Miss.	FA-'13	
	13	Givens, Chris	WR	6-0	198	12/6/1989	24	3	Wake Forest	Wylie, Tex.	D4-'12	
	46	Harkey, Cory	TE	6-4	260	6/17/1990	23	3	UCLA	Chino Hills, Calif.	FA-'12	
	6	Hekker, Johnny	P	6-5	227	2/8/1990	24	3	Oregon State	Bothell, Wash.	FA-'12	
	21	Jenkins, Janoris	CB	5-10	193	10/29/1988	26	3	North Alabama	Pahokee, Fla.	D2B-'12	
	22	Johnson, Trumaine	CB	6-2	204	1/1/1990	24	3	Montana	Stockton, Calif.	D3-'12	
	23	McLeod, Rodney	S	5-10	183	6/23/1990	24	3	Virginia	Oxon Hill, Md.	FA-'12	
	24	Pead, Isaiah*	RB	5-10	204	12/14/1989	24	3	Cincinnati	Columbus, Ohio	D2C-'12	
	83	Quick, Brian	WR	6-3	220	6/5/1989	24	3	Appalachian St.	Columbia, S.C.	D2A-'12	
	4	Zuerlein, Greg	K	6-0	187	12/27/1987	26	3	Missouri Western	Lincoln, Nebr.	D6-'12	
	2nd year (11)	11	Austin, Tavon	WR	5-8	174	3/15/1991	23	2	West Virginia	Baltimore, Md.	D1A-'13
12		Bailey, Stedman	WR	5-10	193	11/11/1990	23	2	West Virginia	Miami, Fla.	D3B-'13	
53		Bates, Daren	LB	5-11	225	11/27/1990	23	2	Auburn	Olive Branch, Miss.	FA-'13	
36		Cunningham, Benny	RB	5-10	217	7/7/1990	23	2	Middle Tennessee	Nashville, Tenn.	FA-'13	
38		Davis, Cody	S	6-1	206	6/6/1989	24	2	Texas Tech	Stephenville, Tex.	FA-'13	
67		Jones, Barrett	C/G	6-4	306	5/25/1990	24	2	Alabama	Germantown, Tenn.	D4-'13	
25		McDonald, T.J.	S	6-2	219	1/26/1991	23	2	USC	Fresno, Calif.	D3A-'13	
32		McGee, Brandon*	CB	5-11	193	12/11/1990	23	2	Miami (Fla.)	Plantation, Fla.	D5A-'13	
52		Ogletree, Alec	LB	6-2	242	9/25/1991	22	2	Georgia	Newnan, Ga.	D1B-'13	
34		Reynolds, Chase	RB	6-0	200	10/22/1987	26	2	Montana	Drummond, Mont.	FA-'11	
30		Stacy, Zac	RB	5-9	225	4/9/1991	23	2	Vanderbilt	Centreville, Ala.	D5B-'13	
1st Year (2)	86	Brodine, Mason*	TE	6-7	284	2/18/1988	26	1	Nebraska-Kearney	Elm Creek, Neb.	FA-'12	
	51	McFadden, Marshall	LB	6-1	235	8/4/1986	28	1	South Carolina State	Lamar, S.C.	FA-'14	
Rookie (12)	31	Alexander, Maurice	S	6-1	220	2/16/1991	23	R	Utah State	St. Louis, Mo.	D4-'14	
	82	Bayer, Alex	TE	6-4	258	11/8/1990	23	R	Bowling Green	Pickering, Ohio	FA-'14	
	99	Donald, Aaron	DT	6-1	285	5/23/1991	23	R	Pittsburgh	Pittsburgh, Pa.	D1b-'14	
	33	Gaines, E.J.	CB	5-10	190	2/23/1992	22	R	Missouri	Independence, Mo.	D6a-'14	
	20	Joyner, Lamarcus	DB	5-8	184	11/27/1990	23	R	Florida St.	Ft. Lauderdale, Fla.	D2-'14	
	27	Mason, Tre	RB	5-8	207	8/6/1993	21	R	Auburn	Palm Beach, Fla.	D3-'14	
	65	Rhaney, Demetrius*	OL	6-2	301	6/22/1992	21	R	Tennessee State	Ft. Lauderdale, Fla.	D7D-'14	
	47	Roberson, Marcus	CB	6-0	191	10/4/1992	22	R	Florida	Ft. Lauderdale, Fla.	FA-'14	
	79	Robinson, Greg	OL	6-5	332	10/21/1992	21	R	Auburn	Thibodaux, La.	D1a-'14	
	35	Thomas, Jemea	CB	5-10	195	4/7/1990	24	R	Georgia Tech	Fitzgerald, Ga.	FA-'14	
	42	Watts, Trey	RB	5-9	208	2/13/1991	23	R	Tulsa	Fairfax, Va.	FA-'14	
	93	Westbrooks, Ethan	DL	6-4	267	11/15/1990	23	R	West Texas A&M	Oakland, Calif.	FA-'14	

\*Reserve-Injured



# ST. LOUIS RAMS POSITIONAL ROSTER

10/28/2014

#	Player	Pos	Ht	Wt	Birth Date	Age	NFL Exp	College	H.S. Hometown	How Acq
<b>QUARTERBACKS (2)</b>										
9	Austin Davis	QB	6-2	221	6/2/1989	24	3	Southern Miss	Collinsville, Miss.	FA-'13
14	Shaun Hill	QB	6-3	220	1/9/1980	34	13	Maryland	Parsons, Kan.	UFA(DET)-'14
<b>RUNNING BACKS (5)</b>										
27	Tre Mason	RB	5-8	207	8/6/1993	21	R	Auburn	Palm Beach, Fla.	D3-'14
30	Zac Stacy	RB	5-8	224	4/9/1991	23	2	Vanderbilt	Centreville, Ala.	D5B-'13
34	Chase Reynolds	RB	6-0	205	10/22/1987	26	2	Montana	Drummond, Mt.	FA-'11
36	Benny Cunningham	RB	5-10	217	7/7/1990	23	2	Middle Tennessee	Nashville, Tenn.	FA-'13
42	Trey Watts	RB	5-9	208	2/13/1991	23	R	Tulsa	Fairfax, Va.	FA-'14
<b>WIDE RECEIVERS (5)</b>										
11	Tavon Austin	WR	5-8	176	3/15/91	23	2	West Virginia	Baltimore, Md.	D1A-'13
12	Stedman Bailey	WR	5-10	193	11/11/1990	23	2	West Virginia	Miami, Fla.	D3B-'13
13	Chris Givens	WR	6-0	203	12/6/89	24	3	Wake Forest	Wylie, Tex.	D4-'12
81	Kenny Britt	WR	6-3	223	9/19/1988	25	6	Rutgers	Bayonne, N.J.	UFA(TEN)-'14
83	Brian Quick	WR	6-3	218	6/5/1989	24	3	Appalachian St.	Columbia, S.C.	D2A-'12
<b>TIGHT ENDS (4)</b>										
46	Cory Harkey	TE	6-4	259	6/17/90	23	3	UCLA	Chino Hills, Calif.	FA-'12
82	Alex Bayer	TE	6-4	258	11/8/1990	23	R	Bowling Green	Pickering, Ohio	FA-'14
88	Lance Kendricks	TE	6-3	250	1/30/88	26	4	Wisconsin	Milwaukee, Wisc.	D2-'11
89	Jared Cook	TE	6-5	254	4/7/1987	27	6	South Carolina	Suwanee, Ga.	UFA(TEN)-'13
<b>OFFENSIVE LINE (9)</b>										
61	Tim Barnes	C	6-4	306	5/14/1988	26	3	Missouri	Longwood, Mo.	FA-'11
63	Scott Wells	C	6-2	302	1/7/81	33	11	Tennessee	Brentwood, Tenn.	UFA (GB)-'12
67	Barrett Jones	C/G	6-4	308	5/25/1990	24	2	Alabama	Germantown, Tenn.	D4-'13
69	Davin Joseph	G	6-3	313	11/22/1983	30	9	Oklahoma	Hallendale, Fla.	UFA (TB)-'14
72	Joe Barksdale	T	6-5	326	1/1/1988	26	4	LSU	Detroit, Mich.	W(OAK)-'12
73	Mike Person	T	6-4	299	6/17/1988	25	4	Montana St.	Glendive, Mont.	W(SEA)-'13
76	Rodger Saffold	T	6-5	332	6/6/1988	26	5	Indiana	Bedford, Ohio	D2-'10
77	Jake Long	T	6-7	322	5/9/1985	29	7	Michigan	Lapeer, Mich.	UFA (MIA)-'13
79	Greg Robinson	OL	6-5	332	10/21/1992	21	R	Auburn	Thibodaux, La.	D1a-'14
<b>DEFENSIVE LINE (8)</b>										
90	Michael Brockers	DT	6-5	326	12/21/90	23	3	LSU	Houston, Tex.	D1-'11
92	Alex Carrington	DT	6-5	301	6/19/1987	26	5	Arkansas State	Tupelo, Miss.	UFA(BUF)-'14
93	Ethan Westbrooks	DT	6-4	267	11/15/1990	23	R	West Texas A&M	Oakland, Calif.	FA-'14
94	Robert Quinn	DE	6-4	264	5/18/90	24	4	North Carolina	Ladson, S.C.	D1-'11
95	William Hayes	DE	6-3	278	5/2/85	28	7	Winston-Salem St.	High Point, N.C.	UFA (TEN)-'12
97	Eugene Sims	DE	6-6	269	3/18/86	28	5	West Texas A&M	Mt. Olive, Miss.	D6B-'10
98	Kendall Langford	DT	6-6	313	1/27/86	28	7	Hampton	Petersburg, Va.	UFA (MIA)-'12
99	Aaron Donald	DT	6-1	285	5/23/1991	23	R	Pittsburgh	Pittsburgh, Pa.	D1b-'14
<b>LINEBACKERS (6)</b>										
51	Marshall McFadden	LB	6-1	235	8/4/1986	28	1	South Carolina State	Lamar, S.C.	FA-'14
52	Alec Ogletree	LB	6-2	245	9/25/91	22	2	Georgia	Newnan, Ga.	D1B-'13
53	Daren Bates	LB	5-11	225	11/27/1990	23	2	Auburn	Olive Branch, Miss.	FA-'13
54	Will Herring	LB	6-3	241	8/28/1983	31	8	Auburn	Opelika, Ala.	FA-'14
55	James Laurinaitis	LB	6-2	248	12/3/86	27	6	Ohio State	Plymouth, Minn.	D2-'09
58	Jo-Lonn Dunbar	LB	6-0	235	3/13/1985	29	7	Boston College	Syracuse, N.Y.	UFA (NO)-'12
<b>SECONDARY (11)</b>										
20	Lamarcus Joyner	DB	5-8	184	11/27/1990	23	R	Florida St.	Ft. Lauderdale, Fla.	D2-'14
21	Janoris Jenkins	CB	5-10	198	10/29/88	26	3	North Alabama	Pahokee, Fla.	D2B-'12
22	Trumaine Johnson	CB	6-2	208	1/1/90	24	3	Montana	Stockton, Calif.	D3-'12
23	Rodney McLeod	S	5-10	195	6/23/90	24	3	Virginia	Oxon Hill, Md.	FA-'12
25	T.J. McDonald	S	6-2	217	1/26/91	23	2	USC	Fresno, Calif.	D3A-'13
26	Mark Barron	S	6-2	213	10/27/1989	25	3	Alabama	Mobile, Ala.	T(TB)-'14
31	Maurice Alexander	S	6-1	220	2/16/1991	23	R	Utah State	St. Louis, Mo.	D4-'14
33	E.J. Gaines	CB	5-10	190	2/23/1992	22	R	Missouri	Independence, Mo.	D6a-'14
35	Jemea Thomas	CB	5-10	195	4/7/1990	24	R	Georgia Tech	Fitzgerald, Ga.	FA-'14
38	Cody Davis	S	6-1	206	6/6/1989	23	2	Texas Tech	Stephenville, Tex.	FA-'13
47	Marcus Roberson	CB	6-0	191	10/4/1992	22	R	Florida	Ft. Lauderdale, Fla.	FA-'14
<b>SPECIALISTS (3)</b>										
4	Greg Zuerlein	K	6-0	196	12/27/87	26	3	Missouri Western	Lincoln, Neb.	D6-'12
6	Johnny Hekker	P	6-5	236	2/8/1990	24	3	Oregon State	Bothell, Wash.	FA-'12
44	Jake McQuaide	LS	6-2	244	12/7/87	26	4	Ohio State	Cincinnati, Ohio	FA-'11

## 2014 ST. LOUIS RAMS TRANSACTIONS

Date	Name	Move	Date	Name	Move
Dec. 30	T Sean Hooley	Signed to Future Contract	Aug. 29	WR Austin Franklin	Waived
Dec. 30	CB Darren Woodard	Signed to Future Contract	Aug. 29	QB Garrett Gilbert	Waived
Dec. 30	WR Emory Blake	Signed to Future Contract	Aug. 29	DT Deantre Harlan	Waived
Dec. 30	DL Mason Brodine	Signed to Future Contract	Aug. 29	LB Aaron Hill	Waived
Dec. 30	TE Justice Cunningham	Signed to Future Contract	Aug. 29	T Sean Hooley	Waived
Jan. 7	LB Caleb McSurdy	Signed to Future Contract	Aug. 29	DB Greg Reid	Waived
Mar. 7	G Harvey Dahl	Released (Failed Physical)	Aug. 29	LB Etienne Sabino	Waived
Mar. 13	OL Rodger Saffold	Re-signed	Aug. 29	TE Brad Smelley	Waived
Mar. 13	LB Jo-Lonn Dunbar	Re-signed	Aug. 29	LB Phillip Steward	Waived
Mar. 24	CB Greg Reid	Signed	Aug. 29	T Mitchell Van Dyk	Waived
Mar. 24	LB Etienne Sabino	Signed	Aug. 29	WR Justin Veltung	Waived
Mar. 26	DT Alex Carrington	Signed	Aug. 29	LB Lawrence Wilson	Waived
Mar. 31	QB Shaun Hill	Signed	Aug. 29	CB Darren Woodard	Waived
April 5	WR Kenny Britt	Signed	Aug. 30	OL Brandon Washington	Waived
April 8	P Bobby Cowan	Signed	Aug. 30	DT Matt Conrath	Waived
May 5	WR T.J. Moe	Signed	Aug. 30	S Christian Bryant	Waived
May 8	OL Greg Robinson	Selected in the first round (2nd overall)	Aug. 30	DE Michael Sam	Waived
May 8	DT Aaron Donald	Selected in the first round (13th overall)	Aug. 31	WR Emory Blake	Signed to Practice Squad
May 9	CB Lamarus Joynes	Selected in the second round (41st overall)	Aug. 31	S Christian Bryant	Signed to Practice Squad
May 9	RB Tre Mason	Selected in the third round (75th overall)	Aug. 31	DT Matt Conrath	Signed to Practice Squad
May 10	S Maurice Alexander	Selected in the fourth round (110th overall)	Aug. 31	S Matt Daniels	Signed to Practice Squad
May 10	CB E.J. Gaines	Selected in the sixth round (188th overall)	Aug. 31	QB Garrett Gilbert	Signed to Practice Squad
May 10	QB Garrett Gilbert	Selected in the sixth round (214th overall)	Aug. 31	T Sean Hooley	Signed to Practice Squad
May 10	T Mitchell Van Dyk	Selected in the seventh round (226th overall)	Aug. 31	WR Justin Veltung	Signed to Practice Squad
May 10	S Christian Bryant	Selected in the seventh round (241st overall)	Aug. 31	OL Brandon Washington	Signed to Practice Squad
May 10	DE Michael Sam	Selected in the seventh round (249 overall)	Sept. 1	TE Justice Cunningham	Placed on Reserve-Injured
May 10	C Demetrius Rhaney	Selected in the seventh round (250 overall)	Sept. 1	QB Case Keenum	Claimed off waivers from HOU
May 12	TE Alex Bayer	Signed as an undrafted rookie free agent	Sept. 1	LB Kevin Riddick	Signed to Practice Squad
May 12	CB Jarrid Bryant	Signed as an undrafted rookie free agent	Sept. 1	LB Denicos Allen	Signed to Practice Squad
May 12	S Avery Cunningham	Signed as an undrafted rookie free agent	Sept. 3	S Matt Daniels	Released from Practice Squad
May 12	WR Austin Franklin	Signed as an undrafted rookie free agent	Sept. 3	TE Brad Smelley	Signed to Practice Squad
May 12	DT Deantre Harlan	Signed as an undrafted rookie free agent	Sept. 5	T Sean Hooley	Released from Practice Squad
May 12	LB Aaron Hill	Signed as an undrafted rookie free agent	Sept. 5	T Mike Remmers	Signed to Practice Squad
May 12	FB Kadeem Jones	Signed as an undrafted rookie free agent	Sept. 11	DE Chris Long	Placed on Reserve-Injured, Des. To Return
May 12	T Emmanuel McCray	Signed as an undrafted rookie free agent	Sept. 11	DT Matt Conrath	Signed from Practice Squad to Active Roster
May 12	LB Johnny Millard	Signed as an undrafted rookie free agent	Sept. 11	DE Kourtnei Brown	Signed to Practice Squad
May 12	CB Marcus Roberson	Signed as an undrafted rookie free agent	Sept. 15	DT Matt Conrath	Waived
May 12	T Abasi Salimu	Signed as an undrafted rookie free agent	Sept. 16	LB Kevin Riddick	Released from Practice Squad
May 12	WR Jamaine Sherman	Signed as an undrafted rookie free agent	Sept. 17	DT Matt Conrath	Signed to Practice Squad
May 12	RB Trey Watts	Signed as an undrafted rookie free agent	Sept. 17	WR Stedman Bailey	Activated from Reserve-Suspended
May 12	DT Ethan Westbrooks	Signed as an undrafted rookie free agent	Sept. 19	CB Jemea Thomas	Signed to Practice Squad
May 12	LB Tavarius Wilson	Signed as an undrafted rookie free agent	Sept. 25	TE Brad Smelley	Released from Practice Squad
May 13	LS Jorgen Hus	Claimed off waivers from SEA	Sept. 25	WR Justin Veltung	Signed to Practice Squad
May 15	DT Jermelle Cudjo	Released	Sept. 30	DE Kourtnei Brown	Released from Practice Squad
May 15	RB Daryl Richardson	Waived	Sept. 30	TE Brad Smelley	Signed to Practice Squad
May 15	OL Graham Pocic	Waived	Oct. 6	LB Ray Ray Armstrong	Waived
May 15	T Emmanuel McCray	Waived	Oct. 7	LB Will Herring	Signed
May 21	OL Travis Bond	Claimed off waivers from CAR	Oct. 7	LB Marshall McFadden	Signed to Practice Squad
May 22	WR Jordan Harris	Signed	Oct. 7	WR Justin Veltung	Released from Practice Squad
May 27	WR Diontae Spencer	Signed	Oct. 20	WR Austin Pettis	Waived
May 28	G Davin Joseph	Signed	Oct. 20	WR Emory Blake	Released from Practice Squad
July 22	LB Caleb McSurdy	Waived	Oct. 21	LB Marshall McFadden	Signed from Practice Squad to Active Roster
July 22	T Abasi Salimu	Waived	Oct. 21	LB Denicos Allen	Released from Practice Squad
July 22	WR Diontae Spencer	Waived	Oct. 21	WR Kadron Boone	Signed to Practice Squad
July 22	LB Tavarius Wilson	Waived	Oct. 21	LB Korey Toomer	Signed to Practice Squad
July 22	LB Lawrence Wilson	Signed	Oct. 21	WR Devon Wylie	Signed to Practice Squad
July 22	T R.J. Dill	Signed	Oct. 25	CB Brandon McGee	Placed on Reserve-Injured
July 22	LB Pat Schiller	Signed	Oct. 25	CB Jemea Thomas	Signed from Practice Squad to Active Roster
July 22	T D.J. Morrell	Signed	Oct. 28	QB Case Keenum	Waived
July 25	DE Kourtnei Brown	Signed	Oct. 28	QB Garrett Gilbert	Released from Practice Squad
July 25	WR Jamaine Sherman	Waived - Injured	Oct. 28	S Mark Barron	Acquired in a trade from Tampa Bay
Aug. 11	TE Mason Brodine	Waived - Injured	Oct. 28	LB Korey Toomer	Signed from Practice Squad to Active Roster
Aug. 11	TE Brad Smelley	Signed			
Aug. 21	RB Isaiah Pead	Waived - Injured			
Aug. 25	CB Jarrid Bryant	Waived			
Aug. 25	P Bobby Cowan	Waived			
Aug. 25	T R.J. Dill	Waived			
Aug. 25	WR Jordan Harris	Waived			
Aug. 25	LS Jorgen Hus	Waived			
Aug. 25	FB Kadeem Jones	Waived			
Aug. 25	LB Johnny Millard	Waived			
Aug. 25	WR T.J. Moe	Waived			
Aug. 25	T D.J. Morrell	Waived			
Aug. 25	LB Pat Schiller	Waived - Injured			
Aug. 26	QB Sam Bradford	Placed on Reserve - Injured			
Aug. 26	OL Demetrius Rhaney	Placed on Reserve - Injured			
Aug. 26	DE Sammy Brown	Waived			
Aug. 26	S Matt Daniels	Waived			
Aug. 29	WR Emory Blake	Waived			
Aug. 29	OL Travis Bond	Waived			
Aug. 29	DE Kourtnei Brown	Waived			
Aug. 29	S Avery Cunningham	Waived			



# 2014 ST. LOUIS RAMS PARTICIPATION CHART

#	Player	2014				1	2	3	4	5	6	7	8	9	10	11	12	13	14	15	16
		GP	GS	D	IA	9/7	9/14	9/21	10/5	10/13	10/19	10/26	11/2	11/9	11/16	11/23	11/30	12/7	12/11	12/21	12/28
31	Alexander, Maurice	2	0	0	5	IA	X	IA	IA	X	IA	IA	IA	IA	IA	IA	IA	IA	IA	IA	IA
57	Allen, Denicos	0	0	0	0	PS	PS	PS	PS	PS	PS	PS	PS	PS	PS	PS	PS	PS	PS	PS	PS
50	Armstrong, Ray Ray	4	0	0	0	X	X	X	X	O	O	O	O	O	O	O	O	O	O	O	O
11	Austin, Tavon	6	1	0	1	X	X	IA	X	WR	X	X	X	X	X	X	X	X	X	X	X
12	Bailey, Stedman	5	0	0	0	SUS	SUS	X	X	X	X	X	X	X	X	X	X	X	X	X	X
72	Barksdale, Joe	7	7	0	0	RT	RT	RT	RT	RT	RT	RT	RT	RT	RT	RT	RT	RT	RT	RT	RT
61	Barnes, Tim	5	0	0	2	X	X	X	X	X	IA	IA	IA	IA	IA	IA	IA	IA	IA	IA	IA
53	Bates, Daren	7	0	0	0	X	X	X	X	X	X	X	X	X	X	X	X	X	X	X	X
82	Bayer, Alex	4	0	0	3	IA	IA	X	X	X	X	X	X	X	X	X	X	X	X	X	X
16	Blake, Emory	0	0	0	0	PS	PS	PS	PS	PS	PS	PS	PS	PS	PS	PS	PS	PS	PS	PS	PS
15	Boone, Kadron	0	0	0	0	O	O	O	O	O	O	O	O	O	O	O	O	O	O	O	O
81	Britt, Kenny	7	4	0	0	WR	X	X	X	WR	WR	WR	WR	WR	WR	WR	WR	WR	WR	WR	WR
90	Brockers, Michael	7	7	0	0	RDT	RDT	RDT	RDT	LDT	RDT	RDT	RDT	RDT	RDT	RDT	RDT	RDT	RDT	RDT	RDT
59	Brown, Kourtnei	0	0	0	0	O	PS	PS	PS	O	O	O	O	O	O	O	O	O	O	O	O
26	Bryant, Christian	0	0	0	0	PS	PS	PS	PS	PS	PS	PS	PS	PS	PS	PS	PS	PS	PS	PS	PS
92	Carrington, Alex	6	0	0	1	X	X	X	X	IA	X	X	X	X	X	X	X	X	X	X	X
89	Cook, Jared	7	4	0	0	X	TE	TE	TE	TE	X	X	X	X	X	X	X	X	X	X	X
71	Conrath, Matt	0	0	0	1	PS	IA	PS	PS	PS	PS	PS	PS	PS	PS	PS	PS	PS	PS	PS	PS
36	Cunningham, Benny	7	2	0	0	X	X	X	X	X	RB	RB	RB	RB	RB	RB	RB	RB	RB	RB	RB
9	Davis, Austin	7	6	0	0	X	QB	QB	QB	QB	QB	QB	QB	QB	QB	QB	QB	QB	QB	QB	QB
38	Davis, Cody	7	0	0	0	X	X	X	X	X	X	X	X	X	X	X	X	X	X	X	X
99	Donald, Aaron	7	3	0	0	X	X	X	X	RDT	LDT	LDT	LDT	LDT	LDT	LDT	LDT	LDT	LDT	LDT	LDT
58	Dunbar, Jo-Lonn	7	7	0	0	RLB	RLB	RLB	RLB	RLB	RLB	RLB	RLB	RLB	RLB	RLB	RLB	RLB	RLB	RLB	RLB
33	Gaines, E.J.	7	7	0	0	LCB	LCB	LCB	LCB	LCB	LCB	LCB	LCB	LCB	LCB	LCB	LCB	LCB	LCB	LCB	LCB
5	Gilbert, Garrett	0	0	0	0	PS	PS	PS	PS	PS	PS	PS	PS	PS	PS	PS	PS	PS	PS	PS	PS
13	Givens, Chris	5	0	0	2	X	X	X	IA	IA	X	X	X	X	X	X	X	X	X	X	X
46	Harkey, Cory	7	6	0	0	TE	TE	TE	TE	X	FB	TE	TE	TE	TE	TE	TE	TE	TE	TE	TE
95	Hayes, William	7	6	0	0	X	LDE	LDE	LDE	LDE	LDE	LDE	LDE	LDE	LDE	LDE	LDE	LDE	LDE	LDE	LDE
6	Hekker, Johnny	7	0	0	0	X	X	X	X	X	X	X	X	X	X	X	X	X	X	X	X
54	Herring, Will	3	0	0	0	O	O	O	O	X	X	X	X	X	X	X	X	X	X	X	X
14	Hill, Shaun	1	1	6	0	QB	D	D	D	D	D	D	D	D	D	D	D	D	D	D	D
64	Hooley, Sean	0	0	0	0	PS	O	O	O	O	O	O	O	O	O	O	O	O	O	O	O
21	Jenkins, Janoris	6	6	0	1	RCB	RCB	RCB	RCB	RCB	RCB	RCB	RCB	RCB	RCB	RCB	RCB	RCB	RCB	RCB	RCB
22	Johnson, Trumaine	0	0	0	7	IA	IA	IA	IA	IA	IA	IA	IA	IA	IA	IA	IA	IA	IA	IA	IA
67	Jones, Barrett	2	0	0	5	IA	IA	IA	IA	IA	X	X	X	X	X	X	X	X	X	X	X
69	Joseph, Davin	7	4	0	0	RG	RG	RG	RG	X	X	X	X	X	X	X	X	X	X	X	X
20	Joyner, Lamaricus	6	0	0	1	X	IA	X	X	X	X	X	X	X	X	X	X	X	X	X	X
17	Keenum, Case	0	0	1	6	IA	D	IA	IA	IA	IA	IA	IA	IA	IA	IA	IA	IA	IA	IA	IA
88	Kendricks, Lance	7	7	0	0	TE	TE	TE	TE	TE	TE	TE	TE	TE	TE	TE	TE	TE	TE	TE	TE
98	Langford, Kendall	7	4	0	0	LDT	LDT	LDT	LDT	X	X	X	X	X	X	X	X	X	X	X	X
55	Laurinaitis, James	7	7	0	0	MLB	MLB	MLB	MLB	MLB	MLB	MLB	MLB	MLB	MLB	MLB	MLB	MLB	MLB	MLB	MLB
91	Long, Chris	1	1	0	0	LDE	IR	IR	IR	IR	IR	IR	IR	IR	IR	IR	IR	IR	IR	IR	IR
77	Long, Jake	7	7	0	0	LT	LT	LT	LT	LT	LT	LT	LT	LT	LT	LT	LT	LT	LT	LT	LT
51	McFadden, Marshall	1	0	0	0	O	O	O	O	PS	PS	X	X	X	X	X	X	X	X	X	X
27	Mason, Tre	3	0	0	4	IA	IA	IA	IA	X	X	X	X	X	X	X	X	X	X	X	X
25	McDonald, T.J.	7	7	0	0	SS	SS	SS	SS	SS	SS	SS	SS	SS	SS	SS	SS	SS	SS	SS	SS
32	McGee, Brandon	2	0	0	4	X	X	IA	IA	IA	IA	IA	IA	IA	IA	IA	IA	IA	IA	IA	IA
23	McLeod, Rodney	7	7	0	0	FS	FS	FS	FS	FS	FS	FS	FS	FS	FS	FS	FS	FS	FS	FS	FS
44	McQuaide, Jake	7	0	0	0	X	X	X	X	X	X	X	X	X	X	X	X	X	X	X	X
52	Ogletree, Alec	7	7	0	0	LLB	LLB	LLB	LLB	LLB	LLB	LLB	LLB	LLB	LLB	LLB	LLB	LLB	LLB	LLB	LLB
73	Person, Mike	7	0	0	0	X	X	X	X	X	X	X	X	X	X	X	X	X	X	X	X
18	Pettis, Austin	5	0	0	1	X	X	X	X	X	X	IA	IA	IA	IA	IA	IA	IA	IA	IA	IA
83	Quick, Brian	7	6	0	0	WR	WR	WR	WR	X	WR	WR	WR	WR	WR	WR	WR	WR	WR	WR	WR
94	Quinn, Robert	7	7	0	0	RDE	RDE	RDE	RDE	RDE	RDE	RDE	RDE	RDE	RDE	RDE	RDE	RDE	RDE	RDE	RDE
51	Reddick, Kevin	0	0	0	0	PS	PS	O	O	O	O	O	O	O	O	O	O	O	O	O	O
60	Remmers, Mike	0	0	0	0	PS	PS	PS	PS	PS	PS	PS	PS	PS	PS	PS	PS	PS	PS	PS	PS
34	Reynolds, Chase	7	0	0	1	X	X	X	X	IA	X	X	X	X	X	X	X	X	X	X	X
47	Roberson, Marcus	7	1	0	0	X	X	X	X	X	X	X	X	X	X	X	X	X	X	X	X
79	Robinson, Greg	7	3	0	0	X	X	X	X	LG	LG	LG	LG	LG	LG	LG	LG	LG	LG	LG	LG
76	Saffold, Rodger	7	7	0	0	LG	LG	LG	LG	RG	RG	RG	RG	RG	RG	RG	RG	RG	RG	RG	RG
97	Sims, Eugene	7	0	0	0	X	X	X	X	X	X	X	X	X	X	X	X	X	X	X	X
87	Smelley, Brad	0	0	0	0	PS	PS	PS	PS	PS	PS	PS	PS	PS	PS	PS	PS	PS	PS	PS	PS
30	Stacy, Zac	7	6	0	0	RB	RB	RB	RB	RB	X	X	X	X	X	X	X	X	X	X	X
35	Thomas, Jemea	1	0	0	0	O	O	PS	PS	PS	PS	PS	PS	PS	PS	PS	PS	PS	PS	PS	PS
59	Toomer, Korey	0	0	0	0	O	O	O	O	O	O	O	O	O	O	O	O	O	O	O	O
19	Veltung, Justin	0	0	0	0	PS	PS	PS	PS	O	O	O	O	O	O	O	O	O	O	O	O
70	Washington, Brandon	0	0	0	0	PS	PS	PS	PS	PS	PS	PS	PS	PS	PS	PS	PS	PS	PS	PS	PS
42	Watts, Trey	6	0	0	1	X	IA	X	X	X	X	X	X	X	X	X	X	X	X	X	X
63	Wells, Scott	7	7	0	0	C	C	C	C	C	C	C	C	C	C	C	C	C	C	C	C
93	Westbrooks, Ethan	4	0	0	3	IA	X	X	X	X	IA	IA	IA	IA	IA	IA	IA	IA	IA	IA	IA
19	Wylie, Devon	0	0	0	0	O	O	O	O	O	O	O	O	O	O	O	O	O	O	O	O
4	Zuerlein, Greg	7	0	0	0	X	X	X	X	X	X	X	X	X	X	X	X	X	X	X	X

(Pos) - Starter; X - Reserve; DNP - Did Not Play; IA - Inactive; IR - Injured Reserve; PS - Practice Squad; O - Not on Roster; U - Unsigned; E - Roster Exemption; PUP - Physically Unable to Perform; GP - Games Played; GS - Started; D - Did Not Play; IA - Inactive; SUS - Reserve/Suspended; NFI - Non Football Injury List; CEX - Reserve/Commissioners Exempt; US - Reserve/Unsigned



# HOW THE RAMS WERE BUILT

## DRAFTEES (29)

## FREE AGENTS (27)

## TRADES/WAIVERS (3)

2014	OL Greg Robinson (1a) DT Aaron Donald (1b) DB Lamarcus Joyner (2) RB Tre Mason (3) S Maurice Alexander (4) CB E.J. Gaines (6a) C Demetrius Rhane <span>y</span> (7d)*	DT Alex Carrington (UFA-BUF) WR Kenny Britt (UFA-TEN) QB Shaun Hill (UFA-DET) TE Alex Bayer (UFA) CB Marcus Roberson (UFA) RB Trey Watts (UFA) DT Ethan Westbrooks (UFA) LB Marshall McFadden (UFA) CB Jemea Thomas (UFA)	QB Case Keenum (W-HOU)
2013	WR Tavon Austin (1a) LB Alec Ogletree (1b) S T.J. McDonald (3a) WR Steadman Bailey (3b) C/G Barrett Jones (4) CB Brandon McGee (5a) RB Zac Stacy (5b)	LB Daren Bates (UFA) TE Jared Cook (UFA-TEN) RB Benny Cunningham (UFA) QB Austin Davis (UFA) S Cody Davis (UFA) T Jake Long (UFA-MIA) LB Jo-Lonn Dunbar (UFA)	T Mike Person (W-SEA)
2012	DT Michael Brockers (1) WR Brian Quick (2a) CB Janoris Jenkins (2b) RB Isaiah Pead (2c)* CB Trumaine Johnson (3) WR Chris Givens (4) K Greg Zuerlein (6)	TE Cory Harkey (UFA) DE William Hayes (UFA-TEN) P Johnny Hekker (FA) DT Kendall Langford (UFA-MIA) S Rodney McLeod (FA) C Scott Wells (UFA-GB) C Tim Barnes (PS) TE Mason Brodine (FA)* LB Jo-Lonn Dunbar (UFA-NO)	T Joe Barksdale (W-OAK)
2011	DE Robert Quinn (1) TE Lance Kendricks (2)	LS Jake McQuaide (FA) RB Chase Reynolds (FA)	
2010	QB Sam Bradford (1)* OL Rodger Saffold (2) DE Eugene Sims (6b)		
2009	LB James Laurinaitis (2)		
2008	DE Chris Long (1)		

\* denotes player on reserve list

\*\*denotes player on PUP

FA - Free Agent; UFA - Unrestricted Free Agent; RFA - Restricted Free Agent; W - Waivers; T- Trade







*ST. LOUIS*  
**RAMS**

**MISCELLANEOUS  
STATS**





St. Louis Rams vs Kansas City Chiefs  
10/26/2014 at Arrowhead Stadium

## Ball Possession And Drive Chart

### St. Louis Rams

#	Time Recd	Time Lost	Time Poss	How Ball Obtained	Drive Began	# Play	Yds Gain	Yds Pen	Net Yds	1st Down	Last Scrm	How Given Up
1	15:00	11:56	3:04	Kickoff	SL 35	6	65	0	65	3	* KC 1	Touchdown
2	7:51	6:18	1:33	Punt	SL 17	3	17	0	17	1	SL 34	Interception
3	4:47	2:37	2:10	Punt	SL 13	3	-3	0	-3	0	SL 10	Punt
4	12:00	7:56	4:04	Kickoff	SL 20	6	33	0	33	2	KC 47	Punt
5	7:46	5:32	2:14	Fumble	KC 8	4	-12	0	-12	0	* KC 20	Missed FG
6	0:01	0:00	0:01	Kickoff		0	0	0	0	0		End of Half
7	14:48	13:09	1:39	Kickoff	SL 20	5	13	-5	8	1	SL 28	Punt
8	8:46	7:09	1:37	Kickoff	SL 20	3	0	0	0	0	SL 20	Punt
9	4:19	1:25	2:54	Punt	SL 6	6	7	0	7	1	SL 13	Punt
10	14:18	13:22	0:56	Kickoff	SL 20	3	-4	0	-4	0	SL 16	Punt
11	6:28	2:35	3:53	Kickoff	SL 10	12	72	-10	62	4	* KC 24	Downs
12	0:17	0:00	0:17	Punt	KC 44	1	12	0	12	1	KC 44	End of Game

(309) Average SL 28

### Kansas City Chiefs

#	Time Recd	Time Lost	Time Poss	How Ball Obtained	Drive Began	# Play	Yds Gain	Yds Pen	Net Yds	1st Down	Last Scrm	How Given Up
1	11:56	7:51	4:05	Kickoff	KC 20	6	26	-5	21	1	KC 41	Punt
2	6:18	4:47	1:31	Interception	KC 31	3	6	0	6	0	KC 37	Punt
3	2:37	12:00	5:37	Punt	KC 47	10	48	5	53	5	* SL 1	Touchdown
4	7:56	7:46	0:10	Punt	KC 20	1	-6	0	-6	0	KC 20	Fumble
5	5:32	0:01	5:31	Missed FG	KC 28	10	37	0	37	3	SL 35	Field Goal
6	15:00	14:48	0:12	Kickoff		0	0	0	0	0		Touchdown
7	13:09	8:46	4:23	Punt	KC 6	11	69	15	84	4	* SL 10	Field Goal
8	7:09	4:19	2:50	Punt	KC 44	5	19	0	19	1	SL 37	Punt
9	1:25	14:18	2:07	Punt	KC 29	5	81	-10	71	3	SL 36	Touchdown
10	13:22	6:28	6:54	Punt	KC 21	12	76	3	79	6	* SL 3	Touchdown
11	2:35	0:17	2:18	Downs	KC 28	3	-1	0	-1	0	KC 27	Punt

(274) Average KC 27

\* inside opponent's 20

#### Time of Possession by Quarter

	1st	2nd	3rd	4th	OT	Total
Visitor St. Louis Rams	6:47	6:19	6:10	5:06		24:22
Home Kansas City Chiefs	8:13	8:41	8:50	9:54		35:38

#### Kickoff Drive No.-Start Average

Rams: 6 - SL 21                      Chiefs: 1 - KC 20

Seattle Seahawks vs St. Louis Rams  
10/19/2014 at Edward Jones Dome

## Ball Possession And Drive Chart

### Seattle Seahawks

#	Time Recd	Time Lost	Time Poss	How Ball Obtained	Drive Began	# Play	Yds Gain	Yds Pen	Net Yds	1st Down	Last Scrm	How Given Up
1	13:07	9:01	4:06	Punt	SEA 26	9	68	0	68	2	* SL 6	Field Goal
2	5:19	3:21	1:58	Kickoff	SEA 20	4	12	-5	7	1	SEA 27	Punt
3	13:12	7:05	6:07	Kickoff	SEA 20	10	29	0	29	3	SEA 49	Punt
4	7:05	5:11	1:54	Kickoff	SEA 20	3	0	0	0	0	SEA 20	Punt
5	1:55	0:07	1:48	Missed FG	SEA 42	9	51	-10	41	3	* SL 17	Field Goal
6	15:00	12:03	2:57	Kickoff	SEA 10	6	20	0	20	1	SEA 30	Punt
7	10:28	4:22	6:06	Punt	SEA 18	12	92	-10	82	6	* SL 19	Touchdown
8	14:54	9:44	5:10	Punt	SEA 9	9	101	-10	91	4	* SL 19	Touchdown
9	5:36	3:18	2:18	Kickoff	SEA 20	8	90	-10	80	5	* SL 9	Touchdown

(185) Average SEA 21

### St. Louis Rams

#	Time Recd	Time Lost	Time Poss	How Ball Obtained	Drive Began	# Play	Yds Gain	Yds Pen	Net Yds	1st Down	Last Scrm	How Given Up
1	15:00	13:07	1:53	Kickoff	SL 20	3	7	0	7	0	SL 27	Punt
2	9:01	5:19	3:42	Kickoff	SEA 31	6	31	0	31	3	* SEA 6	Touchdown
3	3:21	13:12	5:09	Punt	SL 26	9	55	19	74	5	* SEA 5	Touchdown
4	5:11	1:55	3:16	Punt	SL 47	6	19	0	19	1	SEA 34	Missed FG
5	0:07	0:00	0:07	Kickoff	SL 22	1	-1	0	-1	0	SL 22	End of Half
6	12:03	10:28	1:35	Punt	SL 21	3	5	0	5	0	SL 26	Punt
7	4:22	14:54	4:28	Kickoff	SL 21	6	34	-5	29	2	50	Punt
8	9:44	5:36	4:08	Kickoff	SL 20	8	80	0	80	5	* SEA 4	Touchdown
9	3:18	0:00	3:18	Kickoff	SL 11	8	47	0	47	2	SEA 41	End of Game

(257) Average SL 29

\* inside opponent's 20

### Time of Possession by Quarter

Visitor	Home	1st	2nd	3rd	4th	OT	Total
Seattle Seahawks	St. Louis Rams	6:04	9:49	9:03	7:28		32:24
St. Louis Rams	Seattle Seahawks	8:56	5:11	5:57	7:32		27:36

### Kickoff Drive No.-Start Average

Seahawks: 5 - SEA 18      Rams: 6 - SL 27

**San Francisco 49ers vs St. Louis Rams**  
**10/13/2014 at Edward Jones Dome**

## Ball Possession And Drive Chart

**San Francisco 49ers**

#	Time Recd	Time Lost	Time Poss	How Ball Obtained	Drive Began	# Play	Yds Gain	Yds Pen	Net Yds	1st Down	Last Scrm	How Given Up
1	7:55	6:51	1:04	Kickoff	SF 20	3	13	-5	8	0	SF 28	Punt
2	4:32	3:03	1:29	Punt	SF 14	3	51	0	51	1	SF 44	Fumble
3	0:53	11:45	4:08	Kickoff	SF 20	8	31	0	31	2	SL 49	Punt
4	8:01	7:07	0:54	Punt	SL 43	4	7	0	7	0	SL 36	Field Goal
5	1:50	0:14	1:36	Punt	SF 5	5	100	-5	95	2	SF 20	Touchdown
6	15:00	9:58	5:02	Kickoff	SF 20	12	75	5	80	5	* SL 11	Touchdown
7	8:14	6:34	1:40	Punt	SF 47	3	2	0	2	0	SF 49	Punt
8	4:10	0:13	3:57	Punt	SF 22	7	78	0	78	3	SL 32	Touchdown
9	13:13	12:16	0:57	Punt	SF 22	3	6	0	6	0	SF 28	Punt
10	11:49	5:40	6:09	Punt	SF 43	12	53	3	56	4	* SL 2	Downs
11	4:42	4:19	0:23	Punt	SL 43	4	9	0	9	0	SL 34	Downs
12	2:24	1:05	1:19	Kickoff	SL 48	3	7	-5	2	0	SL 46	Punt

(379) Average SF 32

**St. Louis Rams**

#	Time Recd	Time Lost	Time Poss	How Ball Obtained	Drive Began	# Play	Yds Gain	Yds Pen	Net Yds	1st Down	Last Scrm	How Given Up
1	15:00	7:55	7:05	Kickoff	SL 20	11	72	8	80	6	* SF 1	Touchdown
2	6:51	4:32	2:19	Punt	SL 19	5	24	0	24	1	SL 43	Punt
3	3:03	0:53	2:10	Fumble	SL 45	4	55	0	55	2	SF 22	Touchdown
4	11:45	8:01	3:44	Punt	SL 18	6	12	0	12	1	SL 30	Punt
5	7:07	1:50	5:17	Kickoff	SL 20	8	39	-10	29	2	SL 49	Punt
6	0:14	0:00	0:14	Kickoff	SL 20	1	-1	0	-1	0	SL 20	End of Half
7	9:58	8:14	1:44	Kickoff	SL 20	3	-1	0	-1	0	SL 19	Punt
8	6:34	4:10	2:24	Punt	SL 13	5	15	0	15	1	SL 28	Punt
9	0:13	13:13	2:00	Kickoff	SL 22	5	5	-5	0	1	SL 22	Punt
10	12:16	11:49	0:27	Punt	SL 18	3	0	0	0	0	SL 18	Punt
11	5:40	4:42	0:58	Downs	SL 1	3	1	0	1	0	SL 2	Punt
12	4:19	2:24	1:55	Downs	SL 34	10	51	-5	46	3	SF 20	Field Goal
13	1:05	0:53	0:12	Punt	SL 9	2	6	0	6	0	SL 15	Interception
14	0:53	0:00	0:53	Kickoff	SL 28	6	31	0	31	2	SF 41	End of Game

(287) Average SL 20

\* inside opponent's 20

**Time of Possession by Quarter**

	1st	2nd	3rd	4th	OT	Total
Visitor San Francisco 49ers	3:26	5:45	10:39	8:48		28:38
Home St. Louis Rams	11:34	9:15	4:21	6:12		31:22

**Kickoff Drive No.-Start Average**

49ers: 3 - SF 20                      Rams: 6 - SL 22

St. Louis Rams vs Philadelphia Eagles  
10/5/2014 at Lincoln Financial Field

## Ball Possession And Drive Chart

### St. Louis Rams

#	Time Recd	Time Lost	Time Poss	How Ball Obtained	Drive Began	# Play	Yds Gain	Yds Pen	Net Yds	1st Down	Last Scrm	How Given Up
1	15:00	14:37	0:23	Kickoff	SL 20	3	0	0	0	0	SL 20	Blocked Punt
2	14:37	11:32	3:05	Kickoff	SL 26	5	9	-5	4	1	SL 30	Punt
3	7:42	5:56	1:46	Kickoff	SL 20	3	14	-5	9	0	SL 29	Punt
4	3:04	14:42	3:22	Kickoff	SL 24	6	41	-5	36	2	PHI 40	Punt
5	13:57	11:33	2:24	Fumble	PHI 19	6	3	0	3	1	* PHI 5	Fumble
6	9:54	3:23	6:31	Interception	SL 16	11	94	-10	84	5	* PHI 8	Touchdown
7	0:30	0:00	0:30	Kickoff	SL 18	1	7	0	7	0	SL 18	End of Half
8	12:25	12:17	0:08	Punt	SL 11	1	-11	0	-11	0	SL 11	Fumble
9	12:17	8:31	3:46	Kickoff	SL 21	8	35	0	35	3	PHI 44	Punt
10	4:59	2:25	2:34	Punt	SL 27	6	37	0	37	2	PHI 30	Fumble
11	2:15	0:03	2:12	Kickoff	SL 21	5	79	0	79	5	* PHI 14	Touchdown
12	12:03	9:02	3:01	Fumble	SL 38	10	62	0	62	4	PHI 30	Touchdown
13	6:48	4:41	2:07	Punt	SL 25	6	51	24	75	5	* PHI 5	Touchdown
14	1:47	0:37	1:10	Punt	SL 7	5	45	-5	40	1	SL 47	Downs

(355) Average SL 25

### Philadelphia Eagles

#	Time Recd	Time Lost	Time Poss	How Ball Obtained	Drive Began	# Play	Yds Gain	Yds Pen	Net Yds	1st Down	Last Scrm	How Given Up
1	11:32	7:42	3:50	Punt	PHI 34	11	58	0	58	4	* SL 8	Field Goal
2	5:56	3:04	2:52	Punt	SL 47	9	21	17	38	2	* SL 9	Field Goal
3	14:42	13:57	0:45	Punt	PHI 6	2	13	0	13	1	PHI 29	Fumble
4	11:33	9:54	1:39	Fumble	PHI 20	4	14	5	19	1	PHI 39	Interception
5	3:23	0:30	2:53	Kickoff	PHI 20	11	90	-10	80	6	* SL 9	Touchdown
6	15:00	12:25	2:35	Kickoff	PHI 20	6	19	0	19	1	PHI 39	Punt
7	8:31	4:59	3:32	Punt	PHI 4	9	26	-5	21	2	PHI 25	Punt
8	2:25	2:15	0:10	Fumble	SL 24	2	24	0	24	1	SL 24	Touchdown
9	0:03	12:03	3:00	Kickoff	PHI 20	7	37	5	42	2	PHI 48	Fumble
10	9:02	6:48	2:14	Kickoff	PHI 29	4	16	0	16	1	PHI 45	Punt
11	4:41	1:47	2:54	Kickoff	PHI 20	6	35	0	35	1	SL 45	Punt
12	0:37	0:00	0:37	Downs	SL 47	1	-1	0	-1	0	SL 47	End of Game

(355) Average PHI 30

\* inside opponent's 20

#### Time of Possession by Quarter

	1st	2nd	3rd	4th	OT	Total
Visitor St. Louis Rams	8:18	9:43	8:40	6:18		32:59
Home Philadelphia Eagles	6:42	5:17	6:20	8:42		27:01

#### Kickoff Drive No.-Start Average

Rams: 7 - SL 21      Eagles: 5 - PHI 22



Dallas Cowboys vs St. Louis Rams  
9/21/2014 at Edward Jones Dome

## Ball Possession And Drive Chart

### Dallas Cowboys

#	Time Recd	Time Lost	Time Poss	How Ball Obtained	Drive Began	# Play	Yds Gain	Yds Pen	Net Yds	1st Down	Last Scrm	How Given Up
1	6:10	2:03	4:07	Kickoff	DAL 22	7	42	0	42	2	SL 45	Fumble
2	14:54	13:23	1:31	Kickoff	DAL 20	3	4	0	4	0	DAL 24	Punt
3	7:35	6:06	1:29	Punt	DAL 18	3	2	0	2	0	DAL 20	Interception
4	6:06	2:07	3:59	Kickoff	DAL 20	8	54	26	80	5	* SL 1	Touchdown
5	0:39	0:02	0:37	Fumble	DAL 47	5	27	15	42	3	* SL 11	Field Goal
6	15:00	12:48	2:12	Kickoff	DAL 17	4	83	0	83	2	DAL 32	Touchdown
7	7:03	2:43	4:20	Downs	DAL 16	7	62	0	62	2	* SL 22	Field Goal
8	13:28	6:13	7:15	Kickoff	DAL 16	11	61	23	84	4	* SL 12	Touchdown
9	2:36	1:58	0:38	Kickoff	DAL 20	4	7	5	12	1	DAL 32	Punt
10	1:02	0:00	1:02	Interception	DAL 37	2	-2	0	-2	0	DAL 36	End of Game

(233) Average DAL 23

### St. Louis Rams

#	Time Recd	Time Lost	Time Poss	How Ball Obtained	Drive Began	# Play	Yds Gain	Yds Pen	Net Yds	1st Down	Last Scrm	How Given Up
1	15:00	6:10	8:50	Kickoff	SL 20	15	80	0	80	6	* DAL 1	Touchdown
2	2:03	14:54	2:09	Fumble	SL 35	5	75	-10	65	2	SL 49	Touchdown
3	13:23	7:35	5:48	Punt	SL 33	10	25	0	25	2	DAL 42	Punt
4	2:07	0:39	1:28	Kickoff	SL 20	6	33	0	33	2	DAL 44	Fumble
5	0:02	0:00	0:02	Kickoff	SL 20	1	-1	0	-1	0	SL 20	End of Half
6	12:48	7:03	5:45	Kickoff	SL 20	11	64	0	64	4	* DAL 15	Downs
7	2:43	13:28	4:15	Kickoff	SL 18	9	82	-10	72	3	* DAL 10	Field Goal
8	6:13	5:58	0:15	Kickoff	SL 21	1	0	0	0	0	SL 21	Interception
9	5:58	2:36	3:22	Kickoff	SL 20	11	75	5	80	6	* DAL 4	Touchdown
10	1:58	1:02	0:56	Punt	SL 14	4	12	0	12	1	SL 26	Interception

(221) Average SL 22

\* inside opponent's 20

### Time of Possession by Quarter

		1st	2nd	3rd	4th	OT	Total
Visitor	Dallas Cowboys	4:07	7:36	6:32	8:55		27:10
Home	St. Louis Rams	10:53	7:24	8:28	6:05		32:50

### Kickoff Drive No.-Start Average

Cowboys: 6 - DAL 19

Rams: 7 - SL 20

**St. Louis Rams vs Tampa Bay Buccaneers**  
**9/14/2014 at Raymond James Stadium**

## Ball Possession And Drive Chart

**St. Louis Rams**

#	Time Recd	Time Lost	Time Poss	How Ball Obtained	Drive Began	# Play	Yds Gain	Yds Pen	Net Yds	1st Down	Last Scrm	How Given Up
1	8:56	3:07	5:49	Kickoff	SL 20	10	75	5	80	6	* TB 2	Touchdown
2	11:14	8:33	2:41	Interception	SL 2	5	20	0	20	1	SL 22	Punt
3	6:54	5:22	1:32	Punt	SL 28	3	8	0	8	0	SL 36	Punt
4	3:19	0:39	2:40	Blocked Punt,	TB 28	6	10	0	10	1	* TB 18	Field Goal
5	15:00	12:31	2:29	Kickoff	SL 20	5	37	0	37	2	TB 45	Fumble
6	9:18	2:41	6:37	Kickoff	SL 15	14	63	5	68	4	* TB 17	Field Goal
7	14:50	9:10	5:40	Blocked FG	SL 24	9	49	0	49	3	TB 27	Field Goal
8	5:15	0:38	4:37	Kickoff	SL 9	12	71	0	71	3	TB 20	Field Goal

(190) Average SL 24

**Tampa Bay Buccaneers**

#	Time Recd	Time Lost	Time Poss	How Ball Obtained	Drive Began	# Play	Yds Gain	Yds Pen	Net Yds	1st Down	Last Scrm	How Given Up
1	15:00	8:56	6:04	Kickoff	TB 23	10	57	20	77	4	* SL 5	Touchdown
2	3:07	11:14	6:53	Kickoff	TB 20	11	81	-10	71	4	* SL 9	Interception
3	8:33	6:54	1:39	Punt	TB 15	3	2	0	2	0	TB 17	Punt
4	5:22	3:19	2:03	Punt	TB 19	3	6	0	6	0	TB 25	Blocked Punt, Downs
5	0:39	0:00	0:39	Kickoff	TB 20	3	5	15	20	1	TB 32	End of Half
6	12:31	9:18	3:13	Fumble	TB 40	7	60	0	60	4	* SL 1	Touchdown
7	2:41	14:50	2:51	Kickoff	SL 30	6	24	0	24	1	* SL 6	Blocked FG
8	9:10	5:15	3:55	Kickoff	TB 18	8	49	15	64	2	* SL 18	Field Goal
9	0:38	0:00	0:38	Kickoff	TB 20	3	48	0	48	2	TB 39	End of Game

(245) Average TB 27

**\* inside opponent's 20**

**Time of Possession by Quarter**

	1st	2nd	3rd	4th	OT	Total
<b>Visitor</b> St. Louis Rams	5:49	6:53	9:06	10:17		32:05
<b>Home</b> Tampa Bay Buccaneers	9:11	8:07	5:54	4:43		27:55

**Kickoff Drive No.-Start Average**

Rams: 4 - SL 16                      Buccaneers: 6 - TB 28

**Minnesota Vikings vs St. Louis Rams**  
**9/7/2014 at Edward Jones Dome**

## Ball Possession And Drive Chart

**Minnesota Vikings**

#	Time Recd	Time Lost	Time Poss	How Ball Obtained	Drive Began	# Play	Yds Gain	Yds Pen	Net Yds	1st Down	Last Scrm	How Given Up
1	15:00	9:37	5:23	Kickoff	MIN 10	11	46	10	56	4	SL 34	Field Goal
2	6:56	5:17	1:39	Punt	MIN 9	4	19	5	24	1	MIN 33	Punt
3	1:09	14:16	1:53	Missed FG	MIN 40	5	32	0	32	1	SL 28	Field Goal
4	11:52	8:58	2:54	Punt	MIN 20	4	14	-20	-6	0	MIN 14	Punt
5	4:39	1:38	3:01	Punt	MIN 8	7	34	5	39	2	MIN 47	Punt
6	1:09	0:21	0:48	Interception	SL 35	4	35	0	35	2	* SL 8	Touchdown
7	10:11	5:31	4:40	Kickoff	MIN 27	8	23	-10	13	2	MIN 40	Punt
8	2:08	1:54	0:14	Punt	MIN 33	1	67	0	67	1	MIN 33	Touchdown
9	0:08	14:17	0:51	Punt	MIN 30	3	3	0	3	0	MIN 33	Punt
10	11:50	6:27	5:23	Punt	MIN 30	9	56	14	70	5	* SL 7	Touchdown
11	1:31	0:00	1:31	Kickoff	MIN 20	3	-3	0	-3	0	MIN 18	End of Game

(292) Average MIN 27

**St. Louis Rams**

#	Time Recd	Time Lost	Time Poss	How Ball Obtained	Drive Began	# Play	Yds Gain	Yds Pen	Net Yds	1st Down	Last Scrm	How Given Up
1	9:37	6:56	2:41	Kickoff	SL 17	4	29	0	29	1	SL 46	Punt
2	5:17	1:09	4:08	Punt	SL 27	8	41	0	41	2	MIN 32	Missed FG
3	14:16	11:52	2:24	Kickoff	SL 20	4	4	10	14	1	SL 34	Punt
4	8:58	4:39	4:19	Punt	SL 35	8	42	-25	17	2	MIN 48	Punt
5	1:38	1:09	0:29	Punt	SL 25	2	-6	0	-6	0	SL 19	Interception
6	0:21	0:00	0:21	Kickoff	SL 20	1	-1	0	-1	0	SL 20	End of Half
7	15:00	10:11	4:49	Kickoff	SL 20	9	47	-5	42	3	MIN 38	Field Goal
8	5:31	2:08	3:23	Punt	SL 15	5	10	0	10	1	SL 25	Punt
9	1:54	0:08	1:46	Kickoff	SL 20	3	4	-5	-1	0	SL 19	Punt
10	14:17	11:50	2:27	Punt	SL 23	3	15	-17	-2	0	SL 21	Punt
11	6:27	2:57	3:30	Kickoff	SL 20	11	57	0	57	3	MIN 23	Interception
12	2:57	1:31	1:26	Kickoff	SL 20	8	62	-10	52	2	* MIN 28	Field Goal

(262) Average SL 22

\* inside opponent's 20

**Time of Possession by Quarter**

	1st	2nd	3rd	4th	OT	Total
<b>Visitor</b> Minnesota Vikings	8:11	7:27	5:02	7:37		28:17
<b>Home</b> St. Louis Rams	6:49	7:33	9:58	7:23		31:43

**Kickoff Drive No.-Start Average**

Vikings: 3 - MIN 19                      Rams: 7 - SL 20

## 2014 ST. LOUIS RAMS SCORING DRIVES

<b>Opponent</b>	<b>Qtr</b>	<b>Time Rem.</b>	<b>Plays</b>	<b>Net Yards</b>	<b>Poss.</b>	<b>How Acquired</b>	<b>Scoring Play</b>
vs. Minnesota	3	10:11	9	42	4:49	Kickoff	G.Zuerlein 56 yd. Field Goal
vs. Minnesota	4	1:31	8	52	1:26	Kickoff	G.Zuerlein 46 yd. Field Goal
at Tampa Bay	1	3:07	10	80	5:49	Kickoff	Z.Stacy 2 yd. Touchdown Run
at Tampa Bay	2	0:39	6	10	2:40	Blocked Punt	G.Zuerlein 36 yd. Field Goal
at Tampa Bay	3	2:41	14	68	6:37	Kickoff	G.Zuerlein 35 yd. Field Goal
at Tampa Bay	4	9:10	9	49	5:40	Blocked FG	G.Zuerlein 46 yd. Field Goal
at Tampa Bay	4	0:38	12	71	4:37	Kickoff	G.Zuerlein 38 yd. Field Goal
vs. Cowboys	1	6:10	15	80	8:50	Kickoff	L. Kendricks 1 yd. touchdown catch
vs. Cowboys	2	14:54	5	65	2:09	Fumble	B. Quick 51 yd. pass from A. Davis
vs. Cowboys	2	6:06	1	25	6:06	Interception	J. Jenkins 25 yd. interception return
vs. Cowboys	4	13:28	9	72	4:15	Punt	G.Zuerlein 28 yd. Field Goal
vs. Cowboys	4	2:36	11	80	3:22	Kickoff	A. Pettis 4 yd. pass from A. Davis
at Eagles	2	0:30	11	80	2:53	Interception	B. Quick 8 yd. pass from A. Davis
at Eagles	3	0:03	5	79	2:12	Kickoff	B. Cunningham 14 yd. Touchdown Run
at Eagles	4	9:02	10	62	3:01	Fumble	K. Britt 30 yd. pass from A. Davis
at Eagles	4	4:41	6	75	2:07	Punt	B. Quick 5 yd. pass from A. Davis
vs. San Francisco	1	7:55	11	80	7:05	Kickoff	B. Cunningham 1 yd. Touchdown Run
vs. San Francisco	1	0:53	4	55	2:10	Fumble	L. Kendricks 22 yd. pass from A. Davis
vs. San Francisco	4	0:53	10	46	1:55	Downs	G.Zuerlein 38 yd. Field Goal
vs. Seattle	1	5:19	6	31	3:42	Kickoff	T. Mason 6 yd. Touchdown Run
vs. Seattle	2	13:12	9	74	5:09	Punt	B. Cunningham 5 yd. pass from A. Davis
vs. Seattle	2	7:05	1	90	0:00	Punt	S. Bailey 90 yd. punt return
vs. Seattle	4	5:36	8	80	4:08	Kickoff	L. Kendricks 4 yd. pass from A. Davis
vs. Kansas City	1	11:56	6	65	3:04	Kickoff	L. Kendricks 1 yd. pass from A. Davis

## 2014 ST. LOUIS RAMS KICKOFF ANALYSIS

<b>Opponent</b>	<b>No.</b>	<b>No. in EZ</b>	<b>TB</b>	<b>Opp. Ret.</b>	<b>Ret. Yds.</b>	<b>Ret. Avg.</b>	<b>Squib</b>	<b>Out of Bounds</b>	<b>Onside Rec/Att</b>
vs. Minnesota	3	3	1	2	48	24.0	0	0	0/0
at Tampa Bay	6	4	2	4	116	29.0	1	0	0/0
vs. Dallas	6	6	3	3	74	24.7	0	0	0/0
at Philadelphia	5	4	4	1	15	15.0	0	0	0/0
vs. San Francisco	4	3	3	0	0	0.0	0	0	0/1
vs. Seattle	5	5	3	2	43	21.5	0	0	0/0
at Kansas City	2	1	1	1	99t	99.0	0	0	0/0
at San Francisco									
at Arizona									
vs. Denver									
at San Diego									
vs. Oakland									
at Washington									
vs. Arizona									
vs. New York									
at Seattle									
<b>TOTAL</b>	<b>31</b>	<b>26</b>	<b>17</b>	<b>13</b>	<b>395</b>	<b>30.4</b>	<b>1</b>	<b>0</b>	<b>0/1</b>

## 2014 RAMS WEEKLY TEAM RANKINGS

<b>NFL RANKINGS</b>							<b>NFC RANKINGS</b>					
	<b>OFFENSE</b>			<b>DEFENSE</b>			<b>OFFENSE</b>			<b>DEFENSE</b>		
	<b>Overall</b>	<b>Rush</b>	<b>Pass</b>	<b>Overall</b>	<b>Rush</b>	<b>Pass</b>	<b>Overall</b>	<b>Rush</b>	<b>Pass</b>	<b>Overall</b>	<b>Rush</b>	<b>Pass</b>
<b>Week 1</b>	21/318.0	24/127.0	11/192.0	11/346.0	24/186.0	2/160.0	11/318.0	13/72.0	6/246.0	8/346.0	11/186.0	1/160.0
<b>Week 2</b>	20/328.5	22/95.5	16/233	17/343.5	30/171	5/172.5	10/328.5	11/95.5	9/233	12/343.5	15/171.0	2/172.5
<b>Week 3</b>	9/368.3	23/140.0	7/264.3	13/312	28/85.7	5/226.3	5/368.3	11/104.0	6/264.3	7/342.3	14/155.0	2/187.3
<b>Week 4</b>	9/368.3	11/104.0	9/264.3	12/342.3	30/155.0	3/187.3	5/368.3	11/104.0	6/264.3	6/342.3	15/155.0	2/178.3
<b>Week 5</b>	8/392.8	19/109.3	7/238.5	16/344.8	31/152.5	1/192.3	5/392.8	8/109.3	4/283.5	7/344.8	15/152.5	1/192.3
<b>Week 6</b>	13/358.8	18/105.3	11/253.3	23/379.0	28/145.0	4/234.0	6/358.7	8/105.3	6/253.3	11/379.0	15/145.0	7/234.0
<b>Week 7</b>	12/359.2	18/105.3	11/253.3	23/379.0	28/145.0	14/234.0	6/359.2	8/105.3	6/253.8	11/379.0	15/145.0	7/234.0
<b>Week 8</b>												
<b>Week 9</b>												
<b>Week 10</b>												
<b>Week 12</b>												
<b>Week 13</b>												
<b>Week 14</b>												
<b>Week 15</b>												
<b>Week 16</b>												
<b>Week 17</b>												

## 2014 TURNOVER BREAKDOWN

<b>OPPONENT</b>	<b>TAKEAWAYS</b>			<b>GIVEAWAYS</b>			<b>MARGIN</b>	<b>RESULT</b>
	<b>FUMBLES</b>	<b>INT</b>	<b>TOTAL</b>	<b>FUMBLES</b>	<b>INT</b>	<b>TOTAL</b>		
vs. MN	0	0	0	0	2	2	-2	L, 34-6
@TB	0	1	1	1	0	1	0	W, 19-17
vs. DAL	1	1	2	1	2	3	+1	L, 34-31
@ PHI	2	1	3	3	0	3	0	L, 34-28
vs. SF	1	0	1	0	1	2	-1	L, 31-17
vs. SEA	0	0	0	0	0	0	0	W, 28-26
@KC	1	0	1	0	1	1	0	L, 34-7
@SF								
@ARI								
vs. DEN								
@WAS								
vs. ARI								
vs. NYG								
@SEA								
<b>TOTALS</b>	<b>5</b>	<b>3</b>	<b>8</b>	<b>5</b>	<b>6</b>	<b>11</b>	<b>-3</b>	
	<b>TAKEAWAYS</b>			<b>POINTS OFF TAKEAWAYS</b>			<b>SCORE %</b>	<b>POINTS</b>
	<b>FUMBLES</b>	<b>INT</b>	<b>TOTAL</b>	<b>TDS</b>	<b>FGs</b>	<b>TOTAL</b>		
RAMS	4	4	8	5	0	7	87.5%	34
OPPONENTS	7	5	12	6	0	10	83%	41

## 2014 TEAM HIGHS & LOWS

<b>ST. LOUIS RAMS</b>	<b>HIGH</b>	<b>GAME</b>	<b>LOWS</b>	<b>GAME</b>
Points	31	Week 3 vs. Dallas	6	Week 1 vs. Minnesota
Points in a Half	21	(last) Week 4 @ Philadelphia	0	(last) Week 8 @ Kansas City
First Downs	29	Week 5 @ Philadelphia	13	Week 8 @ Kansas City
Rushing Attempts	30	Week 3 vs. Dallas	19	Week 8 @ Kansas City
Rushing Yards	125	Week 5 @ Philadelphia	72	Week 1 vs. Minnesota
Passing Attempts	49	Week 4 @ Philadelphia	21	Week 7 vs. Seattle
Pass Completions	30	Week 3 vs. Dallas	15	Week 8 @ Kansas City
Passing Yards	375	Week 5 @ Philadelphia	160	Week 8 @ Kansas City
Total Plays	76	Week 5 @ Philadelphia	49	Week 7 vs. Seattle
Total net Yards	466	Week 5 @ Philadelphia	200	Week 8 @ Kansas City
Time of Possession	32:59	Week 5 @ Philadelphia	24:22	Week 8 @ Kansas City
Interceptions	1	(last) Week 5 @ Philadelphia	0	(last) Week 8 @ Kansas City
Sacks	3	Week 7 vs. Seattle	0	(last) Week 6 @ San Francisco
Penalties	13	Week 1 vs. Minnesota	2	Week 7 vs. Seattle
Yards Penalized	121	Week 1 vs. Minnesota	20	Week 7 vs. Seattle

<b>OPPONENTS</b>	<b>HIGH</b>	<b>GAME</b>	<b>LOWS</b>	<b>GAME</b>
Points	34	(last) Week 8 @ Kansas City	17	Week 2 @ Tampa Bay
Points in a Half	24	(last) Week 8 @ Kansas City	6	Week 7 vs. Seattle
First Downs	25	Week 7 vs. Seattle	17	Week 6 vs. San Francisco
Rushing Attempts	34	Week 8 @ Kansas City	29	(last) Week 7 vs. Seattle
Rushing Yards	186	Week 1 vs. Minnesota	89	Week 6 vs. San Francisco
Passing Attempts	37	Week 5 @ Philadelphia	21	Week 2 @ Tampa Bay
Pass Completions	24	(last) Week 8 @ Kansas City	16	Week 2 @ Tampa Bay
Passing Yards	343	Week 6 vs. San Francisco	170	Week 1 vs. Minnesota
Total Plays	70	Week 5 @ Philadelphia	52	(last) Week 3 vs. Dallas
Total net Yards	463	Week 7 vs. Seattle	332	Week 2 @ Tampa Bay
Time of Possession	35:38	Week 8 @ Kansas City	27:01	Week 4 @ Philadelphia
Interceptions	2	(last) Week 3 vs. Dallas	0	(last) Week 7 vs. Seattle
Sacks	7	Week 8 @ Kansas City	0	(last) Week 7 vs. Seattle
Penalties	10	Week 7 vs. Seattle	3	Week 3 vs. Dallas
Yards Penalized	89	Week 7 vs. Seattle	15	Week 2 @ Tampa Bay

## 2014 RAMS BESTS

### RUSHING ATTEMPTS

	<b>NO.</b>	<b>OPPONENT</b>
Z. Stacy	19	Week 2 @ TB
T. Mason	18	Week 7 vs. SEA
Z. Stacy	12	Week 3 vs. DAL
Z. Stacy	11	(last) Week 5 @ PHI
B. Cunningham	9	Week 3 vs. DAL
Z. Stacy	8	Week 6 vs. SF
T. Mason	7	Week 8 @ KC
B. Cunningham	7	(last) Week 6 vs. SF

### RUSHING YARDS

	<b>YDS.</b>	<b>OPPONENT</b>
T. Mason	85	Week 7 vs. SEA
Z. Stacy	71	Week 2 @ TB
Z. Stacy	67	Week 3 vs. DAL
B. Cunningham	47	Week 5 @ PHI
Z. Stacy	43	Week 1 vs. MIN
Z. Stacy	42	Week 5 @ PHI
T. Mason	40	Week 6 vs. SF
T. Mason	32	Week 8 @ KC
A. Davis	30	Week 5 @ PHI

### YARDS PER CARRY (MIN. 10 ATT.)

	<b>YDS.</b>	<b>OPPONENT</b>
Z. Stacy	5.6	Week 3 vs. DAL
T. Mason	4.7	Week 7 vs. SEA
Z. Stacy	3.9	Week 1 vs. MIN
Z. Stacy	3.8	Week 5 @ PHI
Z. Stacy	3.7	Week 2 @ TB

### LONGEST RUSH

	<b>YDS.</b>	<b>OPPONENT</b>
T. Mason	28	Week 7 vs. SEA
T. Mason	24	Week 6 vs. SF
B. Cunningham	18	Week 8 @ KC
T. Austin	18	Week 2 @ TB
Z. Stacy	16	Week 3 vs. DAL
B. Cunningham	14t	Week 5 @ PHI
Z. Stacy	14	Week 5 @ PHI
Several Players	12	(last) Week 4 @ PHI

### PASS ATTEMPTS

	<b>NO.</b>	<b>OPPONENT</b>
A. Davis	49	Week 5 @ PHI
A. Davis	42	Week 6 vs. SF
A. Davis	40	Week 3 vs. DAL
A. Davis	29	Week 2 @ TB
A. Davis	25	Week 8 @ KC
A. Davis	23	Week 1 vs. MIN
A. Davis	21	Week 7 vs. SEA

### PASS COMPLETIONS

	<b>NO.</b>	<b>OPPONENT</b>
A. Davis	30	Week 3 vs. DAL
A. Davis	29	Week 5 @ PHI
A. Davis	21	Week 6 vs. SF
A. Davis	22	Week 2 @ TB
A. Davis	18	Week 7 vs. SEA
A. Davis	16	Week 1 vs. MIN

### PASSING YARDS

	<b>YDS.</b>	<b>OPPONENT</b>
A. Davis	375	Week 5 @ PHI
A. Davis	327	Week 3 vs. DAL
A. Davis	236	Week 6 vs. SF
A. Davis	235	Week 2 @ TB
A. Davis	192	Week 1 vs. MIN
A. Davis	160	Week 8 @ KC

### RECEPTIONS

	<b>NO.</b>	<b>OPPONENT</b>
B. Quick	7	(last) Week 2 @ TB
J. Cook	7	Week 3 vs. DAL
L. Kendricks	6	Week 3 vs. DAL
B. Cunningham	5	Week 7 vs. SEA
B. Quick	5	Week 5 @ PHI
K. Britt	5	Week 3 vs. DAL
Z. Stacy	5	Week 3 vs. DAL
Several Players	4	(last) Week 6 vs. SF

### RECEIVING YARDS

	<b>YDS.</b>	<b>OPPONENT</b>
B. Quick	99	Week 1 vs. MIN
B. Quick	87	Week 5 @ PHI
J. Cook	75	Week 3 vs. DAL
J. Cook	74	Week 6 vs. SF
B. Quick	74	Week 2 @ TB
K. Britt	69	Week 3 vs. DAL
K. Britt	68	Week 5 @ PHI
B. Quick	62	Week 3 vs. DAL

### LONGEST RECEPTION

	<b>YDS.</b>	<b>OPPONENT</b>
B. Quick	51t	Week 3 vs. DAL
K. Britt	43	Week 8 @ KC
B. Quick	43	Week 5 @ PHI
J. Cook	39	Week 6 vs. SF
K. Britt	38	Week 3 vs. DAL
K. Britt	32	Week 5 @ PHI
K. Britt	30t	Week 5 @ PHI
C. Givens	30	Week 7 vs. SEA
T. Austin	28	Week 1 vs. MIN
C. Givens	27	Week 1 vs. MIN
A. Pettis	27	Week 2 @ TB
L. Kendricks	22t	Week 6 vs. SF

### FIELD GOALS

	<b>NO.</b>	<b>OPPONENT</b>
G. Zuerlein	4	Week 2 @ TB
G. Zuerlein	2	Week 1 vs. MIN
G. Zuerlein	1	(last) Week 6 vs. SF

### LONGEST FIELD GOAL

	<b>YDS.</b>	<b>OPPONENT</b>
G. Zuerlein	56	Week 1 vs. MIN
G. Zuerlein	46	(last) Week 2 @ TB
G. Zuerlein	38	(last) Week 6 vs. SF

### MOST KICKOFF RETURNS

	<b>NO.</b>	<b>OPPONENT</b>
B. Cunningham	5	Week 5 @ PHI
B. Cunningham	2	(last) Week 8 @ KC
C. Givens	2	(last) Week 3 vs. DAL
T. Austin	1	Week 8 @ KC
C. Givens	1	Week 1 vs. MIN

### LONGEST KICKOFF RETURN

	<b>YDS.</b>	<b>OPPONENT</b>
B. Cunningham	75	Week 7 vs. SEA
B. Cunningham,	41	Week 8 @ KC
B. Cunningham	31	(last) Week 6 vs. SF
C. Givens	29	Week 3 vs. DAL
C. Givens	26	Week 1 vs. MIN
C. Givens	22	Week 2 @ TB

### MOST PUNT RETURNS

	<b>NO.</b>	<b>OPPONENT</b>
T. Austin	5	Week 1 vs. MIN
T. Austin	2	(last) Week 8 @ KC

### LONGEST PUNT RETURN

	<b>YDS.</b>	<b>OPPONENT</b>
S. Bailey	90t	Week 7 vs. SEA
T. Austin	38	Week 8 @ KC
T. Austin	24	Week 1 vs. MIN
T. Austin	12	Week 6 vs. SF



## 2014 OPPONENTS BESTS

### RUSHING ATTEMPTS

	NO.	OPPONENT
L. McCoy	24	Week 5 @ PHI
D. Murray	24	Week 3 vs. DAL
B. Rainey	22	Week 2 @ TB
A. Peterson	21	Week 1 vs. MIN
M. Lynch	18	Week 7 vs. SEA
F. Gore	16	Week 6 vs. SF
K. Davis	16	Week 8 @ KC
J. Charles	13	Week 8 @ KC

### RUSHING YARDS

	YDS.	OPPONENT
B. Rainey	144	Week 2 @ TB
R. Wilson	107	Week 7 vs. SEA
C. Patterson	101	Week 1 vs. MIN
D. Murray	100	Week 3 vs. DAL
L. McCoy	81	Week 5 @ PHI
J. Charles	73	Week 8 @ KC

### YARDS PER CARRY (MIN. 10 ATT.)

	YDS.	OPPONENT
B. Rainey	6.5	Week 2 @ TB
J. Charles	5.6	Week 8 @ KC
D. Murray	4.2	Week 3 vs. DAL
A. Peterson	3.6	Week 1 vs. MIN
L. McCoy	3.4	Week 5 @ PHI
M. Lynch	2.9	Week 7 vs. SEA

### LONGEST RUSH

	YDS.	OPPONENT
C. Patterson	67t	Week 1 vs. MIN
R. Wilson	52	Week 7 vs. SEA
D. Murray	44	Week 3 vs. DAL
J. Charles	36t	Week 8 @ KC
B. Rainey	31	Week 2 @ TB
D. Sproles	25	Week 5 @ PHI
C. Kaepernick	23	Week 6 vs. SF
L. McCoy	19	Week 5 @ PHI
A. Peterson	17	Week 1 vs. MIN

### PASS ATTEMPTS

	NO.	OPPONENT
N. Foles	37	Week 5 @ PHI
R. Wilson	36	Week 7 vs. SEA
C. Kaepernick	36	Week 6 vs. SF
M. Cassel	25	Week 1 vs. MIN
T. Romo	23	Week 3 vs. DAL
J. McCown	21	Week 2 @ TB

### PASS COMPLETIONS

	NO.	OPPONENT
A. Smith	24	Week 8 @ KC
N. Foles	24	Week 5 @ PHI
R. Wilson	23	Week 7 vs. SEA
C. Kaepernick	22	Week 6 vs. SF
T. Romo	18	Week 3 vs. DAL
M. Cassel	17	Week 1 vs. MIN
J. McCown	16	Week 2 @ TB

### PASSING YARDS

	YDS.	OPPONENT
C. Kaepernick	343	Week 6 vs. SF
R. Wilson	313	Week 7 vs. SEA
A. Smith	226	Week 8 @ KC
T. Romo	217	Week 3 vs. DAL
N. Foles	207	Week 5 @ PHI
J. McCown	179	Week 2 @ TB
M. Cassel	170	Week 1 vs. MIN

### RECEPTIONS

	NO.	OPPONENT
A. Boldin	7	Week 6 vs. SF
D. Baldwin	7	Week 7 vs. SEA
D. Bowe	6	Week 8 @ KC
D. Bryant	6	Week 3 vs. DAL
G. Jennings	6	Week 1 vs. MIN
S. Johnson	5	Week 6 vs. SF
J. Maclin	5	Week 5 @ PHI
Several Players	4	(last) Week 8 @ KC

### RECEIVING YARDS

	YDS.	OPPONENT
D. Baldwin	123	Week 7 vs. SEA
A. Boldin	94	Week 6 vs. SF
D. Bryant	89	Week 3 vs. DAL
B. Lloyd	80	Week 6 vs. SF
J. Maclin	76	Week 5 @ PHI
D. Bowe	64	Week 8 @ KC
C. Helfet	61	Week 7 vs. SEA
G. Jennings	58	Week 1 vs. MIN
S. Johnson	53	Week 6 vs. SF
V. Jackson	51	Week 2 @ TB
J. Kearse	50	Week 7 vs. SEA
M. Crabtree	49	Week 6 vs. SF
M. Evans	49	Week 2 @ TB
J. Witten	49	Week 3 vs. DAL

### LONGEST RECEPTION

	YDS.	OPPONENT
B. Lloyd	80t	Week 6 vs. SF
D. Bryant	68t	Week 3 vs. DAL
D. Baldwin	49	Week 7 vs. SEA
M. Crabtree	32t	Week 6 vs. SF
J. Charles	30	Week 8 @ KC
M. Evans	29	Week 2 @ TB
J. Kearse	29	Week 7 vs. SEA
A. Boldin	28	Week 6 vs. SF
J. Maclin	24t	Week 5 @ PHI
A. Sherman	24	Week 8 @ KC
B. Myers	24	Week 2 @ TB
J. Maclin	23	Week 5 @ PHI
C. Helfet	22	Week 7 vs. SEA
R. Ellison	22	Week 1 vs. MIN
V. McDonald	21	Week 6 vs. SF
Several Players	20	(last) Week 6 vs. SF

### FIELD GOALS

	NO.	OPPONENT
C. Santos	2	Week 8 @ KC
S. Hauschka	2	Week 7 vs. SEA
C. Parkey	2	Week 5 @ PHI
D. Bailey	2	Week 3 vs. DAL
B. Walsh	2	Week 1 vs. MIN
P. Dawson	1	Week 6 vs. SF
P. Murray	1	Week 2 @ TB

### LONGEST FIELD GOAL

	YDS.	OPPONENT
P. Dawson	54	Week 6 vs. SF
C. Santos	53	Week 8 @ KC
B. Walsh	52	Week 1 vs. MIN
B. Walsh	46	Week 1 vs. MIN
D. Bailey	40	Week 3 vs. DAL

### MOST KICKOFF RETURNS

	NO.	OPPONENT
S. Patton	3	Week 2 @ TB
D. Harris	3	Week 3 vs. DAL
B. Walters	2	Week 7 vs. SEA
C. Patterson	2	Week 1 vs. MIN
D. Sproles	1	Week 5 @ PHI
C. Owusu	1	Week 2 @ TB

### LONGEST KICKOFF RETURN

	YDS.	OPPONENT
K. Davis	99t	Week 8 @ KC
C. Owusu	45	Week 2 @ TB
C. Patterson	29	Week 1 @ HOU
B. Walters	27	Week 7 vs. SEA
D. Harris	25	Week 3 vs. DAL

### MOST PUNT RETURNS

	NO.	OPPONENT
D. Thomas	4	Week 8 @ KC
B. Ellington	4	Week 6 vs. SF
B. Walters	2	Week 7 vs. SEA
Several Players	1	(last) Week 7 vs. SEA

### LONGEST PUNT RETURN

	YDS.	OPPONENT
D. Thomas	14	Week 8 @ KC
B. Ellington	13	Week 6 vs. SF
B. Walters	10	Week 7 vs. SEA
M. Sherels	6	Week 1 vs. MIN

## THE LAST TIME...

### Team Totals

#### SHUTOUT

RAMS: 20-0, @ Oakland (12/17/06)  
OPP: 27-0, @ Pittsburgh (12/24/11)

#### 40 POINTS

RAMS: 42, vs. Chicago (11/24/13)  
OPP: 45, vs. New England (10/28/12)

#### 50 POINTS

RAMS: 57, @ San Diego (10/1/00)  
OPP: 54, @ Kansas City (10/22/00)

#### OVERTIME WIN

RAMS: 16-13, vs. San Francisco (12/2/12)  
OPP: 19-13, @ Arizona (11/6/11)

#### TWO-POINT ATTEMPT MADE

RAMS: *Isaiah Pead pass from Kellen Clemens, vs. Chicago (11/24/13)*  
OPP: *Coby Fleener pass from Andrew Luck, @ Indianapolis (11/10/13)*

#### TWO-POINT ATTEMPT FAILED

RAMS: *Kellen Clemens pass failed, at Seattle (12/29/13)*  
OPP: *Russell Wilson failed, vs. St. Louis (10/19/14)*

#### SAFETY RECORDED

RAMS: *Eugene Sims tackled Mike Tolbert in the end zone, @ Carolina (10/20/13)*  
OPP: *John Abraham sacked Kellen Clemens in the end zone, @ Arizona (12/8/13)*

### Offensive Totals

#### 200 YARDS IN RUSHING OFFENSE

RAMS: 258, vs. Chicago (11/24/13)  
OPP: 219, vs. San Francisco (9/26/13)

#### 300 YARDS IN RUSHING OFFENSE

RAMS: 337, vs. Carolina (11/11/01)  
OPP: 352, @ Philadelphia (10/5/14)

#### 400 YARDS IN TOTAL OFFENSE

RAMS: 466, @ Philadelphia (10/5/14)  
OPP: 463, vs. St. Louis, (10/19/14)

#### 500 YARDS IN TOTAL OFFENSE

RAMS: 524, vs. San Diego (10/10/02)  
OPP: 553, vs. Baltimore (9/25/11)

#### 600 YARDS IN TOTAL OFFENSE

RAMS: 614, vs. San Diego (10/1/00)  
OPP: *Never Happened*

#### 100 YARDS RUSHING

RAMS: 104, Zac Stacy, vs. Tampa Bay (12/22/13)  
OPP: 106, Russel Wilson vs. St. Louis, (10/19/14)

#### 200 YARDS RUSHING

RAMS: 202, Marshall Faulk, @ Carolina (12/23/01)  
OPP: 212, Adrian Peterson, vs. Minnesota (12/16/12)

#### 300 YARDS PASSING

RAMS: 375, Austin Davis , @ Philadelphia (10/5/14)  
OPP: 313, Russel Wilson vs. St. Louis, (10/19/14)

#### 400 YARDS PASSING

RAMS: 442, Marc Bulger, @ NY Giants (10/2/05)  
OPP: 421, Mark Brunell, vs. Jacksonville (10/20/96)

## THE LAST TIME...

### Offensive Totals (cont.)

#### 100 YARDS RECEIVING

RAMS: 138, Tavon Austin, @ Indianapolis (11/10/13)  
OPP: 123, Doug Baldwin, @ St. Louis (10/19/14)

#### 200 YARDS RECEIVING

RAMS: 200, Torry Holt, @ San Francisco (11/3/03)  
OPP: 204, Plaxico Burress, @ NY Giants (10/2/05)

#### 300 YARDS RECEIVING

RAMS: 336 (NFL RECORD), Willie "Flipper" Anderson, vs. New Orleans (11/26/89)  
OPP: *Never Happened*

#### THREE TOUCHDOWNS IN A GAME

RAMS: Tavon Austin (2 receiving, 1 return), @ Indianapolis (11/10/13)  
OPP: Maurice Jones-Drew (3 rushing), @ Jacksonville (10/18/09)

#### THREE RUSHING TOUCHDOWNS IN A GAME

RAMS: Steven Jackson, vs. Dallas (10/19/08)  
OPP: Maurice Jones-Drew, @ Jacksonville (10/18/09)

#### THREE RECEIVING TOUCHDOWNS IN A GAME

RAMS: Torry Holt, vs. Seattle (10/15/06)  
OPP: Torrey Smith, vs. Baltimore (9/25/11)

#### THREE PASSING TOUCHDOWNS IN A GAME

RAMS: Austin Davis, @ Philadelphia (10/5/14)  
OPP: Colin Kaepernick, vs. San Francisco (10/13/14)

#### FOUR TOUCHDOWNS IN A GAME

RAMS: Steven Jackson (3 rushing, 1 receiving), @ Minnesota (12/31/06)  
OPP: Ron Moore (4 rushing), @ Phoenix (12/4/93)

#### FOUR RUSHING TOUCHDOWNS IN A GAME

RAMS: Marshall Faulk, vs. Minnesota (12/10/00)  
OPP: Ron Moore, @ Phoenix (12/4/93)

#### FOUR RECEIVING TOUCHDOWNS IN A GAME

RAMS: Isaac Bruce, vs. San Francisco (10/10/99)  
OPP: Mike Ditka, vs. Chicago (10/13/63)

#### FOUR PASSING TOUCHDOWNS IN A GAME

RAMS: Marc Bulger, vs. San Diego (11/10/02)  
OPP: Tom Brady, vs. New England (10/28/12)

#### FIVE PASSING TOUCHDOWNS IN A GAME

RAMS: Kurt Warner, vs. San Francisco (10/10/99)  
OPP: Dan Marino, vs. Miami (12/14/86)

#### TWO 100-YARD RECEIVERS, SAME GAME

RAMS: 167, Isaac Bruce vs. Washington (12/24/06)  
102, Steven Jackson  
OPP: 132, M.Williams @ Tampa Bay (12/23/12)  
108, V.Jackson

#### THREE 100-YARD RECEIVERS, SAME GAME

RAMS: 167, Isaac Bruce @ San Diego (10/1/00)  
114, Marshall Faulk  
104, Az-Zahir Hakim  
OPP: 106, DeSean Jackson @ Philadelphia (9/7/08)  
104, Greg Lewis  
102, Hank Baskett

## THE LAST TIME...

### Offensive Totals (cont.)

#### 100-YARD RUSHER, 100-YARD RECEIVER, SAME GAME

RAMS:	Steven Jackson	139 rushing	@ Arizona (11/25/12)
	Chris Givens	115 receiving	
OPP:	Russel Wilson	106 rushing	vs. St. Louis, (10/19/14)
	Doug Baldwin	123 receiving	

#### TWO 100-YARD RUSHERS, SAME GAME

RAMS:	183, Marshall Faulk, vs. Carolina (11/11/01)		
	145, Trung Candidate		
OPP:	136, Clinton Portis, vs. Washington (12/4/05)		
	118, Rock Cartwright		

#### 300-YARD PASSER, 100-YARD RECEIVER, SAME GAME

RAMS:	Sam Bradford	352 passing	@ Atlanta (9/15/13)
	Chris Givens	105 receiving	
OPP:	Russell Wilson	313 passing	vs. Seattle (10/19/14)
	Doug Baldwin	123 receiving	

#### 300-YARD PASSER, 100-YARD RECEIVER, 100-YARD RUSHER, SAME GAME

RAMS:	Marc Bulger	388 passing	vs. Washington (12/24/06)
	Isaac Bruce	148 receiving	
	Steven Jackson	102 receiving	
	Steven Jackson	150 rushing	
OPP:	Russell Wilson	313 passing	vs. Seattle (10/19/14)
	Doug Baldwin	123 receiving	
	Russell Wilson	106 rushing	

#### 300-YARD PASSER, TWO 100-YARD RECEIVERS, SAME GAME

RAMS:	Marc Bulger	388 passing	vs. Washington (12/24/06)
	Isaac Bruce	148 receiving	
	Steven Jackson	102 receiving	
OPP:	Josh Freeman	372 passing	@ Tampa Bay (12/23/12)
	Mike Williams	132 receiving	
	Vincent Jackson	108 receiving	

#### 300-YARD PASSER, THREE 100-YARD RECEIVERS, SAME GAME

RAMS:	Kurt Warner	390 passing	@ San Diego (10/1/00)
	Isaac Bruce	167 receiving	
	Marshall Faulk	116 receiving	
	Az-Zahir Hakim	104 receiving	
OPP:	Donovan McNabb	361 passing	@ Philadelphia (9/7/08)
	DeSean Jackson	106 receiving	
	Greg Lewis	104 receiving	
	Hank Baskett	102 receiving	

#### 300-YARD PASSER, 100-YARD RUSHER, TWO 100-YARD RECEIVERS, SAME GAME

RAMS:	Marc Bulger	388 passing	vs. Washington (12/24/06)
	Steven Jackson	150 rushing	
	Isaac Bruce	148 receiving	
	Steven Jackson	102 receiving	
OPP:	David Garrad	335 passing	@ Jacksonville (10/18/09)
	M. Jones-Drew	133 rushing	
	Mike Sims-Walker	120 receiving	
	Torry Holt	101 receiving	

#### 300-YARD PASSER, 100-YARD RUSHER, THREE 100-YARD RECEIVERS, SAME GAME

RAMS:	Kurt Warner	390 passing	@ San Diego (10/1/00)
	Justin Watson	102 rushing	
	Isaac Bruce	167 receiving	
	Marshall Faulk	116 receiving	
	Az-Zahir Hakim	104 receiving	
OPP:	<i>Never Happened</i>		

### Defensive Totals

#### SIX OR MORE TEAM SACKS IN A GAME

RAMS:	7, vs. Tampa Bay (12/22/13)
OPP:	7, @ Kansas City (10/26/14)

#### THREE OR MORE INDIVIDUAL SACKS IN A GAME

RAMS:	3, Robert Quinn, vs. Tampa Bay (12/22/13)
OPP:	3, Justin Houston, @ Kansas City (10/26/14)

## THE LAST TIME...

### Defensive Totals (cont.)

#### TWO INTERCEPTIONS IN A GAME

RAMS: 2, Janoris Jenkins, @ Arizona (11/23/12)  
OPP: 2, K. Lewis, vs. Kansas City (12/19/10)

#### THREE INTERCEPTIONS IN A GAME

RAMS: 3, Keith Lyle, @ Atlanta (12/15/96)  
OPP: 3, Ron Bolton, @ Cleveland (11/27/77)

#### INTERCEPTION RETURNED FOR A TOUCHDOWN

RAMS: 25, Janoris Jenkins, vs. Dallas (9/21/14)  
OPP: 20, Dontae Johnson vs. San Francisco, (10/13/14)

#### FUMBLE RETURNED FOR A TOUCHDOWN

RAMS: 31, Robert Quinn, vs. Chicago (11/24/13)  
OPP: 1, Cedric Thornton, @ Philadelphia (10/5/14)

### Special Teams Totals

#### KICKOFF RETURNED FOR A TOUCHDOWN

RAMS: 99, Chris Johnson, vs. Seattle (11/25/07)  
OPP: 99, Knile Davis, @ Kansas City (10/26/14)

#### PUNT RETURNED FOR A TOUCHDOWN

RAMS: 90, Stedman Bailey, vs. Seattle (10/19/14)  
OPP: 80, Patrick Peterson, vs. Arizona (11/27/11)

#### PUNT BLOCKED

RAMS: T.J. McDonald (M. Koenen), @ Tampa Bay (9/14/14)  
OPP: James Casey (Hekker), @ Philadelphia (10/5/14)

#### BLOCKED PUNT RETURNED FOR A TOUCHDOWN

RAMS: Brandon Chillar, vs. Jacksonville (10/30/05)  
*29-yard return of Chris Hanson punt; Blocked by Drew Wahlroos*  
OPP: Chris Maragos, @ Philadelphia (10/5/14)  
*10-yard return of Johnny Hekker punt; Blocked by James Casey*

#### FIELD GOAL ATTEMPT BLOCKED

RAMS: T.J. McDonald (P. Murray), @ Tampa Bay (9/14/14)  
OPP: Calais Campbell (J. Brown), @ Arizona (11/6/11)

#### BLOCKED FIELD GOAL ATTEMPT RETURNED FOR A TOUCHDOWN

RAMS: LeRoy Irvin, vs. San Francisco (9/14/86)  
*65-yard return of Ray Wersching 44-yard attempt; Blocked by Jerry Gray; Mike Wilcher recovered and lateraled to Irvin*  
OPP: Kevin Ross, vs. Atlanta (10/12/95)  
*83-yard return of Steve McLaughlin 28-yard attempt; Blocked by Roger Harper*

#### FOUR OR MORE FIELD GOALS

RAMS: 4, Greg Zuerlein, vs. Arizona (9/9/13)  
OPP: 5, Blair Walsh, vs. Minnesota (12/16/12)

#### PAT BLOCKED

RAMS: Jimmy Kennedy (Peterson), @ San Francisco (12/2/03)  
OPP: Dana Stubblefield, @ San Francisco (11/26/95)

#### PAT ATTEMPT FAILED

RAMS: Josh Brown, @ Denver (11/28/10)  
OPP: Josh Scobee, vs. Jacksonville (10/18/09)

## 2014 EXPLOSIVES

### PASS EXPLOSIVES (20+ Yards)

#### St. Louis Rams

<u>YDS</u>	<u>RECEIVER</u>	<u>PASSER</u>	<u>QTR</u>	<u>DATE</u>	<u>TEAM</u>
51t	B. Quick	A. Davis	2	9/21	DAL
43	K. Britt	A. Davis	1	10/26	@KC
43	B. Quick	A. Davis	4	10/5	@ PHI
39	J. Cook	A. Davis	1	10/13	vs. SF
38	K. Britt	A. Davis	3	9/21	DAL
32	K. Britt	A. Davis	2	10/5	@ PHI
30t	K. Britt	A. Davis	4	10/5	@ PHI
30	C. Givens	A. Davis	4	10/19	SEA
28	T. Austin	A. Davis	4	9/7	MIN
27	C. Givens	A. Davis	4	9/7	MIN
27	A. Pettis	A. Davis	4	9/14	@ TB
26	J. Cook	A. Davis	3	9/7	MIN
25	B. Quick	A. Davis	3	10/5	@ PHI
23	B. Quick	S. Hill	1	9/7	MIN
22t	L. Kendricks	A. Davis	1	10/13	vs. SF
22	L. Kendricks	A. Davis	1	10/5	@ PHI
22	J. Cooks	A. Davis	3	9/14	@ TB
21	B. Quick	S. Hill	2	9/7	MIN
20	S. Bailey	A. Davis	4	10/26	@KC

#### Opponents

<u>YDS</u>	<u>RECEIVER</u>	<u>PASSER</u>	<u>QTR</u>	<u>DATE</u>	<u>TEAM</u>
80t	B. Lloyd	C. Kaepernick	2	10/13	vs. SF
68t	D. Braynt	T. Romo	3	9/21	DAL
49	D. Baldwin	R. Wilson	1	10/19	SEA
32t	M. Crabtree	C. Kaepernick	3	10/13	vs. SF
30	J. Charles	A. Smith	3	10/26	@KC
29	J. Kearse	R. Wilson	4	10/19	SEA
29	M. Evans	J. McCown	4	9/14	@ TB
28	A. Boldin	C. Kaepernick	1	10/13	vs. SF
24t	J. Maclin	N. Foles	3	10/5	@ PHI
24	B. Myers	J. McCown	2	9/14	@ TB
24	A. Sherman	A. Smith	3	10/26	@KC
23	J. Maclin	N. Foles	2	10/5	@ PHI
22	D. Baldwin	R. Wilson	4	10/19	SEA
22	C. Helfet	R. Wilson	2	10/19	SEA
22	R. Ellison	M. Cassel	4	9/7	MIN
21	V. McDonald	C. Kaepernick	1	10/13	vs. SF
20	C. Helfet	R. Wilson	2	10/19	SEA
20	S. Johnson	C. Kaepernick	3	10/13	vs. SF
20	V. Jackson	J. McCown	3	9/14	@ TB
20	T. Williams	T. Romo	4	9/21	DAL

## 2014 EXPLOSIVES

### RUN EXPLOSIVES (10+ Yards)

#### St. Louis Rams

<u>YDS</u>	<u>RUSHER</u>	<u>QTR</u>	<u>DATE</u>	<u>TEAM</u>
28	T. Mason	1	10/19	SEA
24	T. Mason	1	10/13	vs. SF
18	B. Cunningham	3	10/26	@KC
18	T. Austin	1	9/14	@ TB
16	Z. Stacy	4	9/21	DAL
14t	B. Cunningham	3	10/5	@ PHI
14	T. Mason	1	10/26	@KC
14	Z. Stacy	1	10/5	@ PHI
12	Z. Stacy	3	9/14	@ TB
12	Z. Stacy	1	9/21	DAL
12	K. Britt	4	9/14	@ TB
11	A. Davis	1	10/5	@ PHI
11	B. Cunningham	4	10/5	@ PHI
11	B. Cunningham	2	9/14	@ TB

#### Opponents

<u>YDS</u>	<u>RUSHER</u>	<u>QTR</u>	<u>DATE</u>	<u>TEAM</u>
67t	C. Patterson	3	9/7	MIN
52	R. Wilson	4	10/19	SEA
44	D. Murray	3	9/21	DAL
36t	J. Charles	4	10/26	@KC
31	B. Rainey	4	9/14	@ TB
25	D. Sproles	4	10/5	@ PHI
24	B. Rainey	1	9/14	@ TB
23	C. Kapernick	3	10/13	vs. SF
20	D. Murray	2	9/21	DAL
19t	R. Wilson	3	10/19	SEA
19	B. Rainey	2	9/14	@ TB
18	M. Lynch	3	10/19	SEA
18	B. Rainey	3	9/14	@ TB
17	A. Peterson	1	9/7	MIN
16	A. Peterson	3	9/7	MIN
16	T. Romo	4	9/21	DAL
15	K. Davis	4	10/26	@KC
15	A. Smith	3	10/26	@KC
14	D. Murray	2	9/21	DAL
14	N. Foles	4	10/5	@ PHI
13	M. Lynch	1	10/19	SEA
12	C. Patterson	1	9/7	MIN
12	A. Peterson	4	9/7	MIN
10	D. Sproles	1	10/5	@ PHI
10	D. Sproles	2	10/5	@ PHI
10	L. McCoy	3	10/5	@ PHI
10	M. Lynch	3	10/19	SEA

## 2014 EXPLOSIVES

### KICK RETURN EXPLOSIVES (30+ Yards)

St. Louis Rams					Opponents				
<u>YDS</u>	<u>RETURNER</u>	<u>QTR</u>	<u>DATE</u>	<u>TEAM</u>	<u>YDS</u>	<u>RETURNER</u>	<u>QTR</u>	<u>DATE</u>	<u>TEAM</u>
75	B. Cunningham	1	10/19	SEA	99	K.Davis	3	10/26	@KC
41	B. Cunningham	1	10/26	@ KC	45	C. Owusu	3	9/14	@ TB
31	B. Cunningham	1	10/5	@ PHI					

## 2014 EXPLOSIVES

### PUNT RETURN EXPLOSIVES (20+ Yards)

St. Louis Rams					Opponents				
<u>YDS</u>	<u>RETURNER</u>	<u>QTR</u>	<u>DATE</u>	<u>TEAM</u>	<u>YDS</u>	<u>RETURNER</u>	<u>QTR</u>	<u>DATE</u>	<u>TEAM</u>
90t	S. Bailey	2	10/19	SEA	23	D. Sproles	1	10/5	@ PHI
38	T. Austin	4	10/26	@ KC					



## 2014 EXPLOSIVES

### INTERCEPTION RETURN EXPLOSIVES (20+ Yards)

St. Louis Rams					Opponents				
<u>YDS</u>	<u>RETURNER</u>	<u>QTR</u>	<u>DATE</u>	<u>TEAM</u>	<u>YDS</u>	<u>RETURNER</u>	<u>QTR</u>	<u>DATE</u>	<u>TEAM</u>
25t	J. Jenkins	2	9/21	DAL	81t	H. Smith	4	9/7	MIN
					25t	B. Carter	4	9/21	DAL
					20t	D. Johnson	4	10/13	vs. SF

## 2014 EXPLOSIVES

### FUMBLE RETURN EXPLOSIVES (20+ Yards)

St. Louis Rams					Opponents				
<u>YDS</u>	<u>RETURNER</u>	<u>QTR</u>	<u>DATE</u>	<u>TEAM</u>	<u>YDS</u>	<u>RETURNER</u>	<u>QTR</u>	<u>DATE</u>	<u>TEAM</u>
					40	C. Thornton	3	10/5	@ PHI



2014 GAME-BY-GAME | SACKS (NUMBER, YDS.)

PLAYER	MIN	@TB	DAL	@PHI	SF	SEA	@KC	@SF	@ARI	DEN	@SD	OAK	@WAS	ARI	NYG	@SEA	TOTAL
A. Donald		1.0/4				1.0/5											
R. Quinn						1.0/7											
E. Sims						1.0/9											
R. Quinn						1.0/7	2.0/8										

TEAM TOTALS 6.0/33

2014 GAME-BY-GAME | INTERCEPTIONS (NUMBER, YDS.)

PLAYER	MIN	@TB	DAL	@PHI	SF	SEA	@KC	@SF	@ARI	DEN	@SD	OAK	@WAS	ARI	NYG	@SEA	TOTAL
R.McLeod		1															
J. Jenkins			1														
E. Gaines					1												

TEAM TOTALS 3.0



# ST. LOUIS RAMS UPDATED SERIES RECORDS



Records and Numbers Include Regular Season Only

NFC WEST	W	L	T	Win Pct	PF	PA	Long	Long	Current	NOTES
							Win Str	Loss Str	Streak	
Arizona Cardinals	36	34	2	50.0%	1,450	1,389	6	7	L1	Rams 1-0 in postseason
St. Louis Rams	-	-	-	-	-	-	-	-	-	-
San Francisco 49ers	61	62	3	48.4%	2,743	2,857	10	17	L3	Rams 0-1 in postseason
Seattle Seahawks	12	20	0	37.5%	639	716	4	8	W1	Rams 1-0 in postseason
<b>Division Totals</b>	<b>109</b>	<b>116</b>	<b>5</b>	<b>47.4%</b>	<b>4,832</b>	<b>4,962</b>				

NFC NORTH	W	L	T	Pct	PF	PA	Long	Long	Current	NOTES
							Win Str	Loss Str	Streak	
Chicago Bears	35	51	3	39.3%	1,810	2,064	5	8	W1	Rams 1-1 in postseason
Detroit Lions	42	39	1	51.2%	1,606	1,516	12	6	L2	Rams 0-1 in postseason
Green Bay Packers	45	44	2	49.5%	2,095	2,070	11	6	L2	Rams 1-1 in postseason
Minnesota Vikings	14	20	2	38.9%	789	789	3	5	L3	Rams 2-5 in postseason
<b>Division Totals</b>	<b>136</b>	<b>154</b>	<b>8</b>	<b>45.6%</b>	<b>6,300</b>	<b>6,439</b>				

NFC SOUTH	W	L	T	Pct	PF	PA	Long	Long	Current	NOTES
							Win Str	Loss Str	Streak	
Atlanta Falcons	47	27	2	61.8%	1,796	1,279	7	4	L2	Rams 0-1 in postseason
Carolina Panthers	8	11	0	42.1%	392	392	2	4	L1	Rams 0-1 in postseason
New Orleans Saints	40	31	0	56.3%	1,603	1,438	9	7	W2	Rams 1-0 in postseason
Tampa Bay Buccaneers	12	8	0	60.0%	462	396	6	3	W3	Rams 2-0 in postseason
<b>Division Totals</b>	<b>107</b>	<b>77</b>	<b>2</b>	<b>57.5%</b>	<b>4,253</b>	<b>3,505</b>				

NFC EAST	W	L	T	Pct	PF	PA	Long	Long	Current	NOTES
							Win Str	Loss Str	Streak	
Dallas Cowboys	11	13	0	45.8%	498	514	2	3	L3	Rams 5-4 in postseason
New York Giants	25	14	0	64.1%	900	727	6	6	L6	Rams 1-1 in postseason
Philadelphia Eagles	17	19	1	45.9%	706	691	7	5	L5	Rams 2-1 in postseason
Washington Redskins	10	22	1	30.3%	637	786	2	5	W2	Rams 2-2 in postseason
<b>Division Totals</b>	<b>63</b>	<b>68</b>	<b>2</b>	<b>47.4%</b>	<b>2,741</b>	<b>2,718</b>				

<b>NFC TOTALS</b>	<b>416</b>	<b>415</b>	<b>17</b>	<b>49.1%</b>	<b>18,126</b>	<b>17,624</b>				
-------------------	------------	------------	-----------	--------------	---------------	---------------	--	--	--	--

AFC WEST	W	L	T	Pct	PF	PA	Long	Long	Current	NOTES
							Win Str	Loss Str	Streak	
Denver Broncos	7	5	0	58.3%	260	271	2	1	W2	
Kansas City Chiefs	4	7	0	36.4%	189	243	3	6	L6	
Oakland Raiders	4	8	0	33.3%	226	257	2	3	L1	
San Diego Chargers	6	4	0	60.0%	266	263	2	2	W1	
<b>Division Totals</b>	<b>21</b>	<b>24</b>	<b>0</b>	<b>46.7%</b>	<b>941</b>	<b>1,034</b>				

AFC NORTH	W	L	T	Pct	PF	PA	Long	Long	Current	NOTES
							Win Str	Loss Str	Streak	
Baltimore Ravens	2	3	0	40.0%	101	128	2	2	L2	
Cincinnati Bengals	5	7	0	41.7%	228	214	3	3	L2	
Cleveland Browns	10	9	0	52.6%	427	420	4	5	W1	Rams 2-2 in postseason
Pittsburgh Steelers	15	7	2	62.5%	481	436	6	3	L2	Rams 0-1 in postseason
<b>Division Totals</b>	<b>32</b>	<b>26</b>	<b>2</b>	<b>53.3%</b>	<b>1,237</b>	<b>1,198</b>				

AFC SOUTH	W	L	T	Pct	PF	PA	Long	Long	Current	NOTES
							Win Str	Loss Str	Streak	
Houston Texans	2	1	0	66.7%	84	56	1	1	W1	
Indianapolis Colts	18	23	2	41.9%	950	936	4	6	W1	
Jacksonville Jaguars	3	1	0	75.0%	95	78	2	0	W1	
Tennessee Titans	6	5	0	54.5%	229	247	2	2	L2	Rams 1-0 in postseason
<b>Division Totals</b>	<b>29</b>	<b>30</b>	<b>2</b>	<b>47.5%</b>	<b>1,358</b>	<b>1,317</b>				

AFC EAST	W	L	T	Pct	PF	PA	Long	Long	Current	NOTES
							Win Str	Loss Str	Streak	
Buffalo Bills	5	6	0	45.5%	220	262	2	3	W1	
Miami Dolphins	2	10	0	16.7%	218	305	1	6	L3	
New England Patriots	5	6	0	45.5%	205	248	4	2	L4	Rams 0-1 in postseason
New York Jets	9	4	0	69.2%	310	258	7	2	L2	
<b>Division Totals</b>	<b>21</b>	<b>26</b>	<b>0</b>	<b>44.7%</b>	<b>953</b>	<b>1,073</b>				

<b>AFC TOTALS</b>	<b>103</b>	<b>106</b>	<b>4</b>	<b>48.4%</b>	<b>4,489</b>	<b>4,622</b>				
-------------------	------------	------------	----------	--------------	--------------	--------------	--	--	--	--

<b>TOTALS VS. DEFUNCT FRANCHISES</b>	<b>10</b>	<b>5</b>	<b>0</b>	<b>66.7%</b>	<b>478</b>	<b>306</b>				
--------------------------------------	-----------	----------	----------	--------------	------------	------------	--	--	--	--

<b>ALL-TIME TOTALS</b>	<b>529</b>	<b>526</b>	<b>21</b>	<b>49.2%</b>	<b>23,093</b>	<b>22,552</b>				
------------------------	------------	------------	-----------	--------------	---------------	---------------	--	--	--	--

# ST. LOUIS RAMS RECORD WHEN...

	10-YEAR TOTALS			2014		2013		2012		2011		2010		2009		2008		2007		2006		2005		
	W	L	T	Pct	W	L	T	W	L	T	W	L	T	W	L	T	W	L	T	W	L	T		
Overall Record	53	113	1	0.319	2	5	7	9	7	8	1	2	14	7	9	1	15	2	14	3	13	8	6	10
Home	31	53	0	0.369	1	3	5	3	4	4	0	1	7	5	3	0	8	1	7	1	7	4	3	5
Away	22	60	1	0.268	1	2	2	6	3	4	1	1	7	2	6	1	7	1	7	2	6	4	3	5
By Month																								
September	10	27	0	0.270	1	2	1	3	2	2	0	0	3	1	2	0	3	0	4	0	4	2	1	2
October	17	29	0	0.370	1	3	2	1	3	0	1	3	3	3	2	0	4	2	1	0	4	2	2	2
November	11	24	1	0.314	0	0	2	1	1	1	1	3	1	2	1	3	0	5	2	1	1	3	1	2
December	13	31	0	0.295	0	0	2	3	2	0	0	4	2	2	0	4	0	4	1	4	3	2	0	4
January	2	3	0	0.400	0	0	0	0	0	0	0	1	0	1	0	1	0	0	0	0	0	0	1	0
vs. NFC	39	84	1	0.317	2	4	4	7	6	5	1	1	11	5	7	1	11	1	10	3	9	6	3	9
West	18	43	1	0.295	1	1	1	5	4	1	1	0	6	3	3	0	6	0	6	1	5	2	4	1
East	6	13	0	0.316	0	2	0	0	1	0	0	4	1	0	0	1	1	2	0	1	2	0	1	5
North	5	14	0	0.263	0	1	1	0	0	3	0	0	1	0	1	1	3	0	1	0	1	3	1	0
South	10	14	0	0.417	1	0	2	2	1	1	0	1	0	1	3	0	1	0	1	2	2	0	1	1
vs. AFC	13	28	0	0.317	0	0	3	1	1	3	0	1	3	2	2	0	4	1	3	0	4	2	2	3
West	4	5	0	0.444	0	1	0	0	0	0	0	0	0	2	2	0	0	0	0	0	0	2	2	0
East	3	11	0	0.214	0	0	0	0	1	3	0	0	0	0	0	0	1	3	0	0	0	0	0	0
North	1	7	0	0.125	0	0	0	0	0	0	1	3	0	0	0	0	0	0	0	0	4	0	0	0
South	6	6	0	0.500	0	0	3	1	0	0	0	0	0	0	0	4	0	0	0	0	0	0	3	1
Playing Conditions																								
On grass	15	35	1	0.300	1	2	1	3	2	3	1	1	3	2	2	0	6	1	5	1	3	3	2	1
On AstroTurf	20	39	0	0.339	1	3	6	7	5	5	0	1	11	0	0	1	8	0	4	0	0	0	0	0
On synthetic grass	18	39	0	0.316	0	0	0	0	0	0	0	0	5	6	0	1	1	5	2	10	5	5	4	9
Outdoors	15	49	1	0.234	1	2	0	4	2	4	1	1	6	2	3	0	7	1	5	1	6	2	4	3
Indoors	38	64	0	0.373	1	3	7	5	5	4	0	1	8	5	5	1	7	1	9	2	7	6	4	3
Day	48	102	1	0.320	2	4	7	7	6	7	1	2	12	7	8	1	15	2	14	3	12	8	7	5
Night	5	11	0	0.313	0	1	0	2	1	1	0	0	2	0	1	0	0	0	0	0	1	0	1	1
In dark jerseys	36	58	0	0.383	2	3	5	3	5	3	0	2	8	5	3	0	9	1	8	1	9	4	4	5
In white jerseys	17	55	1	0.236	0	2	2	6	2	5	1	0	6	2	6	1	6	1	6	2	4	4	4	1
Week after a win	16	31	0	0.340	0	2	2	4	3	4	0	0	2	2	5	0	1	1	1	2	4	3	1	3
Week after a loss	32	72	0	0.308	2	1	3	5	4	2	0	2	11	5	3	1	13	1	12	2	10	3	5	6
Week after a tie	0	1	0	0.000	0	0	0	0	0	1	0	0	0	0	0	0	0	0	0	0	0	0	0	0
Week after a bye	3	7	1	0.300	0	1	1	0	0	0	1	0	1	0	1	0	1	1	1	0	1	0	1	0
Win coin toss	26	51	1	0.338	2	3	6	4	4	3	1	2	8	2	3	0	5	1	6	1	6	3	4	2
Lose coin toss	26	61	0	0.299	0	2	1	5	3	5	0	0	6	5	6	1	10	1	8	1	7	5	4	3
Rams score on first drive	18	32	1	0.360	1	3	1	0	2	4	1	0	3	3	1	1	3	1	4	1	4	4	3	2
Opp. score on first drive	15	33	0	0.313	2	1	0	5	3	3	0	0	6	2	3	0	5	1	7	1	5	1	4	1
Rams score first	27	43	1	0.386	0	1	4	2	1	5	1	1	5	5	4	1	3	0	5	1	5	6	3	2
Opp. score first	25	68	0	0.269	2	2	3	6	6	3	0	1	9	2	5	0	12	2	9	1	8	2	5	4
Lead at halftime	40	24	1	0.625	2	2	6	0	3	2	1	2	3	6	2	1	4	2	3	3	3	6	2	3
Tied at halftime	3	6	0	0.333	0	0	1	1	0	0	0	0	2	0	1	0	0	0	0	0	0	1	0	1
Trail at halftime	10	80	0	0.111	0	3	0	8	4	6	0	0	11	1	5	0	10	0	11	0	8	2	6	2
Lead after 3 quarters	36	15	1	0.706	1	1	6	0	4	0	1	1	7	3	1	1	2	3	3	1	6	2	1	3
Tied after 3 quarters	4	6	0	0.400	0	0	0	1	0	1	0	0	0	0	0	0	1	0	1	0	1	1	0	2
Trail after 3 quarters	13	91	0	0.125	1	4	1	8	3	7	0	1	13	0	6	0	13	0	10	0	11	1	6	3
Outcome 7 points or less	22	29	1	0.431	2	1	1	3	4	3	1	1	5	0	1	1	4	0	1	1	4	5	3	4
Outcome 3 points or less	13	19	1	0.406	0	1	1	0	3	2	1	1	1	2	3	0	3	0	2	0	2	3	2	1
In overtime	5	4	1	0.556	0	0	0	0	1	0	1	0	1	0	1	0	1	0	0	0	0	1	0	1

# ST. LOUIS RAMS RECORD WHEN...

	10-YEAR TOTALS			2014		2013		2012		2011		2010		2009		2008		2007		2006		2005		
	W	L	T	Pct	W	L	W	L	W	L	T	W	L	W	L	W	L	W	L	W	L	W	L	
Rams score 20 or more points	38	29	1	0.567	1	2	7	2	3	3	1	1	2	6	1	0	2	1	2	2	3	6	5	5
Rams allow 20 or more points	18	94	1	0.161	1	5	3	7	1	7	1	1	12	1	5	0	12	0	12	1	11	4	7	3
Rams held to 20 or less points	19	90	0	0.174	1	3	0	7	3	6	0	1	12	2	9	1	14	1	12	1	11	4	4	2
Opp. held to 20 or less points	37	21	0	0.638	1	0	5	1	6	2	0	1	2	6	4	1	3	2	2	2	2	5	3	3
Outgain opponent	29	35	1	0.453	1	2	1	3	2	2	1	1	4	6	1	1	4	0	4	1	4	6	4	2
Even yardage	0	1	0	0.000	0	0	0	1	0	0	0	0	0	0	0	0	0	0	0	0	0	0	0	0
Out-rush opponent	34	24	0	0.586	0	1	5	3	4	2	0	2	6	4	1	4	1	3	2	3	4	0	4	2
Out-pass opponent	24	51	1	0.320	1	3	1	4	3	3	1	0	8	4	0	1	2	0	6	1	3	6	6	2
+ Turnover margin	35	19	0	0.648	0	0	5	0	5	1	0	1	4	6	1	0	5	2	3	3	1	7	2	4
Even turnover margin	10	22	0	0.313	2	3	2	4	1	0	0	0	3	1	4	1	1	0	2	0	3	1	1	0
- Turnover margin	8	67	1	0.107	0	2	0	5	1	7	1	1	7	0	4	0	8	0	7	0	8	0	5	2
Rams 300+ yards	35	60	1	0.368	1	3	5	5	2	5	1	1	7	5	5	0	6	1	6	2	5	7	5	3
Rams -300 yards	18	47	0	0.277	1	2	2	4	5	3	0	1	7	2	4	1	5	1	8	1	7	1	3	3
Rams 30+ rushes	27	19	1	0.587	0	1	5	2	2	0	1	2	3	4	1	0	3	1	5	1	3	4	0	2
Rams -30 rushes	26	92	0	0.220	2	3	2	7	5	8	0	0	11	3	8	1	12	1	9	2	9	4	8	4
Rams 150+ rushing	13	11	1	0.542	0	0	1	2	2	1	1	1	3	0	1	1	1	1	1	0	1	2	0	1
Rams -150 rushing	39	101	0	0.279	2	5	6	7	5	7	0	1	11	6	8	0	14	1	13	3	11	6	8	5
Time of poss. 30:00+	36	45	1	0.444	1	4	3	2	3	3	1	1	3	7	3	0	5	1	6	2	5	8	5	2
Time of poss. -30:00	17	67	0	0.202	1	1	4	7	4	5	0	1	11	0	6	1	10	1	8	1	7	0	3	4
Rams w/100-yard rusher	44	16	0	0.733	0	0	0	1	0	1	2	2	2	2	1	6	2	3	0	3	5	1	2	0
(Cunningham)	1	0	0	1.000	1	0																		
(Faulk)	27	0	0	1.000																				
(Jackson)	17	16	1	0.515					1	0	1	2	2	2	1	6	2	3	0	2	5	1	2	0
(Leonard)	0	1	0	0.000																				
(Stacy)	2	2	0	0.500			2	2																
Rams w/100-yard receiver	24	23	0	0.511	0	0	0	4	0	0	0	2	0	1	0	0	0	0	1	2	2	5	4	3
(Alexander)	0	1	0	0.000																				
(Amendola)	1	0	1	1.000					1	0	1													
(Austin)	1	0	0	1.000			1	0																
(Avery)	0	1	0	0.000												0	0	0	1					
(Bruce)	5	5	0	0.500																0	1	2	1	0
(Clayton)	0	1	0	0.000										0	1	0	0							
(Cook)	1	0	0	1.000			1	0																
(Curtis)	1	0	0	1.000																		0	0	1
(Gibson)	1	0	0	1.000					1	0	0													
(Givens)	1	1	0	0.500			0	1	1	0	0													
(Hakim)	3	1	0	0.750																				
(Holt)	9	10	0	0.474																				
(Jackson)	1	1	0	0.500																0	0	2	2	2
(Kendricks)	1	1	0	0.500																0	0	0	1	1
(Lloyd)	0	1	0	0.000																				
(McDonald)	0	1	0	0.000																				
Rams w/300-yard passer	10	20	0	0.333	0	1	1	2	0	0	2	1	0	0	0	0	0	0	1	2	2	3	4	1
(Bradford)	2	5	0	0.286	0	1	1	2	0	0	2	1	0											
(Bulger)	6	13	0	0.316																0	0	1	1	2
(Chandler)	0	1	0	0.000																				
(Davis)	0	2	0	0.000	0	2																		
(Fitzpatrick)	1	0	0	1.000																				
(Frerotte)	1	0	0	1.000																				
(Martin)	0	1	0	0.000																				
Opp. 100-yard rusher	12	48	0	0.200	2	2	1	3	1	3	0	0	6	0	2	0	6	2	6	0	2	4	6	1
Opp. 100-yard receiver	20	31	0	0.392	1	0	3	2	2	4	0	0	5	3	1	0	5	0	3	2	6	3	0	4
Opp. 300-yard-passer	9	16	0	0.360	1	0	4	1	2	3	0	0	2	1	1	0	3	0	2	0	2	0	0	1

## RAMS ALL-TIME PASSING LEADERS

#	Player	Years	Att	Cmp	Yards	Cmp Pct	Yds/Att	TD	TD Pct	Int	Int Pct	LG	Rtg
1	Everett, Jim	1986-93	3,277	1,847	23,758	56.4%	7.25	142	4.33%	123	3.75%	81t	78.1
2	Bulger, Marc	2001-2009	3,145	1,981	22,814	63.0%	7.25	122	3.88%	93	2.96%	80t	85.3
3	Gabriel, Roman	1962-72	3,313	1,705	22,223	51.5%	6.71	154	4.65%	112	3.38%	93t	74.3
4	Van Brocklin, Norm	1949-57	1,897	1,011	16,114	53.3%	8.49	118	6.22%	127	6.69%	84	74.7
5	Warner, Kurt	1998-2003	1,688	1,121	14,447	66.4%	8.56	102	6.04%	65	3.85%	85t	97.2
6	Waterfield, Bob	1945-52	1,618	814	11,893	50.3%	7.35	99	6.12%	128	7.91%	91	62.1
7	<b>Bradford, Sam</b>	<b>2010-present</b>	<b>1,498</b>	<b>873</b>	<b>9,378</b>	<b>58.3%</b>	<b>6.26</b>	<b>45</b>	<b>3.00%</b>	<b>34</b>	<b>2.27%</b>	<b>80t</b>	<b>77.3</b>
8	Ferragamo, Vince	1977-84	1,288	730	9,376	56.7%	7.28	70	5.43%	71	5.51%	85t	74.8
9	Haden, Pat	1976-81	1,363	731	9,296	53.6%	6.82	52	3.82%	60	4.40%	68t	69.6
10	Wade, Bill	1954-60	1,116	602	8,572	53.9%	7.68	56	5.02%	68	6.09%	93	71.0
11	Banks, Tony	1996-98	1,263	685	8,333	54.2%	6.60	36	2.85%	42	3.33%	80t	70.4
12	Harris, James	1973-76	652	361	5,220	55.4%	8.01	33	5.06%	27	4.14%	80	81.2
13	Miller, Chris	1994-95	722	405	4,727	56.1%	6.55	34	4.71%	29	4.02%	72	75.1
14	Hall, Parker	1939-42	721	329	4,013	45.6%	5.57	30	4.16%	67	9.29%	59	38.5
15	Bratkowski, Zeke	1961-63	531	279	3,559	52.5%	6.70	20	3.77%	35	6.59%	84t	58.9
16	Munson, Bill	1964-67	550	287	3,556	52.2%	6.47	21	3.82%	33	6.00%	95t	60.2
17	Martin, Jamie	1993-96, 2001-02, 04-05	430	290	2,966	67.4%	6.90	15	3.49%	19	4.42%	83t	80.2
18	Hadl, John	1973-74	373	188	2,688	50.4%	7.21	27	7.24%	17	4.56%	69	79.3
19	Ryan, Frank	1958-61	373	181	2,674	48.5%	7.17	15	4.02%	23	6.17%	96t	60.1
20	Brock, Dieter	1985	365	218	2,658	59.7%	7.28	16	4.38%	13	3.56%	64t	82.0
21	Green, Trent	1999-2000; 2008	312	183	2,588	58.7%	8.29	16	5.13%	11	3.53%	64	87.9
22	Kemp, Jeff	1981-85	353	173	2,395	49.0%	6.78	14	3.97%	10	2.83%	63t	72.6
23	Hardy, Jim	1946-48	332	159	2,063	47.9%	6.21	21	6.33%	21	6.33%	69	62.6
24	Chandler, Chris	1994, 2004	238	143	1,815	60.1%	7.63	9	3.78%	10	4.20%	72t	79.0
25	Rypien, Mark	1995, 97	256	148	1,718	57.8%	6.71	9	3.52%	10	3.91%	62	73.7
26	<b>Davis, Austin</b>	<b>2012-present</b>	<b>230</b>	<b>150</b>	<b>1,680</b>	<b>65.2%</b>	<b>7.30</b>	<b>10</b>	<b>4.35%</b>	<b>5</b>	<b>2.17%</b>	<b>51t</b>	<b>92.3</b>
27	Dils, Steve	1984-87, 89	250	119	1,383	47.6%	5.53	10	4.00%	9	3.60%	65t	63.1
28	Ruble, T.J.	1993	189	108	1,338	57.1%	7.08	8	4.23%	6	3.17%	54	80.1
29	Frerotte, Gus	2006-07	170	95	1,041	55.9%	6.12	7	4.12%	12	7.06%	38	42.8
30	Snyder, Robert	1937-38	153	61	1,009	39.9%	6.59	9	5.88%	15	9.80%	n/a	42.8
31	Reisz, Albie	1944-46	134	57	923	42.5%	6.89	9	6.72%	13	9.70%	70	49.0
32	Boller, Kyle	2009	176	98	899	55.7%	5.11	3	1.70%	6	3.41%	35	66.6
33	Bono, Steve	1998	136	69	807	50.7%	5.93	5	3.68%	4	2.94%	47	69.1
34	Fitzpatrick, Ryan	2005-06	135	76	777	56.3%	5.76	4	2.96%	8	5.93%	56t	58.2
35	Jaworski, Ron	1974-76	124	54	719	43.5%	5.80	1	0.81%	8	6.45%	42	38.3
36	Pastorini, Dan	1981	152	64	719	42.1%	4.73	2	1.32%	14	9.21%	46	22.9
37	Bartkowski, Steve	1986	126	61	654	48.4%	5.19	2	1.59%	2	1.59%	42	62.7
38	Jacobs, Jack	1942-45	98	46	652	46.9%	6.65	6	6.12%	6	6.12%	67	63.2
39	Slovak, Martin	1939-41	109	57	638	52.3%	5.85	4	3.67%	18	16.51%	n/a	41.9
40	Namath, Joe	1977	107	50	606	46.7%	5.66	3	2.80%	5	4.67%	42	54.5

## RAMS ALL-TIME SCORING LEADERS

#	Player	Years	TD	Ru	Rec	Ret	PAT	FG	2-pt	Saf	Pts
1	Wilkins, Jeff	1997-2007	0	0	0	0	428	265	0	0	1,223
2	Lansford, Mike	1982-90	0	0	0	0	315	158	0	0	789
3	Waterfield, Bob	1945-52	13	13	0	0	315	60	0	0	573
4	Gossett, Bruce	1964-69	0	0	0	0	211	120	0	0	571
5	Faulk, Marshall	1999-2005	85	58	27	0	0	0	7	0	524
6	Bruce, Isaac	1994-2007	84	0	84	0	0	0	3	0	510
7	Ray, David	1969-74	0	0	0	0	167	110	0	0	497
8	Holt, Torry	1999-2008	74	0	74	0	0	0	1	0	446
9	Brown, Josh	2008-2011	0	0	0	0	79	104	0	0	391
10	Jackson, Steven	2004-2012	64	56	8	0	0	0	2	0	388
11	Corral, Frank	1978-81	0	0	0	0	154	75	0	0	379
12	Dickerson, Eric	1983-87	58	56	2	0	0	0	0	0	348
13	Hirsch, Elroy	1949-57	55	1	53	1	9	0	0	0	339
14	Ellard, Henry	1983-93	52	0	48	4	0	0	0	0	312
14	Zendejas, Tony	1991-94	0	0	0	0	114	66	0	0	312
16	Benton, Jim	1938-40, 42, 44-47	45	1	42	2	0	0	0	0	270
16	Snow, Jack	1965-75	45	0	45	0	0	0	0	0	270
18	Towler, Dan	1950-55	44	43	1	0	0	0	0	0	264
19	Tyler, Wendell	1977-82	43	33	10	0	0	0	0	0	258
20	Bass, Dick	1960-69	42	34	7	1	0	0	0	0	252
21	Fears, Tom	1948-56	39	0	38	1	12	1	0	0	249
<b>22</b>	<b>Zuerlein, Greg</b>	<b>2012-present</b>	<b>0</b>	<b>0</b>	<b>0</b>	<b>0</b>	<b>76</b>	<b>57</b>	<b>0</b>	<b>0</b>	<b>247</b>
23	Villanueva, Danny	1960-64	0	0	0	0	111	44	0	0	243
24	Jackson, Harold	1968, 73-77	36	36	0	0	0	0	0	0	216
25	McCutcheon, Lawrence	1972-79	35	23	12	0	0	0	0	0	210
26	Bell, Greg	1987-89	34	31	3	0	0	0	0	0	204
27	Richter, Les	1954-62	0	0	0	0	106	29	0	0	193
28	Hoerner, Dick	1947-51	32	28	4	0	0	0	0	0	192
29	Younger, Paul (Tank)	1949-57	32	31	1	0	0	0	0	0	192
30	Dempsey, Tom	1975-76	0	0	0	0	67	38	0	0	181
31	Arnett, Jon	1957-63	30	19	8	3	0	0	0	0	180
32	Gary, Cleveland	1989-93	29	24	5	0	0	0	0	0	174
33	Boyd, Bob	1950-58	28	0	28	0	0	0	0	0	168
34	Gabriel, Roman	1962-72	28	28	0	0	0	0	0	0	168
35	Josephson, Les	1964-74	28	17	11	0	0	0	0	0	168



## RAMS ALL-TIME RUSHING LEADERS

#	Player	Years	Rush	Yards	Avg	LG	TD
1	Jackson, Steven	2004-2012	2,395	10,135	4.2	59t	56
2	Dickerson, Eric	1983-87	1,525	7,245	4.8	85t	56
3	Faulk, Marshall	1999-2005	1,447	6,959	4.8	71t	58
4	McCutcheon, Lawrence	1972-79	1,435	6,186	4.3	48	23
5	Bass, Dick	1960-69	1,218	5,417	4.4	73t	34
6	Towler, Dan	1950-55	672	3,493	5.2	79t	44
7	Josephson, Les	1964-67, 69-74	797	3,407	4.3	75	17
8	Younger, Paul	1949-57	682	3,296	4.8	75t	17
9	Tyler, Wendell	1977-82	720	3,266	4.5	69t	33
10	Bryant, Cullen	1973-81, 87	802	3,119	3.9	26	20
11	Bettis, Jerome	1993-95	796	3,091	3.9	71t	13
12	Ellison, Willie	1967-72	656	2,901	4.4	80t	20
13	Arnett, Jon	1957-63	688	2,892	4.2	80t	19
14	Gary, Cleveland	1989-93	667	2,634	3.9	63	24
15	Bertelsen, Jim	1972-76	614	2,466	4.0	49	16
16	Bell, Greg	1988-89	568	2,375	4.2	47	31
17	Cappelletti, John	1974-78	632	2,246	3.6	38	15
18	White, Charles	1985-88	504	2,133	4.2	58	14
19	Wilson, Tom	1956-61	389	2,130	5.5	60	8
20	Hoerner, Dick	1947-51	450	2,010	4.5	64	28
21	Smith, Larry	1969-73	473	1,908	4.0	68	11
22	Marconi, Joe	1956-61	398	1,769	4.4	75t	21
23	Drake, John	1937-41	525	1,700	3.2	n/a	24
24	Gehrke, Fred	1940, 45-49	318	1,591	5.0	72t	14
25	Waller, Ron	1955-58	285	1,564	5.5	76	8
26	Quinlan, Volney	1952-56	256	1,510	5.9	74	10
27	Redden, Barry	1982-86	325	1,490	4.6	41t	6
28	Delpino, Robert	1988-92	371	1,370	3.7	36	10
29	Guman, Mike	1980-88	333	1,286	3.9	18	11
30	Phillips, Lawrence	1996-97	376	1,265	3.4	38	4
<b>31</b>	<b>Stacy, Zac</b>	<b>2013-present</b>	<b>316</b>	<b>1,230</b>	<b>3.9</b>	<b>40t</b>	<b>8</b>
32	Matson, Ollie	1959-62	249	1,214	4.9	69t	9
33	Gabriel, Roman	1962-72	315	1,146	3.6	23	28
34	Wilson, Ben	1963-65	328	1,136	3.5	39	7
35	Hall, Parker	1939-42	312	1,052	3.4	n/a	6
36	Peacock, Elvis	1979-80	216	1,001	4.6	36	7
37	Mason, Tommy	1967-70	248	866	3.5	19	4
38	Washington, Ken	1946-48	140	859	6.1	92	8
39	Magnani, Dante	1940-42, 47-78	176	813	4.6	71	1
40	Richardson, Daryl	2013-13	167	690	4.1	53	0

# RAMS ALL-TIME RECEIVING LEADERS

Receptions										Receiving Yards									
#	Player	Years	Rec	Yards	Avg	LG	TD	#	Player	Years	Rec	Yards	Avg	LG	TD				
1	Bruce, Isaac	1994-2007	942	14,109	15.0	80t	84	1	Bruce, Isaac	1994-2007	942	14,109	15.0	80t	83				
2	Holt, Torry	1999-2008	869	12,660	14.6	85t	74	2	Holt, Torry	1999-2008	869	12,660	14.6	85t	74				
3	Ellard, Henry	1983-93	593	9,761	16.5	81t	48	3	Ellard, Henry	1983-93	593	9,761	16.5	81t	48				
4	Faulk, Marshall	1999-2005	470	4,071	8.7	72t	27	4	Hirsch, Elroy	1949-57	343	6,299	18.4	91t	53				
5	Jackson, Steven	2004-2012	407	3,324	8.2	64t	8	5	Snow, Jack	1965-75	340	6,012	17.7	84t	45				
6	Fears, Tom	1948-56	400	5,397	13.5	80t	38	6	Fears, Tom	1948-56	400	5,397	13.5	80t	38				
7	Hirsch, Elroy	1949-57	343	6,299	18.4	91t	53	7	Anderson, Willie	1988-94	259	5,246	20.3	78t	26				
8	Snow, Jack	1965-75	340	6,012	17.7	84t	45	8	Phillips, Jim	1958-65	333	4,953	14.9	93t	27				
9	Phillips, Jim	1958-65	333	4,953	14.9	93t	27	9	Benton, Jim	1938-40, 42, 44-47	275	4,566	16.6	84t	42				
10	Benton, Jim	1938-40, 42, 44-47	275	4,566	16.6	84t	42	10	Faulk, Marshall	1999-2005	470	4,071	8.7	72t	27				
11	Anderson, Willie	1988-94	259	5,246	20.3	78t	26	11	Jackson, Harold	1968, 73-77	200	3,591	18.0	69t	36				
12	Proehl, Ricky	1998-2002	207	2,590	12.5	47	16	12	Jackson, Steven	2004-2012	407	3,324	8.2	64t	8				
13	Bass, Dick	1960-69	204	1,841	9.0	53	7	13	Dennard, Preston	1978-83	189	3,066	16.2	64	21				
14	Jackson, Harold	1968, 73-77	200	3,591	18.0	69t	36	14	Date, Carroll	1960-64	149	2,663	17.9	80t	17				
15	Amendola, Danny	2009-2012	196	1,726	8.8	56	7	15	Proehl, Ricky	1998-2002	207	2,590	12.5	47	16				
16	Josephson, Les	1964-67, 69-74	194	1,970	10.2	58	11	16	Jessie, Ron	1975-79	144	2,386	16.6	58	15				
17	Dennard, Preston	1978-83	189	3,066	16.2	64	21	17	Truax, Billy	1964-70	180	2,177	12.1	59t	18				
18	McCutcheon, Lawrence	1972-79	184	1,683	9.1	50	12	18	Shofner, Del	1957-60	110	2,155	19.6	92t	16				
19	Truax, Billy	1964-70	180	2,177	12.1	59t	18	19	Gibson, Brandon	2009-2012	174	2,090	12.0	41	9				
20	Boyd, Bob	1950-57	176	3,611	20.5	80t	28	20	Hakim, Az-Zahir	1998-2001	148	2,032	13.7	80t	16				
21	Gibson, Brandon	2009-2012	174	2,090	12.0	41	9	21	Josephson, Les	1964-67, 69-74	194	1,970	10.2	58	11				
21	Miller, Willie	1978-82	163	1,729	10.6	85t	15	22	Waddy, Billy	1977-81	120	1,963	16.4	68t	10				
23	Holohan, Pete	1988-90	159	1,625	10.2	31	7	23	Arnett, Jon	1957-63	175	1,911	10.9	75t	8				
24	Delpino, Robert	1988-92	152	1,574	10.4	78	9	24	Bass, Dick	1960-69	204	1,841	9.0	53	7				
25	Clarke, Leon	1956-59	151	1,680	11.1	70t	12	25	Brown, Ron	1984-89, 91	98	1,791	18.3	65t	13				
26	Guman, Mike	1980-88	150	1,433	9.6	60	4	26	McDonald, Tommy	1965-66	122	1,750	14.3	62	11				
27	Date, Carroll	1960-64	149	2,663	17.9	80t	17	27	Miller, Willie	1978-82	163	1,729	10.6	85t	15				
28	Hakim, Az-Zahir	1998-2001	148	2,032	13.7	80t	16	28	Amendola, Danny	2009-2012	196	1,726	8.8	56	7				
29	Conwell, Ernie	1996-2002	146	1,574	10.8	52	10	29	Curtis, Kevin	2003-06	136	1,714	12.6	83t	11				
30	Jessie, Ron	1975-79	144	2,386	16.6	58	15	30	McCutcheon, Lawrence	1972-79	184	1,683	9.1	50	12				
31	Bryant, Cullen	1973-82, 87	142	1,148	8.1	39	3	31	Clarke, Leon	1956-59	151	1,680	11.1	70t	12				
32	Curtis, Kevin	2003-06	136	1,714	12.6	83t	11	32	Cox, Aaron	1988-92	98	1,673	17.1	69t	8				
33	Lee, Amp	1997-99	135	1,514	11.2	62	6	33	Holohan, Pete	1988-90	159	1,625	10.2	31	7				
34	Gary, Cleveland	1989-93	133	855	6.4	60t	6	34	Klein, Bob	1969-77	128	1,606	12.5	44	15				
35	Johnson, Damone	1986-92	132	1,015	7.7	27	18	35	Delpino, Robert	1988-92	152	1,574	10.4	78	9				
36	Klein, Bob	1969-76	128	1,606	12.5	44	15	36	Conwell, Ernie	1996-2002	146	1,574	10.8	52	10				
37	McGee, Buford	1987-91	127	1,008	7.9	25	11	37	Kennison, Eddie	1996-98, 08	96	1,562	16.3	77t	10				
38	Smith, Larry	1969-73	126	1,039	8.2	38	4	38	McKeever, Marlin	1961-66, 71-72	119	1,553	13.1	47t	6				
39	Dickerson, Eric	1983-87	123	912	7.4	37t	2	39	Lee, Amp	1997-99	135	1,514	11.2	62	6				
40	McDonald, Tommy	1965-66	122	1,750	14.3	62	11	40	Casey, Bernie	1967-68	82	1,436	17.5	57t	13				
41	Tyler, Wendell	1977-82	120	1,147	9.6	71t	10	41	Guman, Mike	1980-88	150	1,433	9.6	60	4				
41	Waddy, Billy	1977-81	120	1,963	16.4	68t	10	42	Hill, Drew	1979-84	60	1,347	22.5	74t	10				
43	McKeever, Marlin	1961-66, 71-72	119	1,553	13.1	47t	6	43	Rentzel, Lance	1971-72, 74	83	1,295	15.6	41	7				
44	Hill, David	1983-87	113	1,158	10.2	37	5	44	Hickey, Howard	1941, 45-48	75	1,288	17.2	69	16				
45	Looker, Dane	2002-08	112	1,224	10.9	41	5	45	Avery, Donnie	2008-2010	100	1,263	12.6	69t	8				
46	Shofner, Del	1957-60	110	2,155	19.6	92t	16	46	Looker, Dane	2002-08	112	1,224	10.9	41	5				
47	Drayton, Troy	1993-96	108	1,064	9.9	31	14	47	McDonald, Shaun	2003-06	106	1,215	11.5	52t	4				
48	McDonald, Shaun	2003-06	106	1,215	11.5	52t	4	48	Hill, David	1983-87	113	1,158	10.2	37	5				

## RAMS ALL-TIME YARDS FROM SCRIMMAGE LEADERS

#	Player	Years	Total			Rushing			Receiving		
			Touch	Yards	Avg	Att	Yards	Avg	Rec	Yards	Avg
1	Bruce, Isaac	1994-2007	965	14,259	14.8	23	150	6.5	942	14,109	15.0
2	Jackson, Steven	2004-2012	2,802	13,459	4.8	2,395	10,135	4.2	407	3,324	8.2
3	Holt, Torry	1999-2008	880	12,717	14.5	11	57	5.2	869	12,660	14.6
4	Faulk, Marshall	1999-2005	1,917	11,030	5.8	1,447	6,959	4.8	470	4,071	8.7
5	Ellard, Henry	1983-93	611	9,816	16.1	18	55	3.1	593	9,761	16.5
6	Dickerson, Eric	1983-87	1,648	8,157	4.9	1,525	7,245	4.8	123	912	7.4
7	McCutcheon, Lawrence	1972-79	1,619	7,869	4.9	1,435	6,186	4.3	184	1,683	9.1
8	Bass, Dick	1960-69	1,422	7,258	5.1	1,218	5,417	4.4	204	1,841	9.0
9	Hirsch, Elroy	1949-57	417	6,616	15.9	74	317	4.3	343	6,299	18.4
10	Snow, Jack	1965-75	342	6,015	17.6	2	3	1.5	340	6,012	17.7
11	Fears, Tom	1948-56	405	5,412	13.4	5	15	3.0	400	5,397	13.5
12	Josephson, Les	1964-67, 69-74	991	5,377	5.4	797	3,407	4.3	194	1,970	10.2
13	Anderson, Willie	1988-94	262	5,269	20.1	3	23	7.7	259	5,246	20.3
14	Phillips, Jim	1958-65	333	4,953	14.9	0	0	0.0	333	4,953	14.9
15	Arnett, Jon	1957-63	863	4,803	5.6	688	2,892	4.2	175	1,911	10.9
16	Benton, Jim	1938-40, 42, 44-47	283	4,585	16.2	8	19	2.4	275	4,566	16.6
17	Tyler, Wendell	1977-82	840	4,413	5.3	720	3,266	4.5	120	1,147	9.6
18	Younger, Paul	1949-57	766	4,275	5.6	682	3,296	4.8	84	979	11.7
19	Bryant, Cullen	1973-81, 87	944	4,267	4.5	802	3,119	3.9	142	1,148	8.1
20	Towler, Dan	1950-55	734	4,158	5.7	672	3,493	5.2	62	665	10.7
21	Bettis, Jerome	1993-95	871	3,734	4.3	796	3,091	3.9	75	643	8.6
22	Ellison, Willie	1967-72	746	3,661	4.9	656	2,901	4.4	90	760	8.4
23	Jackson, Harold	1968, 73-77	205	3,608	17.6	5	17	3.4	200	3,591	18.0
24	Boyd, Bob	1950-57	178	3,602	20.2	2	-9	-4.5	176	3,611	20.5
25	Gary, Cleveland	1989-93	800	3,489	4.4	667	2,634	3.9	133	855	6.4
26	Bertelsen, Jim	1972-76	702	3,480	5.0	614	2,466	4.0	88	1,014	11.5
27	Cappelletti, John	1974-78	737	3,193	4.3	632	2,246	3.6	105	947	9.0
28	Dennard, Preston	1978-83	201	3,147	15.7	12	81	6.8	189	3,066	16.2
29	Hoerner, Dick	1947-51	520	3,018	5.8	450	2,010	4.5	70	1,008	14.4
30	Smith, Larry	1969-73	599	2,947	4.9	473	1,908	4.0	126	1,039	8.2
31	Delpino, Robert	1988-92	523	2,944	5.6	371	1,370	3.7	152	1,574	10.4
32	Guman, Mike	1980-88	483	2,719	5.6	333	1,286	3.9	150	1,433	9.6
33	Dale, Carroll	1960-64	150	2,675	17.8	1	12	12.0	149	2,663	17.9
34	Bell, Greg	1988-89	616	2,643	4.3	568	2,375	4.2	48	268	5.6
35	Quinlan, Volney	1952-56	327	2,628	8.0	256	1,510	5.9	71	1,118	15.7
36	Proehl, Ricky	1998-2002	209	2,609	12.5	2	19	9.5	207	2,590	12.5
37	Wilson, Tom	1956-61	435	2,589	6.0	389	2,130	5.5	46	459	10.0
38	Jessie, Ron	1975-79	150	2,438	16.3	6	52	8.7	144	2,386	16.6
39	White, Charles	1985-88	535	2,309	4.3	504	2,133	4.2	31	176	5.7
40	Drake, John	1937-41	566	2,230	3.9	525	1,700	3.2	41	530	12.9
40	Marconi, Joe	1956-61	459	2,230	4.9	398	1,769	4.4	61	461	7.6
42	Truax, Billy	1964-70	180	2,177	12.1	0	0	0.0	180	2,177	12.1
43	Hakim, Az-Zahir	1998-2001	170	2,175	12.8	22	143	6.5	148	2,032	13.7
44	Shofner, Del	1957-60	112	2,146	19.2	2	-9	-4.5	110	2,155	19.6
45	Gehrke, Fred	1940, 45-49	369	2,094	5.7	318	1,591	5.0	51	503	9.9
46	Matson, Ollie	1959-62	314	2,028	6.5	249	1,214	4.9	65	814	12.5
47	Waddy, Billy	1977-81	128	2,027	15.8	8	64	8.0	120	1,963	16.4
48	Waller, Ron	1955-58	326	1,983	6.1	285	1,564	5.5	41	419	10.2
49	Redden, Barry	1982-86	381	1,954	5.1	325	1,490	4.6	56	464	8.3
50	Brown, Ron	1984-89, 91	119	1,918	16.1	21	127	6.0	98	1,791	18.3
51	Amendola, Danny	2009-2012	208	1,813	8.7	12	87	7.3	196	1,726	8.8
52	Lee, Amp	1997-99	203	1,796	8.8	75	282	3.8	128	1,514	11.8

RAMS ALL-TIME ALL-PURPOSE YARDS LEADERS (1941-Present)

#	Player	Years	Total		Rushing		Receiving		Punt Returns		Kickoff Returns						
			Touch	Yards Avg	Att	Yards Avg	Rec	Yards Avg	PR	Yards Avg	KR	Yards Avg					
1	Bruce, Isaac	1994-2007	966	14,311	14.8	23	150	6.5	942	14,109	15.0	1	52	52.0	0	0	0.0
2	Jackson, Steven	2004-2012	2,806	13,538	4.8	2,395	10,135	4.2	407	3,324	8.2	0	0	0.0	4	79	19.8
3	Holt, Torry	1999-2008	883	12,732	14.4	11	57	5.2	869	12,660	14.6	3	15	5.0	0	0	0.0
4	Ellard, Henry	1983-93	765	11,707	15.3	18	55	3.1	593	9,761	16.5	135	1,527	11.3	19	364	19.2
5	Faulk, Marshall	1999-2005	1,919	11,048	5.8	1,447	6,959	4.8	470	4,071	8.7	0	0	0.0	2	18	9.0
6	Bass, Dick	1960-69	1,500	8,936	6.0	1,218	5,417	4.4	204	1,841	9.0	24	263	11.0	54	1,415	26.2
7	Dickerson, Eric	1983-87	1,648	8,157	4.9	1,525	7,245	4.8	123	912	7.4	0	0	0.0	0	0	0.0
8	Arnett, Jon	1957-63	1,042	8,076	7.8	688	2,892	4.2	175	1,911	10.9	75	683	9.1	104	2,590	24.9
9	McCutcheon, Lawrence	1972-79	1,620	7,875	4.9	1,435	6,186	4.3	184	1,683	9.1	0	0	0.0	1	6	6.0
10	Bryant, Cullen	1973-81, 87	1,080	6,734	6.2	802	3,119	3.9	142	1,148	8.1	71	707	10.0	65	1,760	27.1
11	Hirsch, Elroy	1949-57	417	6,606	15.8	74	317	4.3	343	6,289	18.3	0	0	0.0	0	0	0.0
12	Snow, Jack	1965-75	342	6,015	17.6	2	3	1.5	340	6,012	17.7	0	0	0.0	0	0	0.0
13	Brown, Ron	1984-89, 91	288	5,836	20.3	21	127	6.0	98	1,791	18.3	0	0	0.0	169	3,918	23.2
14	Amendola, Danny	2009-2012	415	5,523	13.3	12	87	7.3	196	1,726	8.8	89	934	10.5	118	2,776	23.5
15	Fears, Tom	1948-56	405	5,412	13.4	5	15	3.0	400	5,397	13.5	0	0	0.0	0	0	0.0
16	Anderson, Willie	1988-94	263	5,278	20.1	3	23	7.7	259	5,246	20.3	0	0	0.0	1	9	9.0
17	Josephson, Les	1964-67, 69-74	997	5,068	5.1	797	3,407	4.3	194	1,570	8.1	0	0	0.0	6	91	15.2
18	Tyler, Wendell	1977-82	867	4,983	5.7	720	3,266	4.5	120	1,147	9.6	0	0	0.0	27	570	21.1
19	Phillips, Jim	1958-65	333	4,953	14.9	0	0	0.0	333	4,953	14.9	0	0	0.0	0	0	0.0
20	Hill, Drew	1979-84	236	4,825	20.4	2	18	9.0	60	1,347	22.5	3	22	7.3	171	3,438	20.1
21	Ellison, Willie	1967-72	788	4,672	5.9	656	2,901	4.4	90	760	8.4	0	0	0.0	42	1,011	24.1
22	Benton, Jim	1938-40, 42, 44-47	288	4,605	16.0	8	19	2.4	275	4,566	16.6	0	0	0.0	5	20	4.0
23	Bertelsen, Jim	1972-76	782	4,421	5.7	614	2,466	4.0	88	1,014	11.5	74	821	11.1	6	120	20.0
24	Younger, Paul	1949-57	767	4,299	5.6	682	3,296	4.8	84	979	11.7	0	0	0.0	1	24	24.0
25	Towler, Dan	1950-55	742	4,224	5.7	672	3,493	5.2	62	665	10.7	1	0	0.0	7	66	9.4
26	Delpino, Robert	1988-92	584	4,137	7.1	371	1,370	3.7	152	1,574	10.4	0	0	0.0	61	1,193	19.6
27	Wilson, Tom	1956-61	489	3,999	8.2	389	2,130	5.5	46	459	10.0	3	28	9.3	51	1,382	27.1
28	Smith, Verda	1949-53	399	3,956	9.9	208	664	3.2	59	1,025	17.4	75	814	10.9	57	1,453	25.5
29	Lewis, Woodley	1950-55	282	3,798	13.5	47	188	4.0	21	218	10.4	106	817	7.7	108	2,575	23.8
30	Bettis, Jerome	1993-95	871	3,734	4.3	796	3,091	3.9	75	643	8.6	0	0	0.0	0	0	0.0
31	Boyd, Bob	1950-57	190	3,732	19.6	2	-9	-4.5	176	3,611	20.5	5	26	5.2	7	104	14.9
32	Horne, Tony	1998-2000	156	3,638	23.3	2	6	3.0	4	32	8.0	7	23	3.3	143	3,577	25.0
33	Jackson, Harold	1968, 73-77	205	3,608	17.6	5	17	3.4	200	3,591	18.0	0	0	0.0	0	0	0.0
34	Gary, Cleveland	1989-93	801	3,493	4.4	667	2,634	3.9	133	855	6.4	0	0	0.0	1	4	4.0
35	Hakim, Az-Zahir	1998-2001	285	3,492	12.3	22	143	6.5	148	2,032	13.7	112	1,280	11.4	3	37	12.3
36	Quinlan, Volney	1952-56	358	3,410	9.5	246	1,489	6.1	68	1,084	15.9	20	277	13.9	24	560	23.3
37	Redden, Barry	1982-86	445	3,344	7.5	325	1,490	4.6	56	464	8.3	0	0	0.0	64	1,390	21.7
38	Waller, Ron	1955-58	431	3,294	7.6	285	1,564	5.5	41	419	10.2	57	165	2.9	48	1,146	23.9
39	Cappelletti, John	1974-78	742	3,249	4.4	632	2,246	3.6	105	947	9.0	0	0	0.0	5	56	11.2
40	Dennard, Preston	1978-83	201	3,147	15.7	12	81	6.8	189	3,066	16.2	0	0	0.0	0	0	0.0

## RAMS ALL-TIME INTERCEPTION LEADERS (1940-Present)

#	Player	Years	Int	Yards	Avg	LG	TD
1	Meador, Ed	1959-70	46	547	11.9	38t	5
2	Cromwell, Nolan	1977-87	37	671	18.1	94	4
3	Irvin, LeRoy	1980-89	34	654	19.2	81t	5
4	Lyght, Todd	1991-2000	31	359	11.6	57t	4
5	Sherman, Will	1954-60	28	515	18.4	95t	3
	Williams, Clarence	1965-72	28	428	15.3	65t	2
	Perry, Rod	1975-82	28	386	13.8	83t	4
	Lyle, Keith	1994-2000	28	336	12.0	68	0
9	Elmendorf, Dave	1971-79	27	421	15.6	57t	2
10	Thomas, Pat	1976-82	26	292	11.2	64	1
11	Lewis, Woodley	1950-55	23	416	18.1	45t	1
12	Simpson, Bill	1974-78	22	391	17.8	42	0
	Gray, Jerry	1985-91	22	350	15.9	59t	3
	Atogwe, Oshiomogho	2005-present	22	340	15.5	52t	1
15	Burroughs, Don	1955-59	21	213	10.1	46	0
	Johnson, Johnnie	1980-89	21	419	20.0	99t	4
17	Waterfield, Bob	1945-52	20	265	13.3	40	0
	McCleon, Dexter	1997-2002	20	140	7.0	43	0
19	Robertson, Isaiah	1971-78	18	266	14.8	76	2
20	Lane, Dick	1952-53	17	307	18.1	80	2
	Pardee, Jack	1957-70	17	247	14.5	46t	4
	Jackson, Monte	1975-77	17	259	15.2	46	3
23	Richter, Les	1954-62	16	206	12.9	25	0
	Nettles, Jim	1969-72	16	356	22.3	44	1
25	Williams, Jerry	1949-52	15	175	11.7	25	2
26	Rich, Herb	1951-53	14	307	21.9	97	2
	Britt, Charley	1960-63	14	241	17.2	73	1
	Youngblood, Jim	1973-84	14	262	18.7	36	4
	Bly, Dre'	1999-2002	14	247	17.6	93t	3
30	Matheson, Riley	1939-42, 44-47	12	91	7.6	45	0
	Crow, Lindon	1961-64	12	240	20.0	65t	1
	Stukes, Charlie	1973-74	12	194	16.2	42	0
	Henley, Darryl	1989-94	12	119	9.9	25	0
	Newsome, Vince	1983-90	12	227	18.9	81	1
35	Harmon, Tom	1946-47	11	233	21.2	85	2
	Paul, Don	1948-55	11	173	15.7	32	0
	Hecker, Norb	1951-53	11	215	19.5	50	0
	Baughan, Maxie	1966-70	11	104	9.5	31	0
	Newman, Anthony	1988-94	11	164	14.9	58	1
40	Gehrke, Fred	1940, 45-49	10	108	10.8	41	0
	Sims, George	1949-50	10	83	8.3	27	1
	Dwyer, Jack	1952-55	10	169	16.9	76t	2
	McNeil, Ryan	1997-98	10	164	16.4	75t	2
44	Cason, Jim	1955-56	9	104	11.6	29	1
	Lamson, Chuck	1965-67	9	77	8.56	44t	1
	Howard, Gene	1971-72	9	125	13.9	55	1
	Green, Gary	1984-85	9	172	19.1	60	1
	Butler, Jerametrious	2001-06	9	87	9.7	45	0
	Williams, Aeneas	2001-2004	9	154	17.1	46t	3
50	Keane, Tom	1948-51	8	52	6.5	25t	1
	Bartell, Ron	2005-2011	8	102	12.8	38t	1



*ST. LOUIS*  
**RAMS**

**GAME SUMMARIES**










**WEATHER:** Sunny, 59° - **ATTENDANCE:** 69,596 - **TIME:** 12:02 p.m.

Despite amassing a season-high 466 total yards on offense, the Rams came up short against the Philadelphia Eagles, losing 34-28. The Eagles jumped to a 13-0 lead in the first quarter following a blocked Johnny Hekker punt, the first surrendered in his three-year career, on the first drive of the game and two field goals in Philadelphia's subsequent possessions. On the Eagles' first drive of the second quarter, LB Alec Ogletree forced his eighth career fumble and first of the season, which was recovered by rookie CB E.J. Gaines on the Philadelphia 19-yard line. Gaines showed up again on the next defensive series, intercepting Nick Foles with 10:02 remaining in the half. The play marked his first career interception and led to the Rams' first touchdown on the day, an 8-yard pass from QB Austin Davis to WR Brian Quick. Philadelphia responded at the end of the quarter with an 11-play, 80-yard scoring drive that ended in a 9-yard touchdown pass to WR Riley Cooper. On the Rams' first play of the new half, Davis was sacked at the St. Louis 5-yard line and fumbled the ball, which was recovered by Eagles DL Cedric Thornton in the end zone. With 2:15 remaining in the third quarter, the Eagles extended their lead to 34-7 following a 24-yard touchdown pass. Starting with the ball on their own 21 with 2:10 left in the third, the Rams scored 21 unanswered points. Davis completed 3-of-3 passes and added a 12-yard scramble to set up RB Benny Cunningham's 14-yard touchdown run at the end of the third quarter. A Foles fumble on the ensuing drive was recovered by DT Michael Brockers at the St. Louis 38 and led to the Davis' second touchdown pass – a 30-yarder to WR Kenny Britt, his first touchdown as a Ram. Two drives later, Davis connected with Quick for another touchdown with 4:41 left in regulation. The defense held the Eagles scoreless and forced a punt, which was downed at the St. Louis 7-yard line. On the first play from scrimmage, Davis hit Quick for a 43-yard gain. A series of three incomplete passes ended the drive and sealed the win for the Eagles.

### STARTING LINEUPS

ST. LOUIS RAMS					PHILADELPHIA EAGLES						
TE	89	J.Cook	LDE	95	W.Hayes	WR	14	R.Cooper	DE	91	F.Cox
LT	77	J.Long	LDT	98	K.Langford	LT	71	J.Peters	NT	96	B.Logan
LG	76	R.Saffold R	DT	90	M.Brockers	LG	64	M.Tobin	DE	72	C.Thornton
C	63	S.Wells	RDE	94	R.Quinn	C	63	D.Molk	OLB	98	C.Barwin
RG	69	D.Joseph	RLB	58	J.Dunbar	RG	79	T.Herremans	ILB	59	D.Ryans
RT	72	J.Barksdale	MLB	55	J.Laurinaitis	RT	65	L.Johnson	ILB	50	C.Matthews
TE	46	C.Harkey	LLB	52	A.Ogletree	TE	87	B.Celek	OLB	58	T.Cole
QB	9	A.Davis	LCB	33	E.Gaines	WR	18	J.Maclin	CB	24	B.Fletcher
WR	83	B.Quick	RCB	21	J.Jenkins	WR	81	J.Matthews	CB	26	C.Williams
HB	30	Z.Stacy	FS	23	R.McLeod	RB	25	L.McCoy	S	27	M.Jenkins
TE	88	L.Kendricks	SS	25	T.McDonald	QB	9	N.Foles	S	29	N.Allen

**ST. LOUIS SUBSTITUTIONS:** K 4 G.Zuerlein, P 6 J.Hekker, WR 11 T.Austin, WR 12 S.Bailey, WR 18 A.Pettis, DB 20 L.Joyner, RB 34 C.Reynolds, RB 36 B.Cunningham, S 38 C.Davis, RB 42 T.Watts, LS 44 J.McQuaide, CB 47 M.Roberson, LB 50 R.Armstrong, LB 53 D.Bates, C 61 T.Barnes, T 73 M.Person, OL 79 G.Robinson, WR 81 K.Britt, TE 82 A.Bayer, DT 92 A.Carrington, DL 93 E.Westbrooks, 97 97 E.Sims, DT 99 A.Donald

### SCORING SUMMARY

VISITOR	St. Louis Rams	1	2	3	4	OT	TOTAL	FIELD GOALS
HOME	Philadelphia Eagles	0	7	7	14	0	28	C.Parkey (26) (27)

TEAM	Qtr	Clock Time	Play (Extra Point) (Drive Info)	Visitor		Home
				Visitor	Home	
Eagles	1	14:37	C.Maragos 10 yd. return of blocked punt (C.Parkey kick)	0	7	
Eagles	1	7:42	C.Parkey 26 yd. Field Goal (11-58, 3:50)	0	10	
Eagles	1	3:04	C.Parkey 27 yd. Field Goal (9-38, 2:52)	0	13	
Rams	2	3:23	B.Quick 8 yd. pass from A.Davis (G.Zuerlein kick) (11-84, 6:31)	7	13	
Eagles	2	0:30	R.Cooper 9 yd. pass from N.Foles (C.Parkey kick) (11-80, 2:53)	7	20	
Eagles	3	12:17	C.Thornton fumble recovery in end zone (C.Parkey kick)	7	27	
Eagles	3	2:15	J.Maclin 24 yd. pass from N.Foles (C.Parkey kick) (2-24, 0:10)	7	34	
Rams	3	0:03	B.Cunningham 14 yd. run (G.Zuerlein kick) (5-79, 2:12)	14	34	
Rams	4	9:02	K.Britt 30 yd. pass from A.Davis (G.Zuerlein kick) (10-62, 3:01)	21	34	
Rams	4	4:41	B.Quick 5 yd. pass from A.Davis (G.Zuerlein kick) (6-75, 2:07)	28	34	

### FINAL TEAM STATISTICS

	RAMS	EAGLES	RAMS	EAGLES
TOTAL FIRST DOWNS	29	22	FGs - PATs Had Blocked	0-0
By Rushing	7	7	Net Punting Average	28.6
By Passing	21	13	TOTAL RETURN YARDAGE	7
By Penalty	1	2	No. and Yards Punt Returns	2-7
THIRD DOWN EFFICIENCY	7-14-50%	8-15-53%	No. and Yards Kickoff Returns	5-126
FOURTH DOWN EFFICIENCY	0-1-0%	0-0-0%	No. and Yards Interception Returns	1-0
TOTAL NET YARDS	466	352	PENALTIES Number and Yards	10-82
Total Offensive Plays	76	70	FUMBLES Number and Lost	3-3
Average gain per offensive play	6.1	5.0	TOUCHDOWN	4
NET YARDS RUSHING	125	145	Rushing	1
Total Rushing Plays	23	33	Passing	3
Average gain per rushing play	5.4	4.4	Fumbles	0
Tackles for a loss-number and yards	1-6	5-10	Other (Blocked Kicks, etc.)	0
NET YARDS PASSING	341	207	EXTRA POINTS Made-Attempts	4-4
Times thrown	4-34	0-0	Kicking Made-Attempts	4-4
Gross yards passing	375	207	FIELD GOALS Made-Attempts	0-0
PASS ATTEMPTS-COMP-HAD INT	49-29-0	37-24-1	RED ZONE EFFICIENCY	3-4-75%
Avg gain per pass play	6.4	5.6	GOAL TO GO EFFICIENCY	2-3-67%
KICKOFFS Number-In End Zone-TBs	5-4-4	7-7-2	SAFETIES	0
PUNTS Number and Average	5-33.2	4-40.8	FINAL SCORE	28
Had Blocked	1	0	TIME OF POSSESSION	32:59

### FINAL INDIVIDUAL STATISTICS

ST. LOUIS RAMS							PHILADELPHIA EAGLES								
<b>RUSHING</b>							<b>RUSHING</b>								
B.Cunningham	ATT	YDS	AVG	LG	TD		L.McCoy	ATT	YDS	AVG	LG	TD			
Z.Stacy	11	42	3.8	14	0		D.Sproles	7	51	7.3	25	0			
A.Davis	3	30	10.0	12	0		N.Foles	2	13	6.5	14	0			
T.Watts	3	6	3.0	4	0										
<b>Total</b>	<b>23</b>	<b>125</b>	<b>5.4</b>	<b>14</b>	<b>1</b>		<b>Total</b>	<b>33</b>	<b>145</b>	<b>4.4</b>	<b>25</b>	<b>0</b>			
<b>PASSING</b>							<b>PASSING</b>								
A.Davis	ATT	CMP	YDS	SK/YD	TD	LG	IN	N.Foles	ATT	CMP	YDS	SK/YD	TD	LG	IN
Davis	49	29	375	4/34	3	43	0	Foles	37	24	207	0/0	2	24	1
<b>Total</b>	<b>49</b>	<b>29</b>	<b>375</b>	<b>4/34</b>	<b>3</b>	<b>43</b>	<b>0</b>	<b>Total</b>	<b>37</b>	<b>24</b>	<b>207</b>	<b>0/0</b>	<b>2</b>	<b>24</b>	<b>1</b>
<b>RECEIVING</b>							<b>RECEIVING</b>								
B.Quick	NO	YDS	AVG	LG	TD			J.Maclin	NO	YDS	AVG	LG	TD		
J.Cook	5	87	17.4	43	2			J.Matthews	5	76	15.2	24	1		
Z.Stacy	4	44	11.0	14	0			R.Cooper	4	35	8.8	12	0		
K.Britt	3	68	22.7	32	1			L.McCoy	4	33	8.3	14	1		
A.Pettis	3	29	9.7	16	0			Z.Ertz	3	5	1.3	7	0		
B.Cunningham	3	24	8.0	12	0			B.Celek	3	39	13.0	19	0		
T.Austin	2	33	16.5	22	0			J.Huff	1	4	4.0	4	0		
S.Bailey	2	20	10.0	14	0										
T.Watts	2	12	6.0	11	0			<b>Total</b>	<b>24</b>	<b>207</b>	<b>8.6</b>	<b>24</b>	<b>2</b>		
L.Kendricks	1	22	22.0	22	0										
<b>Total</b>	<b>29</b>	<b>375</b>	<b>12.9</b>	<b>43</b>	<b>3</b>			<b>Total</b>	<b>0</b>	<b>0</b>	<b>0</b>	<b>0</b>	<b>0</b>		
<b>INTERCEPTIONS</b>							<b>INTERCEPTIONS</b>								
E.Gaines	NO	YDS	AVG	LG	TD				NO	YDS	AVG	LG	TD		
Gaines	1	0	0.0	0	0										
<b>Total</b>	<b>1</b>	<b>0</b>	<b>0.0</b>	<b>0</b>	<b>0</b>			<b>Total</b>	<b>0</b>	<b>0</b>	<b>0</b>	<b>0</b>	<b>0</b>		
<b>PUNTING</b>							<b>PUNTING</b>								
J.Hekker	NO	YDS	AVG	NET	TB/120	LG		D.Jones	NO	YDS	AVG	NET	TB/120	LG	
[BLOCKED]	4	166	41.5	28.6	0/2	56		Jones	4	163	40.8	39.0	0/1	52	
<b>Total</b>	<b>5</b>	<b>166</b>	<b>33.2</b>	<b>28.6</b>	<b>0/2</b>	<b>56</b>		<b>Total</b>	<b>4</b>	<b>163</b>	<b>40.8</b>	<b>39.0</b>	<b>0/1</b>	<b>52</b>	
<b>PUNT RETURNS</b>							<b>PUNT RETURNS</b>								
T.Austin	NO	YDS	AVG	FC	LG	TD		D.Sproles	NO	YDS	AVG	FC	LG	TD	
[DOWNED]	2	7	3.5	0	4	0		[DOWNED]	1	23	23.0	0	23	0	
[OUT OF BOUNDS]	1	0	0.0	0	0	0		[OUT OF BOUNDS]	1	0	0.0	0	0	0	
<b>Total</b>	<b>2</b>	<b>7</b>	<b>3.5</b>	<b>0</b>	<b>4</b>	<b>0</b>		<b>Total</b>	<b>1</b>	<b>23.0</b>	<b>0</b>	<b>23</b>	<b>0</b>		
<b>KICKOFF RETURNS</b>							<b>KICKOFF RETURNS</b>								
B.Cunningham	NO	YDS	AVG	FC	LG	TD		D.Sproles	NO	YDS	AVG	FC	LG	TD	
[TOUCHBACK]	5	126	25.2	0	31	0		[TOUCHBACK]	1	15	15.0	0	15	0	
<b>Total</b>	<b>5</b>	<b>126</b>	<b>25.2</b>	<b>0</b>	<b>31</b>	<b>0</b>		<b>Total</b>	<b>1</b>	<b>15</b>	<b>15.0</b>	<b>0</b>	<b>15</b>	<b>0</b>	

### DEFENSIVE STATISTICS (Based on coaches' film review)

PLAYER	T	S	A	S-YDS	I-YDS	PD	FF	FR	PLAYER	T	S	A	S-YDS	I-YDS	PD	FF	FR
T.McDonald	17	14	3	0-0	0-0	0	0	0	R.Quinn	3	3	0	0-0	0-0	0	0	0
A.Ogletree	12	11	1	0-0	0-0	0	1	0	J.Jenkins	3	2	1	0-0	0-0	1	0	0
J.Laurinaitis	10	7	3	0-0	0-0	0	0	0	E.Sims	2	0	2	0-0	0-0	0	0	0
J.Dunbar	9	5	4	0-0	0-0	0	0	0	A.Carrington	2	1	1	0-0	0-0	0	0	0
L.Joyner	8	5	3	0-0	0-0	2	0	0	M.Brockers	1	0	1	0-0	0-0	0	0	1
R.McLeod	7	5	2	0-0	0-0	1	0	0									
E.Gaines	7	4	3	0-0	1-0	1	0	1	<b>TOTAL</b>	<b>93</b>	<b>64</b>	<b>29</b>	<b>0-0</b>	<b>1-0</b>	<b>5</b>	<b>1</b>	<b>2</b>
W.Hayes	4	2	2	0-0	0-0	0	0	0									
A.Donald	4	2	2	0-0	0-0	0	0	0									
E.Westbrooks	4	3	1	0-0	0-0	0	0	0									



**ST. LOUIS 28, SEATTLE 26**

October 13, 2014 - Edward Jones Dome - St. Louis, Mo.

**WEATHER:** Indoors - **ATTENDANCE:** 57,855 - **TIME:** 12:00 p.m.

Armed with a two-point lead, the Rams were 2:55 away from toppling the defending Super Bowl champion Seattle Seahawks. The Rams were faced with fourth-and-3 from their own 18 and rather than punting, Johnny Hekker threw his fifth NFL pass for an 18-yard gain to RB Benny Cunningham. Rookie RB Tre Mason closed the game with three runs for 18 yards, sealing the Rams' 28-26 victory. In just his second NFL game, Mason generated 85 yards on the ground. After the Seahawks opened the game with a 24-yard field goal on their first possession, Cunningham returned the ensuing kickoff 75 yards to the Seattle 31. The return is tied for the fifth longest in franchise history, and was the longest since Danny Amendola's return of 84 yards on Dec. 10, 2010 vs. 49ers. Cunningham's return also set up Mason's first NFL touchdown – a 6-yard rush up the middle – six plays later. Cunningham found the end zone himself atop the second quarter on a 5-yard shovel pass from QB Austin Davis. Cunningham went on to lead the team in receiving yards for the first time in his career with 46. The Rams extended their 14-3 lead midway through the second quarter with another big play on special teams. With 7:24 left in the half, Seattle punted from their own 49. The Rams dialed up a unique play for the punt and misled the Seahawks to the left sideline where it appeared as though WR/PR Tavon Austin was fielding the punt. Meanwhile, WR Stedman Bailey caught the ball on the opposite side of the field and ran 90 yards for the six points. What was Bailey's first ever punt return, tied Dick Bass' 1961 return vs. Green Bay for third-longest in team history. Seattle's punt was a result of two sacks over the span of three plays by DT Aaron Donald and DE Eugene Sims. Pro Bowl DE Robert Quinn recorded his first sack of the season in Seattle's subsequent drive. Against Seattle, Quinn has recorded at least one sack in 6-of-7 games for a total of 8. Seattle began to chop at the Rams' 18-point lead starting at the tail of the second quarter on a 35-yard field goal with 10 seconds remaining. By the midway point, the Rams owned the 21-6 lead and marked the second time this season the Rams scored 21 points in the first half. The team also limited the Seahawks to 31 yards on the ground, while Davis was perfect throwing, completing each of his 9 passes for a 122.7 passer rating. Seahawks QB Russell Wilson inched Seattle closer, 21-19, on a 19-yard touchdown run in the third quarter, followed by a 19-yard pass to TE Cooper Helfet on their ensuing drive at the beginning of the fourth quarter. St. Louis responded with an 8-play, 80-yard drive that concluded with Davis' second touchdown of the day – a 4-yard pass to TE Lance Kendricks. Wilson mimicked an 8-play, 80-yard drive of his own and found WR Doug Baldwin in the end zone on a 9-yard pass play with 3:22 left in regulation. Despite Wilson's 101 second-half rushing yards and Seattle's spark of scores, the Rams maintained possession of the ball for the remainder of the game and claimed their first win over the Seahawks since 2012.

**STARTING LINEUPS**

SEATTLE SEAHAWKS				ST. LOUIS RAMS			
WR 89 D.Baldwin	LDE 92 M.Bennett	WR 81 K.Britt	LDE 95 W.Hayes				
LT 76 R.Okung	LDT 79 T.McDaniel	FB 46 C.Harkey	LDT 99 A.Donald				
LG 77 J.Carpenter	RDT 92 B.Mebane	LT 77 J.Long	RDT 90 M.Brockers				
C 63 S.Schilling	RDE 56 C.Avril	LG 79 G.Robinson	RDE 94 R.Quinn				
RG 64 J.Sweezy	OLB 51 B.Irvin	C 63 S.Wells	LLB 52 A.Ogletree				
RT 68 J.Britt	MLB 52 B.Coyle	RG 76 R.Saffold	MLB 55 J.Laurinaitis				
TE 84 C.Helfet	OLB 50 K.Wright	RT 72 J.Barksdale	RLB 58 J.Dunbar				
WR 15 J.Kearse	LCB 25 R.Sherman	WR 83 B.Quick	LCB 33 E.Gaines				
QB 3 R.Wilson	RCB 27 T.Simon	QB 9 A.Davis	RCB 21 J.Jenkins				
FB 22 R.Turbin	SS 31 K.Chancellor	RB 36 B.Cunningham	FS 23 R.McLeod				
RB 24 M.Lynch	FS 29 E.Thomas	TE 88 L.Kendricks	SS 25 T.McDonald				

**ST. LOUIS SUBSTITUTIONS:** K 4 G.Zuerlein, P 6 J.Hekker, WR 11 T.Austin, WR 12 S.Bailey, WR 13 C.Givens, DB 20 L.Joyner, RB 27 T.Mason, RB 30 Z.Stacy, RB 34 C.Reynolds, S 38 C.Davis, RB 42 T.Watts, LS 44 J.McQuaide, CB 47 M.Roberson, LB 53 D.Bates, QB 54 W.Herring, G/C 67 B.Jones, G 69 D.Joseph, T 73 M.Person, TE 82 A.Bayer, TE 89 J.Cook, DT 92 A.Carrington, 97 97 E.Sims, DT 98 K.Langford

**SCORING SUMMARY**

VISITOR	Seattle Seahawks	1	2	3	4	OT	TOTAL	FIELD GOALS
HOME	St. Louis Rams	3	3	7	13	0	26	S.Hauschka (24) (35)
		7	14	0	7	0	28	G. Zuerlein 52WR

TEAM	Qtr	Clock Time	Play (Extra Point) (Drive Info)		Visitor	Home
			Play	Result		
Seahawks	1	9:01	S.Hauschka 24 yd. Field Goal (9-68, 4:06)	3	0	
Rams	1	5:19	T.Mason 6 yd. run (G.Zuerlein kick) (6-31, 3:42)	3	7	
Rams	2	13:12	B.Cunningham 5 yd. pass from A.Davis (G.Zuerlein kick) (9-74, 5:09)	3	14	
Rams	2	7:05	S.Bailey 90 yd. punt return (G.Zuerlein kick)	3	21	
Seahawks	2	0:07	S.Hauschka 35 yd. Field Goal (9-41, 1:48)	6	21	
Seahawks	3	4:22	R.Wilson 19 yd. run (S.Hauschka kick) (12-82, 6:06)	13	21	
Seahawks	4	9:44	C.Helfet 19 yd. pass from R.Wilson (pass failed) (9-91, 5:10)	19	21	
Rams	4	5:36	L.Kendricks 4 yd. pass from A.Davis (G.Zuerlein kick) (8-80, 4:08)	19	28	
Seahawks	4	3:18	D.Baldwin 9 yd. pass from R.Wilson (S.Hauschka kick) (8-80, 2:18)	26	28	

**FINAL TEAM STATISTICS**

	SEAHAWKS	RAMS		SEAHAWKS	RAMS
TOTAL FIRST DOWNS	25	18	FGs - PATs Had Blocked	0-0	0-0
By Rushing	9	6	Net Punting Average	20.0	44.7
By Passing	16	10	TOTAL RETURN YARDAGE	19	89
By Penalty	0	2	No. and Yards Punt Returns	2-19	2-89
THIRD DOWN EFFICIENCY	6-12-50%	4-9-44%	No. and Yards Kickoff Returns	2-43	4-112
FOURTH DOWN EFFICIENCY	0-0-0%	1-1-100%	No. and Yards Interception Returns	0-0	0-0
TOTAL NET YARDS	463	272	PENALTIES Number and Yards	10-89	2-20
Total Offensive Plays	68	49	FUMBLES Number and Lost	0-0	1-0
Average gain per offensive play	6.8	5.6	TOUCHDOWNS	3	4
NET YARDS RUSHING	171	102	Rushing	1	1
Total Rushing Plays	29	27	Passing	2	2
Average gain per rushing play	5.9	3.8	Punt Returns	0	1
Tackles for a loss-number and yards	2-6	4-8	EXTRA POINTS Made-Attempts	2-3	4-4
NET YARDS PASSING	292	170	Kicking Made-Attempts	2-2	4-4
Times thrown	3-21	0-0	Passing Made-Attempts	0-1	0-0
Gross yards passing	313	170	FIELD GOALS Made-Attempts	2-2	0-1
PASS ATTEMPTS-COMP-HAD INT	36-23-0	22-19-0	RED ZONE EFFICIENCY	3-5-60%	3-3-100%
Avg gain per pass play	7.5	7.7	GOAL TO GO EFFICIENCY	1-2-50%	3-3-100%
KICKOFFS Number-In End Zone-TBs	6-4-2	5-5-3	SAFETIES	0	0
PUNTS Number and Average	4-42.3	3-51.0	FINAL SCORE	26	28
Had Blocked	0	0	TIME OF POSSESSION	32:24	27:36

**FINAL INDIVIDUAL STATISTICS**

SEATTLE SEAHAWKS							ST. LOUIS RAMS							
RUSHING							RUSHING							
R.Wilson	7	106	15.1	52	1	1	T.Mason	18	85	4.7	28	1	1	
M.Lynch	18	53	2.9	13	0	0	T.Austin	5	16	3.2	8	0	0	
R.Turbin	2	7	3.5	6	0	0	B.Cunningham	2	3	1.5	5	0	0	
C.Michael	2	5	2.5	3	0	0	A.Davis	2	-2	-1.0	-1	0	0	
<b>Total</b>	<b>29</b>	<b>171</b>	<b>5.9</b>	<b>52</b>	<b>1</b>	<b>1</b>	<b>Total</b>	<b>27</b>	<b>102</b>	<b>3.8</b>	<b>28</b>	<b>1</b>	<b>1</b>	
PASSING							PASSING							
R.Wilson	36	23	313	3/21	2	49	A.Davis	21	18	152	0/0	2	30	0
<b>Total</b>	<b>36</b>	<b>23</b>	<b>313</b>	<b>3/21</b>	<b>2</b>	<b>49</b>	<b>Total</b>	<b>22</b>	<b>19</b>	<b>170</b>	<b>0/0</b>	<b>2</b>	<b>30</b>	<b>0</b>
RECEIVING							RECEIVING							
D.Baldwin	7	123	17.6	49	1	1	B.Cunningham	5	46	9.2	18	1	1	
P.Richardson	4	33	8.3	11	0	0	J.Cook	3	25	8.3	10	0	0	
C.Helfet	3	61	20.3	22	1	1	T.Austin	3	6	2.0	5	0	0	
J.Kearse	3	50	16.7	29	0	0	B.Quick	2	33	16.5	19	0	0	
R.Turbin	3	24	8.0	9	0	0	L.Kendricks	2	17	8.5	13	1	1	
M.Lynch	2	18	9.0	12	0	0	K.Britt	2	4	2.0	6	0	0	
K.Norwood	1	4	4.0	4	0	0	C.Givens	1	30	30.0	30	0	0	
<b>Total</b>	<b>23</b>	<b>313</b>	<b>13.6</b>	<b>49</b>	<b>2</b>	<b>2</b>	<b>Total</b>	<b>19</b>	<b>170</b>	<b>8.9</b>	<b>30</b>	<b>2</b>	<b>2</b>	
PUNTING							PUNTING							
J.Ryan	4	169	42.3	20.0	0/0	49	J.Hekker	3	153	51.0	44.7	0/1	56	
<b>Total</b>	<b>4</b>	<b>169</b>	<b>42.3</b>	<b>20.0</b>	<b>0/0</b>	<b>49</b>	<b>Total</b>	<b>3</b>	<b>153</b>	<b>51.0</b>	<b>44.7</b>	<b>0/1</b>	<b>56</b>	
PUNT RETURNS							PUNT RETURNS							
B.Walters	2	19	9.5	1	10	0	S.Bailey	1	90	90.0	0	90	1	
<b>Total</b>	<b>2</b>	<b>19</b>	<b>9.5</b>	<b>1</b>	<b>10</b>	<b>0</b>	<b>Total</b>	<b>1</b>	<b>-1</b>	<b>-1.0</b>	<b>2</b>	<b>-1</b>	<b>0</b>	
KICKOFF RETURNS							KICKOFF RETURNS							
B.Walters	2	43	21.5	0	27	0	B.Cunningham	2	104	52.0	0	75	0	
<b>Total</b>	<b>2</b>	<b>43</b>	<b>21.5</b>	<b>0</b>	<b>27</b>	<b>0</b>	<b>Total</b>	<b>4</b>	<b>112</b>	<b>28.0</b>	<b>0</b>	<b>75</b>	<b>0</b>	

**DEFENSIVE STATISTICS (Based on coaches' film review)**

PLAYER	T	S	A	S-YDS	I-YDS	PD	FF	FR	PLAYER	T	S	A	S-YDS	I-YDS	PD	FF	FR
J.Laurinaitis	10	2	8	0-0	0-0	0	0	0	T.McDonald	5	2	3	0-0	0-0	0	0	0
A.Ogletree	10	6	4	0-0	0-0	0	0	0	M.Brockers	4	0	4	0-0	0-0	0	0	0
J.Jenkins	9	9	0	0-0	0-0	1	0	0	K.Langford	4	4	0	0-0	0-0	0	0	0
L.Joyner	9	6	3	0-0	0-0	0	0	0	E.Sims	3	2	1	1.0-9	0-0	0	0	0
J.Dunbar	7	3	4	0-0	0-0	0	0	0	A.Carrington	2	0	2	0-0	0-0	0	0	0
E.Gaines	7	7	0	0-0	0-0	1	0	0	M.Roberson	1	1	0	0-0	0-0	0	0	0
A.Donald	6	6	0	1.0-5	0-0	0	0	0	<b>Total</b>	<b>95</b>	<b>56</b>	<b>39</b>	<b>3.0-21</b>	<b>0-0</b>	<b>3</b>	<b>0</b>	<b>0</b>
W.Hayes	6	1	5	0-0	0-0	0	0	0									
R.McLeod	6	3	3	0-0	0-0	1	0	0									
R.Quinn	6	4	2	1.0-7	0-0	0	0	0									





*ST. LOUIS*  
**RAMS**

**LAST WEEK'S  
GAMEBOOK**

# National Football League Game Summary

NFL Copyright © 2014 by The National Football League. All rights reserved. This summary and play-by-play is for the express purpose of assisting media in their coverage of the game; any other use of this material is prohibited without the written permission of the National Football League. Updated: 10/27/2014

Date: Sunday, 10/26/2014

## St. Louis Rams at Kansas City Chiefs

Start Time: 12:04 PM CDT

at Arrowhead Stadium, Kansas City, MO.

### Game Day Weather

Game Weather: Sunny  
Played Outdoor on Turf: Natural Grass

Temp: 70° F (21.1° C) Humidity: 73%, Wind: South SE 8 mph

### Officials

Referee: Triplette, Jeff (42)      Umpire: Hannah, Butch (40)      Head Linesman: McGrath, John (5)  
Line Judge: Bergman, Jeff (32)      Side Judge: Cheek, Boris (41)      Field Judge: Kemp, Alex (55)  
Back Judge: Freeman, Steve (133)      Replay Official: Wimmer, Mike ( )

### Lineups

St. Louis Rams			Kansas City Chiefs				
Offense		Defense	Offense		Defense		
WR 81	K.Britt	LDE 95	W.Hayes	WR 82	D.Bowe	LDE 96	J.Howard
TE 46	C.Harkey	LDT 99	A.Donald	LT 72	E.Fisher	NT 92	D.Poe
RG 77	J.Long	RDT 90	M.Brockers	LG 75	M.McGlynn	RDE 97	A.Bailey
LG 79	G.Robinson	RDE 94	R.Quinn	C 61	R.Hudson	LOLB 50	J.Houston
C 63	S.Wells	RLB 58	J.Dunbar	RG 73	Z.Fulton	LILB 90	J.Mauga
RG 76	R.Saffold	MLB 55	J.Laurinaitis	RT 68	R.Harris	RILB 52	J.Johnson
RT 72	J.Barksdale	LLB 52	A.Ogletree	TE 80	A.Fasano	ROLB 91	T.Hali
TE 88	L.Kendricks	LCB 33	E.Gaines	TE 84	D.Harris	LCB 30	J.Fleming
WR 83	B.Quick	RCB 47	M.Roberson	TE 87	T.Kelce	RCB 21	S.Smith
QB 9	A.Davis	FS 23	R.McLeod	QB 11	A.Smith	SS 38	R.Parker
RB 36	B.Cunningham	SS 25	T.McDonald	RB 25	J.Charles	FS 39	H.Abdullah

### Substitutions

K 4 G.Zuerlein, P 6 J.Hekker, WR 11 T.Austin, WR 12 S.Bailey, WR 13 C.Givens, DB 20 L.Joyner, RB 27 T.Mason, RB 30 Z.Stacy, RB 34 C.Reynolds, DB 35 J.Thomas, S 38 C.Davis, RB 42 T.Watts, LS 44 J.McQuaide, LB 51 M.McFadden, LB 53 D.Bates, LB 54 W.Herring, G/C 67 B.Jones, G 69 D.Joseph, T 73 M.Person, TE 89 J.Cook, DT 92 A.Carrington, DE 97 E.Sims, DT 98 K.Langford

### Substitutions

P 2 D.Colquitt, K 5 C.Santos, QB 10 C.Daniel, WR 12 A.Wilson, RB/ST 13 D.Thomas, WR 15 A.Jenkins, CB 23 P.Gaines, S 24 K.McCray, S 27 K.Coleman, CB 31 M.Cooper, RB 32 C.Gray, RB 34 K.Davis, FB 42 A.Sherman, LS 43 T.Gafford, LB 51 F.Zombo, LB 55 D.Ford, LB 59 J.Franklin, T 74 J.Linkenbach, T 79 D.Stephenson, WR 85 F.Hammond, WR 88 J.Hemingway, DL 94 K.Vickerson, LB/DE 95 J.Martin, DE 99 V.Walker

### Did Not Play

QB 14 S.Hill

### Did Not Play

### Not Active

QB 17 C.Keenum, CB 21 J.Jenkins, CB 22 T.Johnson, S 31 M.Alexander, C 61 T.Barnes, TE 82 A.Bayer, DL 93 E.Westbrooks

### Not Active

QB 7 A.Murray, WR 17 D.Avery, CB 20 C.Owens, S 29 E.Berry, C 64 E.Kush, OL 76 L.Duvernay-Tardif, DE 98 D.Square

### Field Goals (made ( ) & missed)

Player	Attempts	Made	Missed	OT	Total
G.Zuerlein	38	WR			
C.Santos	(53)	(28)			
VISITOR:	St. Louis Rams	7	0	0	7
HOME:	Kansas City Chiefs	0	10	10	14

### Scoring Plays

Team	Qtr	Time	Play Description (Extra Point) (Drive Info)	Visitor	Home
Rams	1	11:56	L.Kendricks 1 yd. pass from A.Davis (G.Zuerlein kick) (6-65, 3:04)	7	0
Chiefs	2	12:00	J.Charles 1 yd. run (C.Santos kick) (10-53, 5:37)	7	7
Chiefs	2	0:01	C.Santos 53 yd. Field Goal (10-37, 5:31)	7	10
Chiefs	3	14:48	K.Davis 99 yd. kickoff return (C.Santos kick) (0-0, 0:12)	7	17
Chiefs	3	8:46	C.Santos 28 yd. Field Goal (11-84, 4:23)	7	20
Chiefs	4	14:18	J.Charles 36 yd. run (C.Santos kick) (5-71, 2:07)	7	27
Chiefs	4	6:28	K.Davis 3 yd. run (C.Santos kick) (12-79, 6:54)	7	34

Paid Attendance: 75,972

Time: 2:59

St. Louis Rams vs Kansas City Chiefs  
10/26/2014 at Arrowhead Stadium

# Final Individual Statistics

## St. Louis Rams

## Kansas City Chiefs

RUSHING						RUSHING					
	ATT	YDS	AVG	LG	TD		ATT	YDS	AVG	LG	TD
T.Mason	7	32	4.6	14	0	J.Charles	13	73	5.6	36	2
B.Cunningham	4	27	6.8	18	0	K.Davis	16	49	3.1	15	1
Z.Stacy	5	17	3.4	9	0	A.Smith	4	24	6.0	15	0
T.Austin	2	7	3.5	4	0	D.Thomas	1	-3	-3.0	-3	0
A.Davis	1	1	1.0	1	0						
Total	19	84	4.4	18	0	Total	34	143	4.2	36	3

PASSING									PASSING								
	ATT	CMP	YDS	SK/YD	TD	LG	IN	RT		ATT	CMP	YDS	SK/YD	TD	LG	IN	RT
A.Davis	25	15	160	7/44	1	43	1	75.4	A.Smith	28	24	226	2/8	0	30	0	100.3
Total	25	15	160	7/44	1	43	1	75.4	Total	28	24	226	2/8	0	30	0	100.3

PASS RECEIVING								PASS RECEIVING							
	TAR	REC	YDS	AVG	LG	TD		TAR	REC	YDS	AVG	LG	TD		
Z.Stacy	4	3	20	6.7	8	0	D.Bowe	6	6	64	10.7	16	0		
K.Britt	5	2	52	26.0	43	0	T.Kelce	6	4	45	11.3	17	0		
S.Bailey	3	2	33	16.5	20	0	J.Charles	4	4	44	11.0	30	0		
T.Austin	2	2	12	6.0	9	0	A.Fasano	4	4	19	4.8	7	0		
C.Givens	2	1	12	12.0	12	0	D.Thomas	4	3	17	5.7	17	0		
J.Cook	3	1	11	11.0	11	0	A.Sherman	1	1	24	24.0	24	0		
B.Quick	2	1	10	10.0	10	0	F.Hammond	1	1	9	9.0	9	0		
B.Cunningham	1	1	8	8.0	8	0	D.Harris	1	1	4	4.0	4	0		
L.Kendricks	1	1	1	1.0	1	1	K.Davis	1	0	0	0.0	0	0		
T.Mason	1	1	1	1.0	1	0									
Total	24	15	160	10.7	43	1	Total	28	24	226	9.4	30	0		

INTERCEPTIONS						INTERCEPTIONS					
	NO	YDS	AVG	LG	TD		NO	YDS	AVG	LG	TD
Total	0	0	0	0	0	R.Parker	1	10	10.0	10	0
						Total	1	10	10.0	10	0

PUNTING								PUNTING							
	NO	YDS	AVG	NET	TB	IN20	LG		NO	YDS	AVG	NET	TB	IN20	LG
J.Hekker	6	324	54.0	46.2	1	1	60	D.Colquitt	4	182	45.5	35.0	0	3	55
Total	6	324	54.0	46.2	1	1	60	Total	4	182	45.5	35.0	0	3	55

PUNT RETURNS								PUNT RETURNS							
	NO	YDS	AVG	FC	LG	TD		NO	YDS	AVG	FC	LG	TD		
T.Austin	2	42	21.0	1	38	0	D.Thomas	4	27	6.8	0	14	0		
[DOWNED]	1	0	0.0	0	0	0	[OUT OF BOUNDS]	1	0	0.0	0	0	0		
							[TOUCHBACK]	1	0	0.0	0	0	0		
Total	2	42	21.0	1	38	0	Total	4	27	6.8	0	14	0		

KICKOFF RETURNS								KICKOFF RETURNS							
	NO	YDS	AVG	FC	LG	TD		NO	YDS	AVG	FC	LG	TD		
B.Cunningham	2	57	28.5	0	41	0	K.Davis	1	99	99.0	0	99	1		
T.Austin	1	11	11.0	0	11	0	[TOUCHBACK]	1	0	0.0	0	0	0		
[TOUCHBACK]	4	0	0.0	0	0	0									
Total	3	68	22.7	0	41	0	Total	1	99	99.0	0	99	1		

### St. Louis Rams

FUMBLES												
	FUM	LOST	OWN-REC	YDS	TD	FORCED	OPP-REC	YDS	TD	OUT-BDS		
R.Quinn	0	0	0	0	0	1	0	0	0	0		
W.Hayes	0	0	0	0	0	0	1	6	0	0		
Total	0	0	0	0	0	1	1	6	0	0		

### Kansas City Chiefs

FUMBLES												
	FUM	LOST	OWN-REC	YDS	TD	FORCED	OPP-REC	YDS	TD	OUT-BDS		
A.Smith	2	1	0	-6	0	0	0	0	0	1		
Total	2	1	0	-6	0	0	0	0	0	1		



St. Louis Rams vs Kansas City Chiefs  
10/26/2014 at Arrowhead Stadium

## Final Team Statistics

	Visitor Rams	Home Chiefs
<b>TOTAL FIRST DOWNS</b>	13	23
By Rushing	5	9
By Passing	8	10
By Penalty	0	4
<b>THIRD DOWN EFFICIENCY</b>	3-11-27%	6-12-50%
<b>FOURTH DOWN EFFICIENCY</b>	0-1-0%	0-0-0%
<b>TOTAL NET YARDS</b>	200	361
Total Offensive Plays (inc. times thrown passing)	51	64
Average gain per offensive play	3.9	5.6
<b>NET YARDS RUSHING</b>	84	143
Total Rushing Plays	19	34
Average gain per rushing play	4.4	4.2
Tackles for a loss-number and yards	0-0	6-14
<b>NET YARDS PASSING</b>	116	218
Times thrown - yards lost attempting to pass	7-44	2-8
Gross yards passing	160	226
<b>PASS ATTEMPTS-COMPLETIONS-HAD INTERCEPTED</b>	25-15-1	28-24-0
Avg gain per pass play (inc.# thrown passing)	3.6	7.3
<b>KICKOFFS Number-In End Zone-Touchbacks</b>	2-1-1	7-5-4
<b>PUNTS Number and Average</b>	6-54.0	4-45.5
Had Blocked	0	0
<b>FGs - PATs Had Blocked</b>	0-0	0-0
<b>Net Punting Average</b>	46.2	35.0
<b>TOTAL RETURN YARDAGE (Not Including Kickoffs)</b>	42	37
No. and Yards Punt Returns	2-42	4-27
No. and Yards Kickoff Returns	3-68	1-99
No. and Yards Interception Returns	0-0	1-10
<b>PENALTIES Number and Yards</b>	8-68	7-51
<b>FUMBLES Number and Lost</b>	0-0	2-1
<b>TOUCHDOWNS</b>	1	4
Rushing	0	3
Passing	1	0
Kickoff Returns	0	1
<b>EXTRA POINTS Made-Attempts</b>	1-1	4-4
Kicking Made-Attempts	1-1	4-4
<b>FIELD GOALS Made-Attempts</b>	0-1	2-2
<b>RED ZONE EFFICIENCY</b>	1-3-33%	2-3-67%
<b>GOAL TO GO EFFICIENCY</b>	1-2-50%	2-2-100%
<b>SAFETIES</b>	0	0
<b>FINAL SCORE</b>	7	34
<b>TIME OF POSSESSION</b>	24:22	35:38

## Ball Possession And Drive Chart

### St. Louis Rams

#	Time Recd	Time Lost	Time Poss	How Ball Obtained	Drive Began	# Play	Yds Gain	Yds Pen	Net Yds	1st Down	Last Scrm	How Given Up
1	15:00	11:56	3:04	Kickoff	SL 35	6	65	0	65	3	* KC 1	Touchdown
2	7:51	6:18	1:33	Punt	SL 17	3	17	0	17	1	SL 34	Interception
3	4:47	2:37	2:10	Punt	SL 13	3	-3	0	-3	0	SL 10	Punt
4	12:00	7:56	4:04	Kickoff	SL 20	6	33	0	33	2	KC 47	Punt
5	7:46	5:32	2:14	Fumble	KC 8	4	-12	0	-12	0	* KC 20	Missed FG
6	0:01	0:00	0:01	Kickoff		0	0	0	0	0		End of Half
7	14:48	13:09	1:39	Kickoff	SL 20	5	13	-5	8	1	SL 28	Punt
8	8:46	7:09	1:37	Kickoff	SL 20	3	0	0	0	0	SL 20	Punt
9	4:19	1:25	2:54	Punt	SL 6	6	7	0	7	1	SL 13	Punt
10	14:18	13:22	0:56	Kickoff	SL 20	3	-4	0	-4	0	SL 16	Punt
11	6:28	2:35	3:53	Kickoff	SL 10	12	72	-10	62	4	* KC 24	Downs
12	0:17	0:00	0:17	Punt	KC 44	1	12	0	12	1	KC 44	End of Game

(309) Average SL 28

### Kansas City Chiefs

#	Time Recd	Time Lost	Time Poss	How Ball Obtained	Drive Began	# Play	Yds Gain	Yds Pen	Net Yds	1st Down	Last Scrm	How Given Up
1	11:56	7:51	4:05	Kickoff	KC 20	6	26	-5	21	1	KC 41	Punt
2	6:18	4:47	1:31	Interception	KC 31	3	6	0	6	0	KC 37	Punt
3	2:37	12:00	5:37	Punt	KC 47	10	48	5	53	5	* SL 1	Touchdown
4	7:56	7:46	0:10	Punt	KC 20	1	-6	0	-6	0	KC 20	Fumble
5	5:32	0:01	5:31	Missed FG	KC 28	10	37	0	37	3	SL 35	Field Goal
6	15:00	14:48	0:12	Kickoff		0	0	0	0	0		Touchdown
7	13:09	8:46	4:23	Punt	KC 6	11	69	15	84	4	* SL 10	Field Goal
8	7:09	4:19	2:50	Punt	KC 44	5	19	0	19	1	SL 37	Punt
9	1:25	14:18	2:07	Punt	KC 29	5	81	-10	71	3	SL 36	Touchdown
10	13:22	6:28	6:54	Punt	KC 21	12	76	3	79	6	* SL 3	Touchdown
11	2:35	0:17	2:18	Downs	KC 28	3	-1	0	-1	0	KC 27	Punt

(274) Average KC 27

### \* inside opponent's 20

Time of Possession by Quarter		1st	2nd	3rd	4th	OT	Total
Visitor	St. Louis Rams	6:47	6:19	6:10	5:06		24:22
Home	Kansas City Chiefs	8:13	8:41	8:50	9:54		35:38
Kickoff Drive No.-Start Average		Rams: 6 - SL 21			Chiefs: 1 - KC 20		

St. Louis Rams vs Kansas City Chiefs  
10/26/2014 at Arrowhead Stadium

# Final Defensive Statistics

St. Louis Rams	Regular Defensive Plays											Special Teams					Misc			
	TKL	AST	COMB	SK	/ YDS	TFL	Q	IN	PD	FF	FR	TKL	AST	FF	FR	BL	TKL	AST	FF	FR
L.Joyner	9	1	10	0	0	2	0	0	0	0	0	0	0	0	0	0	0	0	0	0
E.Gaines	7	1	8	0	0	1	0	0	0	0	0	0	0	0	0	0	0	0	0	0
J.Laurinaitis	6	1	7	0	0	0	0	0	1	0	0	0	0	0	0	0	0	0	0	0
T.McDonald	6	1	7	0	0	0	0	0	0	0	0	0	0	0	0	0	0	0	0	0
R.Quinn	5	0	5	2	8	3	2	0	0	1	0	0	0	0	0	0	0	0	0	0
A.Ogletree	4	1	5	0	0	1	0	0	1	0	0	0	0	0	0	0	0	0	0	0
M.Roberson	4	0	4	0	0	0	0	0	0	0	0	0	0	0	0	0	0	0	0	0
W.Hayes	3	1	4	0	0	1	0	0	0	0	1	0	0	0	0	0	0	0	0	0
R.McLeod	1	1	2	0	0	0	0	0	0	0	0	0	0	0	0	0	0	0	0	0
K.Langford	1	1	2	0	0	0	0	0	0	0	0	0	0	0	0	0	0	0	0	0
M.Brockers	1	0	1	0	0	0	0	0	0	0	0	0	0	0	0	0	0	0	0	0
J.Dunbar	1	0	1	0	0	0	0	0	0	0	0	0	0	0	0	0	0	0	0	0
E.Sims	1	0	1	0	0	0	0	0	0	0	0	0	0	0	0	0	0	0	0	0
C.Davis	1	0	1	0	0	0	0	0	0	0	0	0	0	0	0	0	0	0	0	0
A.Donald	1	0	1	0	0	1	0	0	0	0	0	0	0	0	0	0	0	0	0	0
M.McFadden	0	0	0	0	0	0	0	0	0	0	0	2	0	0	0	0	0	0	0	0
C.Reynolds	0	0	0	0	0	0	0	0	0	0	0	1	0	0	0	0	0	0	0	0
J.McQuaide	0	0	0	0	0	0	0	0	0	0	0	1	0	0	0	0	0	0	0	0
G.Robinson	0	0	0	0	0	0	0	0	0	0	0	0	0	0	0	0	1	0	0	0
<b>Total</b>	<b>51</b>	<b>8</b>	<b>59</b>	<b>2</b>	<b>8</b>	<b>9</b>	<b>2</b>	<b>0</b>	<b>2</b>	<b>1</b>	<b>1</b>	<b>4</b>	<b>0</b>	<b>0</b>	<b>0</b>	<b>0</b>	<b>1</b>	<b>0</b>	<b>0</b>	<b>0</b>

TKL = Tackle AST = Assist COMB = Combined QH=QB Hit IN = Interception PD = Pass Defense FF = Forced Fumble FR = Fumble Recovery

Kansas City Chiefs	Regular Defensive Plays											Special Teams					Misc			
	TKL	AST	COMB	SK	/ YDS	TFL	QH	IN	PD	FF	FR	TKL	AST	FF	FR	BL	TKL	AST	FF	FR
J.Mauga	5	1	6	0	0	0	0	0	1	0	0	0	0	0	0	0	0	0	0	0
J.Houston	5	0	5	3	17	3	4	0	0	0	0	0	0	0	0	0	0	0	0	0
R.Parker	4	0	4	1	14	1	1	1	1	0	0	0	0	0	0	0	0	0	0	0
D.Poe	4	0	4	0	0	0	0	0	0	0	0	0	0	0	0	0	0	0	0	0
A.Bailey	3	1	4	1.5	7	1	3	0	0	0	0	0	0	0	0	0	0	0	0	0
V.Walker	2	1	3	0.5	2	0	2	0	0	0	0	0	0	0	0	0	0	0	0	0
D.Ford	2	1	3	0.5	2	0	1	0	0	0	0	0	0	0	0	0	0	0	0	0
P.Gaines	2	0	2	0	0	0	1	0	0	0	0	0	0	0	0	0	0	0	0	0
K.Coleman	2	0	2	0	0	0	0	0	1	0	0	1	0	0	0	0	0	0	0	0
J.Fleming	2	0	2	0	0	0	0	0	0	0	0	0	0	0	0	0	0	0	0	0
J.Howard	1	1	2	0.5	2	0	1	0	0	0	0	0	0	0	0	0	0	0	0	0
T.Hali	1	0	1	0	0	0	1	0	0	0	0	0	0	0	0	0	0	0	0	0
S.Smith	1	0	1	0	0	0	0	0	1	0	0	0	0	0	0	0	0	0	0	0
J.Johnson	1	0	1	0	0	0	0	0	0	0	0	0	0	0	0	0	0	0	0	0
M.Cooper	1	0	1	0	0	0	0	0	0	0	0	0	0	0	0	0	0	0	0	0
K.McCray	1	0	1	0	0	0	0	0	0	0	0	0	0	0	0	0	0	0	0	0
H.Abdullah	0	1	1	0	0	0	0	0	0	0	0	0	0	0	0	0	0	0	0	0
J.Franklin	0	0	0	0	0	0	0	0	0	0	0	1	0	0	0	0	0	0	0	0
A.Wilson	0	0	0	0	0	0	0	0	0	0	0	1	0	0	0	0	0	0	0	0
J.Martin	0	0	0	0	0	0	0	0	0	0	0	1	0	0	0	0	0	0	0	0
D.Colquitt	0	0	0	0	0	0	0	0	0	0	0	1	0	0	0	0	0	0	0	0
A.Smith	0	0	0	0	0	0	0	0	0	0	0	0	0	0	0	0	1	0	0	0
<b>Total</b>	<b>37</b>	<b>6</b>	<b>43</b>	<b>7</b>	<b>44</b>	<b>5</b>	<b>14</b>	<b>1</b>	<b>4</b>	<b>0</b>	<b>0</b>	<b>5</b>	<b>0</b>	<b>0</b>	<b>0</b>	<b>0</b>	<b>1</b>	<b>0</b>	<b>0</b>	<b>0</b>





# First Quarter

10/26/2014

## Play By Play

KC wins the coin toss and elects to defer. SL elects to Receive, and KC elects to defend the east goal.

C.Santos kicks 71 yards from KC 35 to SL -6. B.Cunningham to SL 35 for 41 yards (K.Coleman).

### St. Louis Rams at 15:00, (1st play from scrimmage 14:54)

- 1-10-SL 35 (14:54) A.Davis pass incomplete short right to B.Quick.
  - 2-10-SL 35 (14:50) B.Cunningham up the middle to SL 44 for 9 yards (D.Poe).
  - 3-1-SL 44 (14:12) (Shotgun) A.Davis pass deep left to K.Britt to KC 13 for 43 yards (R.Parker). P1
  - 1-10-KC 13 (13:22) T.Austin up the middle to KC 9 for 4 yards (J.Houston).
  - 2-6-KC 9 (12:42) (Shotgun) A.Davis pass short left to B.Cunningham to KC 1 for 8 yards (J.Mauga). P2
  - 1-1-KC 1 (12:02) **A.Davis pass short middle to L.Kendricks for 1 yard, TOUCHDOWN [J.Houston].** P3
- G.Zuerlein extra point is GOOD, Center-J.McQuaide, Holder-J.Hekker.

**SL 7 KC 0, 6 plays, 65 yards, 3:04 drive, 3:04 elapsed**

G.Zuerlein kicks 65 yards from SL 35 to end zone, Touchback.

### Kansas City Chiefs at 11:56

- 1-10-KC 20 (11:56) A.Smith pass short right to A.Fasano to KC 27 for 7 yards (T.McDonald).
- 2-3-KC 27 (11:27) (Shotgun) A.Smith pass short left to D.Thomas to KC 24 for -3 yards (L.Joyner).
- 3-6-KC 24 (10:47) (Shotgun) A.Smith pass short right to D.Thomas to KC 41 for 17 yards (E.Gaines; L.Joyner). P1
- 1-10-KC 41 (10:10) J.Charles up the middle to KC 40 for -1 yards (A.Ogletree).
- 2-11-KC 40 (9:40) J.Charles left tackle to KC 41 for 1 yard (M.Brockers).
- 3-10-KC 41 (8:56) (Shotgun) *PENALTY on KC-Z.Fulton, False Start, 5 yards, enforced at KC 41 - No Play.*
- 3-15-KC 36 (8:35) A.Smith pass short right to J.Charles to KC 41 for 5 yards (E.Gaines).
- 4-10-KC 41 (8:03) D.Colquitt punts 46 yards to SL 13, Center-T.Gafford. T.Austin to SL 17 for 4 yards (J.Franklin).

### St. Louis Rams at 7:51

- 1-10-SL 17 (7:51) T.Austin right guard to SL 20 for 3 yards (J.Mauga).
- 2-7-SL 20 (7:13) T.Mason right end to SL 34 for 14 yards (J.Fleming). R4
- 1-10-SL 34 (6:33) A.Davis pass deep right intended for K.Britt INTERCEPTED by R.Parker at KC 21. R.Parker to KC 31 for 10 yards (G.Robinson).

### Kansas City Chiefs at 6:18

- 1-10-KC 31 (6:18) J.Charles up the middle to KC 35 for 4 yards (J.Laurinaitis).
- 2-6-KC 35 (5:40) A.Smith pass short right to J.Charles to KC 37 for 2 yards (A.Ogletree).
- 3-4-KC 37 (4:59) (Shotgun) A.Smith pass incomplete short middle to T.Kelce.
- 4-4-KC 37 (4:55) D.Colquitt punts 50 yards to SL 13, Center-T.Gafford, fair catch by T.Austin.

### St. Louis Rams at 4:47

- 1-10-SL 13 (4:47) T.Mason up the middle to SL 14 for 1 yard (D.Poe).
- 2-9-SL 14 (4:12) T.Mason right guard to SL 14 for no gain (J.Mauga).
- 3-9-SL 14 (3:28) (Shotgun) A.Davis sacked at SL 10 for -4 yards (J.Houston).
- 4-13-SL 10 (2:50) J.Hekker punts 57 yards to KC 33, Center-J.McQuaide. D.Thomas pushed ob at KC 47 for 14 yards (C.Reynolds).

### Kansas City Chiefs at 2:37

- 1-10-KC 47 (2:37) A.Smith right end to KC 50 for 3 yards (R.Quinn). FUMBLES (R.Quinn), ball out of bounds at KC 50.
- 2-7-50 (2:12) K.Davis up the middle to 50 for no gain (J.Laurinaitis).
- 3-7-50 (1:34) (Shotgun) A.Smith pass incomplete short right to A.Jenkins.  
*PENALTY on SL-E.Gaines, Illegal Contact, 5 yards, enforced at 50 - No Play.* X2
- 1-10-SL 45 (1:24) (Shotgun) A.Smith pass short left to T.Kelce to SL 36 for 9 yards (M.Roberson).
- 2-1-SL 36 (:47) J.Charles left tackle to SL 32 for 4 yards (R.McLeod). R3
- 1-10-SL 32 (:10) (Shotgun) A.Smith pass short right to D.Bowe to SL 23 for 9 yards (E.Gaines).

### END OF QUARTER

	Score	Time Poss	First Downs				Efficiencies	
			R	P	X	T	3 Down	4 Down
St. Louis Rams	7	6:47	1	3	0	4	1/2	0/0
Kansas City Chiefs	0	8:13	1	1	1	3	1/3	0/0

## Second Quarter

10/26/2014

## Play By Play

Kansas City Chiefs continued.

2-1-SL 23	(15:00) J.Charles up the middle to SL 22 for 1 yard (W.Hayes).	R4
<u>1-10-SL 22</u>	(14:18) J.Charles up the middle to SL 21 for 1 yard (K.Langford).	
2-9-SL 21	(13:38) (Shotgun) A.Smith pass short left to D.Thomas to SL 18 for 3 yards (E.Gaines).	
3-6-SL 18	(12:55) (Shotgun) A.Smith pass short right to T.Kelce to SL 1 for 17 yards (T.McDonald).	P5
	Timeout #1 by KC at 12:04.	
<u>1-1-SL 1</u>	<b>(12:04) J.Charles left guard for 1 yard, TOUCHDOWN.</b>	R6
	C.Santos extra point is GOOD, Center-T.Gafford, Holder-D.Colquitt.	

<b>SL 7 KC 7, 10 plays, 53 yards, 1 penalty, 5:37 drive, 3:00 elapsed</b>
---

C.Santos kicks 61 yards from KC 35 to SL 4. B.Cunningham to SL 20 for 16 yards (A.Wilson).

## St. Louis Rams at 12:00, (1st play from scrimmage 11:54)

1-10-SL 20	(11:54) A.Davis pass short right to B.Quick to SL 30 for 10 yards (J.Fleming). SL-B.Quick was injured during the play.	P5
<u>1-10-SL 30</u>	(11:27) Z.Stacy up the middle to SL 39 for 9 yards (J.Mauga).	
2-1-SL 39	(10:43) Z.Stacy left guard to SL 44 for 5 yards (J.Howard). SL-R.Saffold was injured during the play.	R6
<u>1-10-SL 44</u>	(10:12) Z.Stacy left guard to SL 47 for 3 yards (J.Johnson).	
2-7-SL 47	(9:33) A.Davis pass short middle to Z.Stacy to KC 47 for 6 yards (J.Mauga).	
3-1-KC 47	(8:51) (Shotgun) B.Cunningham up the middle to KC 47 for no gain (J.Mauga; H.Abdullah).	
	Timeout #2 by KC at 08:04.	
4-1-KC 47	(8:04) J.Hekker punts 47 yards to end zone, Center-J.McQuaide, Touchback.	

## Kansas City Chiefs at 7:56

1-10-KC 20	(7:56) (Shotgun) A.Smith FUMBLES (Aborted) at KC 14, RECOVERED by SL-W.Hayes at KC 14. W.Hayes to KC 8 for 6 yards (A.Smith). Handoff from A.Smith to J.Charles mishandled.
------------	---

## St. Louis Rams at 7:46

1-8-KC 8	(7:46) T.Mason up the middle to KC 7 for 1 yard (D.Poe).
2-7-KC 7	(7:06) (Shotgun) A.Davis left end to KC 6 for 1 yard (T.Hali).
	Timeout #1 by SL at 06:22.
3-6-KC 6	(6:21) (Shotgun) A.Davis sacked at KC 20 for -14 yards (R.Parker).
4-20-KC 20	(5:37) G.Zuerlein 38 yard field goal is No Good, Wide Right, Center-J.McQuaide, Holder-J.Hekker.

## Kansas City Chiefs at 5:32

1-10-KC 28	(5:32) (Shotgun) A.Smith pass short right to T.Kelce to KC 35 for 7 yards (A.Ogletree).	
2-3-KC 35	(4:50) (Shotgun) A.Smith pass short middle to T.Kelce to KC 47 for 12 yards (R.McLeod; T.McDonald).	P7
<u>1-10-KC 47</u>	<i>(4:50) (Shotgun) PENALTY on SL-A.Donald, Neutral Zone Infraction, 5 yards, enforced at KC 47 - No Play.</i>	
1-5-SL 48	(3:56) (Shotgun) A.Smith pass short left to A.Fasano pushed ob at SL 46 for 2 yards (T.McDonald).	
2-3-SL 46	(3:23) (Shotgun) D.Thomas right end to SL 49 for -3 yards (L.Joyner). A.Smith tossed wide right to D.Thomas, ruled as a lateral by officials.	
	Timeout #3 by KC at 02:36.	
3-6-SL 49	(2:36) (Shotgun) A.Smith pass short middle to D.Bowe to SL 35 for 14 yards (L.Joyner).	P8
	<i>Penalty on SL-L.Joyner, Defensive Holding, declined.</i>	
<u>1-10-SL 35</u>	(2:19) (Shotgun) A.Smith pass short left to D.Bowe ran ob at SL 25 for 10 yards.	P9

## Two-Minute Warning

<u>1-10-SL 25</u>	(2:00) (Shotgun) J.Charles left tackle to SL 22 for 3 yards (J.Laurinaitis; W.Hayes).
2-7-SL 22	<i>(1:24) (Shotgun) PENALTY on KC-E.Fisher, False Start, 5 yards, enforced at SL 22 - No Play.</i>
2-12-SL 27	(1:22) (Shotgun) A.Smith sacked at SL 28 for -1 yards (R.Quinn).
3-13-SL 28	(:43) (Shotgun) A.Smith sacked at SL 35 for -7 yards (R.Quinn).
4-20-SL 35	<b>(:07) C.Santos 53 yard field goal is GOOD, Center-T.Gafford, Holder-D.Colquitt.</b>

<b>SL 7 KC 10, 10 plays, 37 yards, 1 penalty, 5:31 drive, 14:59 elapsed</b>
---

C.Santos kicks 63 yards from KC 35 to SL 2. T.Austin to SL 13 for 11 yards (J.Martin).

## END OF QUARTER

	Score	Time Poss	First Downs				Efficiencies	
			R	P	X	T	3 Down	4 Down
St. Louis Rams	7	6:19	1	1	0	2	0/2	0/0
Kansas City Chiefs	10	8:41	2	4	0	6	2/3	0/0

## Third Quarter

10/26/2014

## Play By Play

KC elects to Receive, and SL elects to defend the West goal.

**G.Zuerlein kicks 64 yards from SL 35 to KC 1. K.Davis for 99 yards, TOUCHDOWN.**

**Kansas City Chiefs at 15:00**

C.Santos extra point is GOOD, Center-T.Gafford, Holder-D.Colquitt.

**SL 7 KC 17, 0 plays, 99 yards, 0:12 drive, 0:12 elapsed**

C.Santos kicks 65 yards from KC 35 to end zone, Touchback.

**St. Louis Rams at 14:48, (1st play from scrimmage 14:46)**

- 1-10-SL 20 (14:46) (Shotgun) A.Davis pass short right to K.Britt to SL 29 for 9 yards (P.Gaines).  
 2-1-SL 29 (14:36) T.Mason right tackle to SL 30 for 1 yard (J.Houston).  
1-10-SL 30 (13:58) (Shotgun) A.Davis pass incomplete short right. A.Davis threw the pass away. No intended receiver.  
 2-10-SL 30 (13:50) (Run formation) *PENALTY on SL-A.Davis, Delay of Game, 5 yards, enforced at SL 30 - No Play.*  
 2-15-SL 25 (13:50) (Shotgun) A.Davis pass incomplete short right to J.Cook [T.Hali].  
 3-15-SL 25 (13:46) (Shotgun) A.Davis pass short left to T.Austin to SL 28 for 3 yards (R.Parker). KC-P.Gaines was injured during the play.  
 4-12-SL 28 (13:16) J.Hekker punts 60 yards to KC 12, Center-J.McQuaide. D.Thomas to KC 17 for 5 yards (M.McFadden).  
*PENALTY on KC-C.Gray, Illegal Block Above the Waist, 6 yards, enforced at KC 12.*

R7

**Kansas City Chiefs at 13:09**

- 1-10-KC 6 (13:09) (Shotgun) A.Smith pass short right to D.Harris to KC 10 for 4 yards (E.Gaines).  
*PENALTY on SL-A.Ogletree, Unnecessary Roughness, 15 yards, enforced at KC 10.*  
1-10-KC 25 (12:44) A.Smith pass short right to T.Kelce to KC 39 for 14 yards (R.McLeod).  
*PENALTY on KC-E.Fisher, Illegal Use of Hands, 10 yards, enforced at KC 25 - No Play.*  
 1-20-KC 15 (12:25) J.Charles up the middle to KC 22 for 7 yards (R.Quinn).  
 2-13-KC 22 (11:51) (Shotgun) A.Smith pass incomplete short left to T.Kelce (A.Ogletree).  
 3-13-KC 22 (11:47) (Shotgun) A.Smith scrambles left end to KC 37 for 15 yards (L.Joyner).  
*PENALTY on SL-E.Gaines, Personal Foul, 15 yards, enforced at KC 37.*  
1-10-SL 48 (11:34) A.Smith pass short left to D.Bowe to SL 47 for 1 yard (M.Roberson).  
 2-9-SL 47 (11:00) (Shotgun) A.Smith pass short left to A.Fasano pushed ob at SL 44 for 3 yards (T.McDonald).  
 3-6-SL 44 (10:40) (Shotgun) A.Smith pass short middle to J.Charles to SL 14 for 30 yards (L.Joyner).  
 St. Louis challenged the runner was down by contact ruling, and the play was Upheld. The ruling on the field was confirmed. (Timeout #1.)  
1-10-SL 14 (10:20) K.Davis up the middle to SL 12 for 2 yards (J.Dunbar).  
 2-8-SL 12 (9:39) (Shotgun) A.Smith pass incomplete short left to K.Davis.  
 3-8-SL 12 (9:39) (Shotgun) *PENALTY on KC, Offensive 12 On-field, 5 yards, enforced at SL 12 - No Play.*  
 3-13-SL 17 (9:36) A.Smith pass short middle to J.Charles to SL 10 for 7 yards (L.Joyner).  
 4-6-SL 10 (8:48) **C.Santos 28 yard field goal is GOOD, Center-T.Gafford, Holder-D.Colquitt.**

X10

R11

X12

P13

**SL 7 KC 20, 11 plays, 84 yards, 2 penalties, 4:23 drive, 6:14 elapsed**

C.Santos kicks 65 yards from KC 35 to end zone, Touchback.

**St. Louis Rams at 8:46**

- 1-10-SL 20 (8:46) Z.Stacy up the middle to SL 20 for no gain (D.Poe).  
 2-10-SL 20 (8:05) Z.Stacy up the middle to SL 20 for no gain (A.Bailey).  
 3-10-SL 20 (7:26) (Shotgun) A.Davis pass incomplete short left to K.Britt (S.Smith, K.Coleman) [A.Bailey].  
 4-10-SL 20 (7:21) J.Hekker punts 49 yards to KC 31, Center-J.McQuaide. D.Thomas to KC 44 for 13 yards (J.McQuaide).

**Kansas City Chiefs at 7:09**

- 1-10-KC 44 (7:09) J.Charles up the middle to KC 49 for 5 yards (T.McDonald).  
 2-5-KC 49 (6:27) (Shotgun) A.Smith pass short right to A.Fasano to SL 44 for 7 yards (E.Gaines).  
1-10-SL 44 (5:43) (Shotgun) A.Smith scrambles right end pushed ob at SL 38 for 6 yards (T.McDonald).  
 2-4-SL 38 (5:16) J.Charles right end to SL 37 for 1 yard (J.Laurinaitis).  
 3-3-SL 37 (4:33) (Shotgun) A.Smith pass incomplete short left to D.Thomas (J.Laurinaitis).  
 4-3-SL 37 (4:29) D.Colquitt punts 31 yards to SL 6, Center-T.Gafford, downed by KC-C.Gray.

P14

**St. Louis Rams at 4:19**

- 1-10-SL 6 (4:19) A.Davis sacked at SL 1 for -5 yards (A.Bailey). SL-J.Long was injured during the play.  
 2-15-SL 1 (3:50) B.Cunningham up the middle to SL 1 for no gain (A.Bailey).  
 3-15-SL 1 (3:09) B.Cunningham right end to SL 19 for 18 yards (K.Coleman).

R8



**St. Louis Rams vs Kansas City Chiefs at Arrowhead Stadium**

- 1-10-SL 19 (2:26) A.Davis pass incomplete deep left to K.Britt.
- 2-10-SL 19 (2:19) (Shotgun) A.Davis sacked at SL 13 for -6 yards (J.Houston).
- 3-16-SL 13 (1:40) (Shotgun) A.Davis pass incomplete deep left to S.Bailey [V.Walker].
- 4-16-SL 13 (1:33) J.Hekker punts 58 yards to KC 29, Center-J.McQuaide, out of bounds.

**Kansas City Chiefs at 1:25**

- 1-10-KC 29 (1:25) K.Davis right end to KC 33 for 4 yards (A.Ogletree).  
*PENALTY on KC-D.Bowe, Offensive Holding, 10 yards, enforced at KC 33.*
- 1-16-KC 23 (1:25) K.Davis right end to KC 30 for 7 yards (J.Laurinaitis).
- 2-9-KC 30 (:23) A.Smith pass short left to A.Sherman to SL 46 for 24 yards (M.Roberson).

P15

**END OF QUARTER**

	<b>Score</b>	<b>Time Poss</b>	<b>First Downs</b>				<b>Efficiencies</b>	
			<b>R</b>	<b>P</b>	<b>X</b>	<b>T</b>	<b>3 Down</b>	<b>4 Down</b>
<b>St. Louis Rams</b>	<b>7</b>	<b>6:10</b>	<b>2</b>	<b>0</b>	<b>0</b>	<b>2</b>	<b>1/4</b>	<b>0/0</b>
<b>Kansas City Chiefs</b>	<b>20</b>	<b>8:50</b>	<b>1</b>	<b>3</b>	<b>2</b>	<b>6</b>	<b>2/4</b>	<b>0/0</b>

## Fourth Quarter

10/26/2014

## Play By Play

Kansas City Chiefs continued.

<u>1-10-SL 46</u>	(15:00) J.Charles up the middle to SL 36 for 10 yards (E.Sims). SL-R.McLeod was injured during the play.	R16
<u>1-10-SL 36</u>	<b>(14:27) J.Charles up the middle for 36 yards, TOUCHDOWN.</b>	R17
	C.Santos extra point is GOOD, Center-T.Gafford, Holder-D.Colquitt.	

<b>SL 7 KC 27, 5 plays, 71 yards, 2:07 drive, 0:42 elapsed</b>
--

C.Santos kicks 65 yards from KC 35 to end zone, Touchback.

## St. Louis Rams at 14:18

1-10-SL 20	(14:18) (Shotgun) A.Davis pass incomplete short right to J.Cook (J.Mauga). KC-T.Hali was injured during the play.
2-10-SL 20	(14:14) (Shotgun) A.Davis sacked at SL 16 for -4 yards (sack split by D.Ford and A.Bailey). Timeout #1 by KC at 13:39.
3-14-SL 16	(13:39) (Shotgun) A.Davis pass incomplete deep left to C.Givens.
4-14-SL 16	(13:31) J.Hekker punts 53 yards to KC 31, Center-J.McQuaide. D.Thomas to KC 45 for 14 yards (M.McFadden). <i>PENALTY on KC-A.Wilson, Offensive Holding, 10 yards, enforced at KC 31.</i>

## Kansas City Chiefs at 13:22

1-10-KC 21	(13:22) (Shotgun) K.Davis up the middle to KC 24 for 3 yards (A.Ogletree; K.Langford).	
2-7-KC 24	(12:49) K.Davis right end to KC 39 for 15 yards (C.Davis). SL-C.Davis was injured during the play.	R18
<u>1-10-KC 39</u>	(12:19) K.Davis right end to KC 42 for 3 yards (L.Joyner).	
2-7-KC 42	(11:38) (Shotgun) K.Davis right end to KC 39 for -3 yards (W.Hayes).	
3-10-KC 39	(10:56) (Shotgun) A.Smith pass short middle to D.Bowe to SL 45 for 16 yards (E.Gaines).	P19
<u>1-10-SL 45</u>	(10:14) K.Davis up the middle to SL 45 for no gain (W.Hayes).	
2-10-SL 45	(9:38) (Shotgun) A.Smith pass short right to D.Bowe to SL 31 for 14 yards (L.Joyner).	P20
<u>1-10-SL 31</u>	(8:59) A.Smith pass short left to F.Hammond to SL 22 for 9 yards (M.Roberson).	
2-1-SL 22	(8:23) K.Davis up the middle to SL 9 for 13 yards (L.Joyner).	R21
<u>1-9-SL 9</u>	(7:44) K.Davis up the middle to SL 13 for -4 yards (A.Donald).	
2-13-SL 13	(7:06) K.Davis up the middle to SL 6 for 7 yards (J.Laurinaitis). <i>PENALTY on SL-A.Ogletree, Unnecessary Roughness, 3 yards, enforced at SL 6.</i>	X22
<u>1-3-SL 3</u>	<b>(6:32) K.Davis up the middle for 3 yards, TOUCHDOWN.</b>	R23
	C.Santos extra point is GOOD, Center-T.Gafford, Holder-D.Colquitt.	

<b>SL 7 KC 34, 12 plays, 79 yards, 1 penalty, 6:54 drive, 8:32 elapsed</b>
--

C.Santos kicks 65 yards from KC 35 to end zone, Touchback.

*PENALTY on SL-J.Thomas, Unnecessary Roughness, 10 yards, enforced at SL 20.*

## St. Louis Rams at 6:28

1-10-SL 10	(6:28) (Shotgun) A.Davis pass short right to Z.Stacy to SL 18 for 8 yards (V.Walker).	
2-2-SL 18	(5:57) (No Huddle, Shotgun) A.Davis pass short left to Z.Stacy to SL 24 for 6 yards (P.Gaines).	P9
<u>1-10-SL 24</u>	(5:34) (No Huddle, Shotgun) A.Davis pass short middle to S.Bailey to SL 44 for 20 yards (R.Parker).	P10
<u>1-10-SL 44</u>	(5:04) (No Huddle, Shotgun) A.Davis pass short middle to Z.Stacy to SL 49 for 5 yards (F.Zombo; J.Johnson). <i>PENALTY on SL-G.Robinson, Offensive Holding, 10 yards, enforced at SL 44 - No Play.</i>	
1-20-SL 34	(4:58) (Shotgun) A.Davis pass short left to T.Mason to SL 35 for 1 yard (D.Ford).	
2-19-SL 35	(4:31) (No Huddle, Shotgun) A.Davis pass short right to C.Givens to SL 47 for 12 yards (M.Cooper) [P.Gaines].	
3-7-SL 47	(4:22) (Shotgun) A.Davis pass short right to J.Cook to KC 42 for 11 yards (K.McCray).	P11
<u>1-10-KC 42</u>	(4:16) (No Huddle, Shotgun) T.Mason up the middle to KC 39 for 3 yards (V.Walker).	
2-7-KC 39	(3:53) (No Huddle, Shotgun) A.Davis pass short left to S.Bailey ran ob at KC 26 for 13 yards (S.Smith).	P12
<u>1-10-KC 26</u>	(3:44) (Shotgun) A.Davis pass short left to T.Austin to KC 17 for 9 yards (D.Ford).	
2-1-KC 17	(3:20) (No Huddle, Shotgun) A.Davis pass incomplete short middle to Z.Stacy.	
3-1-KC 17	(3:15) (Shotgun) A.Davis sacked at KC 24 for -7 yards (J.Houston).	
4-8-KC 24	(2:42) (No Huddle, Shotgun) A.Davis sacked at KC 28 for -4 yards (sack split by J.Howard and V.Walker).	

## Kansas City Chiefs at 2:35

1-10-KC 28	(2:35) K.Davis up the middle to KC 27 for -1 yards (R.Quinn).
------------	---

Two-Minute Warning

2-11-KC 27	(2:00) K.Davis up the middle to KC 29 for 2 yards (J.Laurinaitis).
------------	--

**St. Louis Rams vs Kansas City Chiefs at Arrowhead Stadium**

3-9-KC 29 (1:21) K.Davis right end to KC 27 for -2 yards (E.Gaines).

4-11-KC 27 (:33) D.Colquitt punts 55 yards to SL 18, Center-T.Gafford. T.Austin pushed ob at KC 44 for 38 yards (D.Colquitt).

**St. Louis Rams at 0:17**

1-10-KC 44 (:17) (Shotgun) T.Mason up the middle to KC 32 for 12 yards (K.Coleman).

R13

**END OF QUARTER**

	Score	Time Poss	First Downs				Efficiencies	
			R	P	X	T	3 Down	4 Down
<b>St. Louis Rams</b>	<b>7</b>	<b>5:06</b>	<b>1</b>	<b>4</b>	<b>0</b>	<b>5</b>	<b>1/3</b>	<b>0/1</b>
<b>Kansas City Chiefs</b>	<b>34</b>	<b>9:54</b>	<b>5</b>	<b>2</b>	<b>1</b>	<b>8</b>	<b>1/2</b>	<b>0/0</b>

# Miscellaneous Statistics Report

St. Louis Rams vs Kansas City Chiefs  
10/26/2014 at Arrowhead Stadium

## Ten Longest Plays for St. Louis Rams

Yards	Qtr	Play Start	Play Description
43	1	3-1-SL 44	(14:12) (Shotgun) A.Davis pass deep left to K.Britt to KC 13 for 43 yards (R.Parker).
20	4	1-10-SL 24	(5:34) (No Huddle, Shotgun) A.Davis pass short middle to S.Bailey to SL 44 for 20 yards (R.Parker).
18	3	3-15-SL 1	(3:09) B.Cunningham right end to SL 19 for 18 yards (K.Coleman).
14	1	2-7-SL 20	(7:13) T.Mason right end to SL 34 for 14 yards (J.Fleming).
13	4	2-7-KC 39	(3:53) (No Huddle, Shotgun) A.Davis pass short left to S.Bailey ran ob at KC 26 for 13 yards (S.Smith).
12	4	2-19-SL 35	(4:31) (No Huddle, Shotgun) A.Davis pass short right to C.Givens to SL 47 for 12 yards (M.Cooper) [P.Gaines].
12	4	1-10-KC 44	(:17) (Shotgun) T.Mason up the middle to KC 32 for 12 yards (K.Coleman).
11	4	3-7-SL 47	(4:22) (Shotgun) A.Davis pass short right to J.Cook to KC 42 for 11 yards (K.McCray).
10	2	1-10-SL 20	(11:54) A.Davis pass short right to B.Quick to SL 30 for 10 yards (J.Fleming). SL-B.Quick was injured during the play.
9	1	2-10-SL 35	(14:50) B.Cunningham up the middle to SL 44 for 9 yards (D.Poe).

## Ten Longest Plays for Kansas City Chiefs

Yards	Qtr	Play Start	Play Description
36	4	1-10-SL 36	(14:27) J.Charles up the middle for 36 yards, TOUCHDOWN.
30	3	3-13-KC 22	(11:47) (Shotgun) A.Smith scrambles left end to KC 37 for 15 yards (L.Joyner).
30	3	3-6-SL 44	(10:40) (Shotgun) A.Smith pass short middle to J.Charles to SL 14 for 30 yards (L.Joyner).
24	3	2-9-KC 30	(:23) A.Smith pass short left to A.Sherman to SL 46 for 24 yards (M.Roberson).
19	3	1-10-KC 6	(13:09) (Shotgun) A.Smith pass short right to D.Harris to KC 10 for 4 yards (E.Gaines).
17	1	3-6-KC 24	(10:47) (Shotgun) A.Smith pass short right to D.Thomas to KC 41 for 17 yards (E.Gaines; L.Joyner).
17	2	3-6-SL 18	(12:55) (Shotgun) A.Smith pass short right to T.Kelce to SL 1 for 17 yards (T.McDonald).
16	4	3-10-KC 39	(10:56) (Shotgun) A.Smith pass short middle to D.Bowe to SL 45 for 16 yards (E.Gaines).
15	4	2-7-KC 24	(12:49) K.Davis right end to KC 39 for 15 yards (C.Davis). SL-C.Davis was injured during the play.
14	2	3-6-SL 49	(2:36) (Shotgun) A.Smith pass short middle to D.Bowe to SL 35 for 14 yards (L.Joyner).

## Touchdown Scoring Information

		Offense	Defense	Special Teams
<b>VISITOR</b>	St. Louis Rams	1	0	0
<b>HOME</b>	Kansas City Chiefs	3	0	1

## Player Scoring Information

Club	Player	TD	Rush TD	Rec TD	KO TD	Punt TD	Int TD	Fum TD	Misc TD	FG	XP	2Pt Rush	2Pt Rec	Sfty	Points
SL	L.Kendricks	0	0	1	0	0	0	0	0	0	0	0	0	0	6
SL	G.Zuerlein	0	0	0	0	0	0	0	0	0	1	0	0	0	1
KC	J.Charles	0	2	0	0	0	0	0	0	0	0	0	0	0	12
KC	K.Davis	0	1	0	1	0	0	0	0	0	0	0	0	0	12
KC	C.Santos	0	0	0	0	0	0	0	0	2	4	0	0	0	10

## Possession Detail

	First Half		Second Half		Game	
	Visitor	Home	Visitor	Home	Visitor	Home
Largest Lead	7	3	0	27	7	27
Drives Leading	2	0	0	6	2	6
Time of Possession Leading	3:43	0:00	0:00	18:44	3:43	18:44
Largest Deficit	-3	-7	-27	0	-27	-7
Drives Trailing	1	3	6	0	7	3
Time of Possession Trailing	0:01	11:13	11:16	0:00	11:17	11:13
Times Score Tied Up		1		0		1
Lead Changes		2		0		2

# Playtime Percentage

*Percent of playtime per player on offense, defense and special teams*

St. Louis Rams					Kansas City Chiefs				
		Offense	Defense	Special Teams			Offense	Defense	Special Teams
G Robinson	G	52 100%		2 7%	E Fisher	T	66 100%		6 22%
J Barksdale	T	52 100%		2 7%	Z Fulton	G	66 100%		6 22%
A Davis	QB	52 100%			R Hudson	C	66 100%		5 19%
K Britt	WR	41 79%			R Harris	T	66 100%		
J Cook	TE	38 73%			M McGlynn	G	66 100%		
D Joseph	G	37 71%		2 7%	A Smith	QB	63 95%		
T Austin	WR	33 63%		5 19%	A Fasano	TE	56 85%		
J Long	T	30 58%		1 4%	D Bowe	WR	52 79%		
S Wells	C	29 56%			J Charles	RB	43 65%		
L Kendricks	TE	28 54%		2 7%	A Jenkins	WR	39 59%		
M Person	G	23 44%		8 30%	T Kelce	TE	38 58%		6 22%
B Jones	C	23 44%		8 30%	K Davis	RB	22 33%		2 7%
S Bailey	WR	22 42%		13 48%	A Sherman	FB	20 30%		13 48%
C Givens	WR	21 40%			J Hemingway	WR	18 27%		
B Cunningham	RB	18 35%		13 48%	D Thomas	RB	14 21%		6 22%
T Mason	RB	18 35%		2 7%	D Harris	TE	14 21%		6 22%
R Saffold	T	15 29%		1 4%	F Hammond	WR	10 15%		
Z Stacy	RB	15 29%			C Daniel	QB	3 5%		
C Harkey	TE	14 27%		18 67%	A Wilson	WR	2 3%		14 52%
B Quick	WR	11 21%			J Linkenbach	G	1 2%		6 22%
T McDonald	SS		66 100%	9 33%	D Stephenson	T	1 2%		6 22%
J Laurinaitis	LB		66 100%		S Smith	CB		52 100%	1 4%
M Roberson	CB		65 98%	12 44%	J Houston	LB		46 88%	1 4%
E Gaines	CB		65 98%	8 30%	R Parker	CB		45 87%	5 19%
A Ogletree	LB		62 94%		P Gaines	CB		39 75%	15 56%
W Hayes	DE		50 76%	6 22%	J Johnson	LB		39 75%	9 33%
R McLeod	FS		49 74%	6 22%	H Abdullah	FS		38 73%	5 19%
J Dunbar	LB		48 73%		J Mauga	LB		38 73%	3 11%
R Quinn	DE		47 71%	7 26%	D Poe	NT		36 69%	3 11%
A Donald	DT		40 61%	7 26%	J Howard	DE		33 63%	
M Brockers	DT		40 61%		T Hali	LB		32 62%	1 4%
E Sims	DE		36 55%	8 30%	A Bailey	DE		30 58%	9 33%
L Joyner	FS		35 53%	3 11%	M Cooper	CB		23 44%	18 67%
K Langford	DT		28 42%		V Walker	DE		22 42%	
A Carrington	DT		21 32%	7 26%	K Coleman	FS		19 37%	12 44%
D Bates	LB		5 8%	25 93%	J Fleming	CB		17 33%	1 4%
C Davis	FS		3 5%	17 63%	D Ford	LB		16 31%	7 26%
W Herring	LB			25 93%	F Zombo	LB		14 27%	21 78%
C Reynolds	RB			18 67%	K McCray	FS		14 27%	18 67%
M McFadden	LB			17 63%	K Vickerson	DT		11 21%	9 33%
T Watts	RB			17 63%	J Martin	LB		8 15%	19 70%
J Hekker	P			8 30%	C Gray	RB			18 67%
J McQuaide	LS			8 30%	J Franklin	LB			13 48%
J Thomas	CB			6 22%	C Santos	K			13 48%
G Zuerlein	K			4 15%					

T Gafford	LS	10	37%
D Colquitt	P	10	37%



*ST. LOUIS*  
**RAMS**

**RAMS RECORDS**

# RAMS ALL-TIME LEADERS

**Bold denotes player active with Rams**

*Italics denotes rookie*

## **CAREER RUSHING**

	<b>Years</b>	<b>Att.</b>	<b>Yards</b>	<b>Avg.</b>	<b>Long</b>	<b>TD</b>	
1.	Jackson, Steven.....	2004-12	2,395	10,135	4.2	59t	56
2.	Dickerson, Eric.....	1983-87	1,525	7,245	4.8	85t	56
3.	Faulk, Marshall.....	1999-2006	1,447	6,959	4.8	71t	58
4.	McCutcheon, Lawrence.....	1973-79	1,435	6,186	4.3	48	23
5.	Bass, Dick.....	1960-69	1,218	5,417	4.5	73t	34
6.	Towler, Dan.....	1950-55	672	3,493	5.2	79t	44
7.	Josephson, Les.....	1964-67, 69-74	797	3,407	4.3	75	17
8.	Younger, Paul (Tank).....	1949-57	682	3,296	4.8	75t	17
9.	Tyler, Wendell.....	1977-82	720	3,266	4.5	69t	33
10.	Bryant, Cullen.....	1973-81, 87	802	3,119	3.9	26	20

## **SEASON RUSHING**

	<b>Year</b>	<b>Att.</b>	<b>Yds.</b>	<b>Avg.</b>	<b>Long</b>	<b>TD</b>	
1.	Dickerson, Eric.....	1984	379	2,105	5.6	66	14
2.	Dickerson, Eric.....	1986	404	1,821	4.5	42t	11
3.	Dickerson, Eric.....	1983	390	1,808	4.6	85t	18
4.	Jackson, Steven.....	2006	346	1,528	4.4	59t	13
5.	Bettis, Jerome.....	1993	294	1,429	4.9	71t	7
6.	Jackson, Steven.....	2009	324	1,416	4.4	58	4
7.	Faulk, Marshall.....	2001	260	1,382	5.3	71t	12
8.	Faulk, Marshall.....	1999	253	1,381	5.5	58	7
9.	White, Charles.....	1987	324	1,374	4.2	58	11
10.	Faulk, Marshall.....	2000	253	1,359	5.4	36	18

## **CAREER PASSING** (Based on Yards)

	<b>Years</b>	<b>Att.</b>	<b>Comp.</b>	<b>Yards</b>	<b>Pct.</b>	<b>TD</b>	<b>Int.</b>	
1.	Everett, Jim.....	1986-93	3,277	1,847	23,758	.564	142	123
2.	Bulger, Marc.....	2001-09	3,171	1,969	22,814	.621	122	93
3.	Gabriel, Roman.....	1962-72	3,313	1,705	22,223	.515	154	112
4.	Van Brocklin, Norm.....	1949-57	1,897	1,011	16,114	.533	118	127
5.	Warner, Kurt.....	1998-03	1,688	1,121	14,447	.664	102	65
6.	Waterfield, Bob.....	1945-52	1,618	814	11,893	.503	99	128
7.	<b>Bradford, Sam.....</b>	<b>2010-</b>	<b>1,760</b>	<b>1,032</b>	<b>11,065</b>	<b>.586</b>	<b>59</b>	<b>38</b>
8.	Ferragamo, Vince.....	1977-84	1,288	730	9,376	.567	70	71
9.	Haden, Pat.....	1976-81	1,363	731	9,296	.536	52	60
10.	Wade, Bill.....	1954-60	1,116	602	8,572	.539	56	68

## **CAREER PASSING** (Based on Rating; Minimum 1,500 Attempts)

	<b>Years</b>	<b>Att.</b>	<b>Comp.</b>	<b>Yards</b>	<b>Pct.</b>	<b>TD</b>	<b>Int.</b>	<b>Rating</b>	
1.	Warner, Kurt.....	1998-03	1,688	1,121	14,447	.664	102	65	97.2
2.	Bulger, Marc.....	2001-09	3,171	1,969	22,814	.621	122	93	84.4
3.	Everett, Jim.....	1986-93	3,277	1,847	23,758	.564	142	123	78.1
4.	<b>Bradford, Sam.....</b>	<b>2010-</b>	<b>1,760</b>	<b>1,032</b>	<b>11,065</b>	<b>.586</b>	<b>59</b>	<b>38</b>	<b>79.3</b>
5.	Van Brocklin, Norm.....	1949-57	1,897	1,011	16,114	.533	118	127	74.7

## **SEASON PASSING** (Based on Yards)

	<b>Year</b>	<b>Att.</b>	<b>Comp.</b>	<b>Yards</b>	<b>Pct.</b>	<b>TD</b>	<b>Int.</b>	
1.	Warner, Kurt.....	2001	546	375	4,830	68.7	36	22
2.	Warner, Kurt.....	1999	499	325	4,353	65.1	41	13
3.	Everett, Jim.....	1989	518	304	4,310	58.7	29	17
4.	Bulger, Marc.....	2006	588	370	4,301	63.0	24	8
5.	Everett, Jim.....	1990	554	307	3,989	55.4	23	17
6.	Everett, Jim.....	1988	517	308	3,964	59.6	31	18
7.	Bulger, Marc.....	2004	485	321	3,964	66.2	21	14
8.	Bulger, Marc.....	2003	532	336	3,845	63.2	22	22
9.	<b>Bradford, Sam.....</b>	<b>2012</b>	<b>551</b>	<b>328</b>	<b>3,702</b>	<b>59.5</b>	<b>21</b>	<b>13</b>
10.	<b>Bradford, Sam.....</b>	<b>2010</b>	<b>590</b>	<b>354</b>	<b>3,512</b>	<b>60.0</b>	<b>18</b>	<b>15</b>



## CAREER RECEPTIONS

	<b>Years</b>	<b>No.</b>	<b>Yards</b>	<b>Avg.</b>	<b>Long</b>	<b>TD</b>	
1.	Bruce, Isaac.....	1994-2007	942	14,109	15.0	80t	84
2.	Holt, Torry.....	1999-2008	869	12,660	14.6	85t	74
3.	Ellard, Henry.....	1983-93	593	9,761	16.5	81t	48
4.	Faulk, Marshall (RB).....	1999-2006	470	4,071	8.7	72t	27
5.	Jackson, Steven (RB).....	2004-12	407	3,324	8.2	64t	8
6.	Fears, Tom.....	1948-56	400	5,397	13.4	80t	38
7.	Hirsch, Elroy.....	1949-57	343	6,299	18.4	91t	53
8.	Snow, Jack.....	1965-75	340	6,012	17.7	84t	45
9.	Phillips, Jim.....	1958-64	333	4,953	14.9	93t	27
10.	Benton, Jim.....	1938-40, 42, 44-47	275	4,566	16.6	84t	42

## SEASON RECEPTIONS

	<b>Year</b>	<b>No.</b>	<b>Yards</b>	<b>Avg.</b>	<b>Long</b>	<b>TD</b>	
1.	Bruce, Isaac.....	1995	119	1,781	15.0	72	13
2.	Holt, Torry.....	2003	117	1,696	14.5	48	12
3.	Holt, Torry.....	2005	102	1,331	13.0	44	9
4.	Holt, Torry.....	2004	94	1,372	14.6	75t	10
5.	Holt, Torry.....	2007	93	1,189	12.8	40	7
	Holt, Torry.....	2006	93	1,188	12.8	67t	10
7.	Holt, Torry.....	2002	91	1,302	14.3	58	4
8.	Jackson, Steven.....	2006	90	806	9.0	64t	3
9.	Bruce, Isaac.....	2004	89	1,292	14.5	56	6
10.	Bruce, Isaac.....	2000	87	1,471	16.9	78t	9
	Faulk, Marshall (RB).....	1999	87	1,048	12.0	57t	5

## CAREER RECEIVING YARDS

	<b>Years</b>	<b>No.</b>	<b>Yards</b>	<b>Avg.</b>	<b>Long</b>	<b>TD</b>	
1.	Bruce, Isaac.....	1994-2007	942	14,109	15.0	80t	84
2.	Holt, Torry.....	1999-2008	869	12,660	14.6	85t	74
3.	Ellard, Henry.....	1983-93	593	9,761	16.6	81t	48
4.	Hirsch, Elroy.....	1949-57	343	6,299	18.4	91t	53
5.	Snow, Jack.....	1965-75	340	6,012	17.7	84t	45
6.	Fears, Tom.....	1948-56	400	5,397	13.4	80t	38
7.	Anderson, Willie.....	1988-94	259	5,246	20.3	78t	26
8.	Phillips, Jim.....	1958-64	333	4,953	14.9	93t	27
9.	Benton, Jim.....	1938-40, 42, 44-47	275	4,566	16.6	84t	42
10.	Faulk, Marshall.....	1999-2006	470	4,071	8.7	72t	27

## SEASON RECEIVING YARDS

	<b>Years</b>	<b>No.</b>	<b>Yards</b>	<b>Avg.</b>	<b>Long</b>	<b>TD</b>	
1.	Bruce, Isaac.....	1995	119	1,781	15.0	72	13
2.	Holt, Torry.....	2003	117	1,696	14.5	48	12
3.	Holt, Torry.....	2000	82	1,635	19.9	85t	6
4.	Hirsch, Elroy.....	1951	66	1,495	22.7	91	17
5.	Bruce, Isaac.....	2000	87	1,471	16.9	78t	9
6.	Ellard, Henry.....	1988	86	1,414	16.4	68	10
7.	Ellard, Henry.....	1989	70	1,382	19.7	53	8
8.	Holt, Torry.....	2004	94	1,372	14.6	75t	10
9.	Holt, Torry.....	2001	81	1,363	16.8	51	7
10.	Bruce, Isaac.....	1996	84	1,338	15.9	70	7

## CAREER YARDS FROM SCRIMMAGE

		<b>TOTAL</b>		<b>RUSHING</b>		<b>RECEIVING</b>		
	<b>Years</b>	<b>Touches</b>	<b>Yards</b>	<b>Rush</b>	<b>Yards</b>	<b>Rec.</b>	<b>Yards</b>	
1.	Bruce, Isaac.....	1994-2007	965	14,259	23	150	942	14,109
2.	Jackson, Steven.....	2004-12	2,802	13,459	2,395	10,135	407	3,324
3.	Holt, Torry.....	1999-2008	880	12,717	11	57	869	12,660
4.	Faulk, Marshall.....	1999-2006	1,917	11,030	1,447	6,959	470	4,071
5.	Ellard, Henry.....	1983-93	611	9,816	18	55	593	9,761
6.	Dickerson, Eric.....	1983-87	1,648	8,157	1,525	7,245	123	912
7.	McCutcheon, Lawrence.....	1972-79	1,619	7,869	1,435	6,186	184	1,683
8.	Bass, Dick.....	1960-69	1,432	7,262	1,218	5,417	214	1,845
9.	Hirsch, Elroy.....	1949-57	417	6,616	74	317	343	6,299
10.	Snow, Jack.....	1965-75	342	6,015	2	3	340	6,012

**CAREER KICKOFF RETURN AVERAGE** (Minimum 75)

	Years	No.	Yards	Avg.	Long	TD
1. Horne, Tony .....	1998-00	143	3,577	25.0	103t	4
2. Arnett, Jon.....	1957-63	104	2,590	24.9	71t	2
3. Lewis, Woodley.....	1950-55	108	2,575	23.8	88t	1
4. Amendola, Danny .....	2009-12	118	2,776	23.5	84	0
5. Brown, Ron .....	1984-89, 91	169	3,918	23.2	98t	4
6. Harris, Arlen.....	2003-05	99	2,147	21.7	42	0

**SEASON KICKOFF RETURN AVERAGE** (Minimum One Per Game)

	Year	No.	Yards	Avg.	Long	TD
1. Smith, Verda (Vitamin T.) .....	1950	22	742	33.7	97	3
2. Brown, Ron .....	1985	28	918	32.8	98t	3
3. Wilson, Tom.....	1956	15	477	31.8	103t	1
4. Bass, Dick.....	1961	23	698	30.3	64	0
5. Williams, Travis .....	1971	25	743	29.7	105t	1
Horne, Tony .....	1999	30	892	29.7	101t	2

**CAREER PUNT RETURN AVERAGE** (Minimum 75)

	Years	No.	Yards	Avg.	Long	TD
1. Hakim, Az-Zahir .....	1998-01	112	1,278	11.4	86t	2
2. Ellard, Henry .....	1983-93	135	1,527	11.3	83t	4
3. Smith, Verda (Vitamin T.) .....	1949-53	75	814	10.9	85t	1
4. Kennison, Eddie.....	1996-98	103	1,085	10.5	78t	3
5. Irvin, LeRoy.....	1980-89	146	1,451	9.9	84t	4

**SEASON PUNT RETURN AVERAGE** (Minimum One Per Punt)

	Year	No.	Yards	Avg.	Long	TD
1. Lewis, Woodley .....	1952	19	351	18.5	83t	2
2. Smith, Verda (Vitamin T.).....	1949	27	427	15.8	85t	1
3. Horvath, Les .....	1948	13	203	15.6	27	0
4. Hakim, Az-Zahir .....	2000	32	489	15.3	86t	1
5. Hall, Dante .....	2007	19	286	15.1	85t	1

**CAREER ALL-PURPOSE YARDS**

	Years	Touches	Yards	Rush	Yards	Rec.	Yards	PR	Yards	KR	Yards
1. Bruce, Isaac.....	1994-2007	965	14,311	23	150	942	14,109	0	52	0	0
2. Jackson, Steven .....	2004-12	2,806	13,538	2,395	10,135	407	3,324	0	0	4	79
2. Holt, Torry.....	1999-2008	883	12,732	11	57	869	12,660	3	15	0	0
4. Ellard, Henry.....	1983-93	765	11,707	18	55	593	9,761	135	1,527	19	364
5. Faulk, Marshall .....	1999-2006	1,919	11,048	1,447	6,959	470	4,071	0	0	2	18
6. Bass, Dick.....	1960-69	1,510	8,936	1,218	5,417	214	1,845	24	263	54	1,415
7. Dickerson, Eric .....	1983-87	1,648	8,157	1,525	7,245	123	912	0	0	0	0
8. Arnett, Jon .....	1957-63	1,042	8,036	688	2,852	175	1,911	75	683	104	2,590
9. McCutcheon, L. ....	1972-79	1,620	7,875	1,435	6,186	184	1,683	0	0	1	6
10. Bryant, Cullen... ..	1973-81, 1987	1,080	6,735	802	3,119	142	1,149	71	707	65	1,760

**CAREER SCORING**

	Years	TD	PAT	FG	2-Pt.	Tot. Pts.
1. Wilkins, Jeff.....	1997-2007	0	428	265	0	1,223
2. Lansford, Mike .....	1982-90	0	315	158	0	789
3. Waterfield, Bob .....	1945-52	13	315	60	0	573
4. Gossett, Bruce .....	1964-69	0	211	120	0	571
5. Faulk, Marshall.....	1999-2006	85	0	0	7	524

**SEASON SCORING**

	Year	TD	PAT	FG	2-Pt.	Tot. Pts.
1. Wilkins, Jeff.....	2003	0	46	39	0	163
2. Faulk, Marshall (RB) .....	2000	26	0	0	2	160
3. Wilkins, Jeff.....	2006	0	35	32	0	131
4. Ray, David .....	1973	0	40	30	0	130
5. Faulk, Marshall (RB) .....	2001	21	0	0	1	128

## CAREER INTERCEPTIONS

		Years	No.	Yards	Avg.	Long	TD
1.	Meador, Ed .....	1959-70	46	547	11.9	38t	5
2.	Cromwell, Nolan .....	1977-87	37	671	18.1	94	4
3.	Irvin, LeRoy .....	1980-89	34	654	19.2	81t	5
4.	Lyght, Todd .....	1991-00	31	359	11.6	57t	4
5.	Lyle, Keith .....	1994-00	28	336	12.0	68	0
	Perry, Rod .....	1975-82	28	386	13.8	83t	4
	Williams, Clarence .....	1965-72	28	428	15.3	65t	2
	Sherman, Will .....	1954-60	28	515	18.4	95t	3
9.	Elmendorf, Dave .....	1971-79	27	421	15.6	57t	2
10.	Thomas, Pat.....	1976-82	26	292	11.2	64	1

## SEASON INTERCEPTIONS

		Year	No.	Yards	Avg.	Long	TD
1.	Lane, Dick ( <i>Night Train</i> ) .....	1952	*14	298	21.3	80t	2
2.	Lewis, Woodley .....	1950	12	275	22.9	36	0
3.	Sherman, Will .....	1955	11	101	9.2	36	0
4.	Jackson, Monte .....	1976	10	173	17.3	46t	3
5.	McNeil, Ryan.....	1997	9	127	14.1	75t	1
	Lyle, Keith .....	1996	9	152	16.9	68	0
	Burroughs, Don .....	1955	9	103	11.4	34	0
	Sims, George.....	1949	9	78	8.7	27	1

\*NFL Record

## MOST CAREER PUNTS

	Years	No.	Yards	Avg.	TB	In 20	Long	Blocks
1.	Jones, Donnie..... 2007-2011	449	20,924	46.6	39	133	80	1
2.	Hatcher, Dale..... 1985-89, 1991	432	17,302	40.1	28	121	67	2
3.	Landeta, Sean .... '93-96, 2003-04	380	16,747	44.2	42	90	70	0
4.	Van Brocklin, Norm..... 1951-1957	343	14,783	43.1	—	—	71	1
5.	Studstill, Pat..... 1968-1971	298	11,980	40.2	25	—	60	0
	Villanueva, Danny..... 1961-1964	296	13,099	44.3	13	—	68	1

## SEASON PUNTING AVERAGE

	Year	No.	Yards	Avg.	TB	In 20	Long	Blocked
1.	Jones, Donnie..... 2008	82	4,100	50.0	7	20	68	0
2.	Jones, Donnie..... 2007	78	3,684	47.2	9	18	80	0
3.	Jones, Donnie..... 2009	90	4,212	46.8	10	34	63	0
4.	<b>Hekker, Johnny .....</b> 2013	<b>78</b>	<b>3,609</b>	<b>46.3</b>	<b>4</b>	<b>19</b>	<b>64</b>	<b>0</b>
5.	<b>Hekker, Johnny .....</b> 2012	<b>82</b>	<b>3,756</b>	<b>45.8</b>	<b>4</b>	<b>22</b>	<b>68</b>	<b>0</b>
6.	Villanueva, Danny..... 1962	87	3,960	45.5	7	—	65	1
	Jones, Donnie..... 2010	94	4,276	45.5	4	32	63	0
8.	Turk, Matt .....	69	3,132	45.4	7	26	74	1
	Villanueva, Danny..... 1963	81	3,678	45.4	0	—	68	0

# RAMS YEAR-BY-YEAR LEADERS

## PASSING

Year	Player	Att.	Cmp.	Yards	Pct.	TD	Int.	Long	Sk/Yds	Rating
1937	Snyder, Bob	66	25	378	37.9	1	14			23.0
1938	Snyder, Bob	87	36	631	41.4	0	9			27.2
1939	Hall, Parker	208	106	1,227	51.0	9	13			57.5
1940	Hall, Parker	183	77	1,108	42.1	1	16			27.8
1941	Hall, Parker	190	84	863	44.2	7	19	39		30.5
1942	Hall, Parker	140	62	815	44.3	7	19	59		40.3
1943	Suspended Play/W.W. II									
1944	Reisz, Albie	113	49	777	43.4	8	10	70		53.6
1945	Waterfield, Bob	171	88	1,609	51.4	14	16	84		72.5
1946	Waterfield, Bob	256	128	1,772	50.0	17	18	57		65.9
1947	Waterfield, Bob	221	96	1,210	43.4	8	18	45		39.2
1948	Hardy, Jim	211	112	1,390	50.7	14	7	69t		82.1
1949	Waterfield, Bob	296	154	2,168	52.0	17	24	71t		61.3
1950	Van Brocklin, Norm	233	127	2,061	54.5	18	14	58		85.1
1951	Waterfield, Bob	176	88	1,566	50.0	13	10	91t		81.8
1952	Van Brocklin, Norm	205	113	1,736	55.1	14	17	84t		71.5
1953	Van Brocklin, Norm	286	156	2,393	54.5	19	14	70t		84.1
1954	Van Brocklin, Norm	260	139	2,637	53.5	13	21	80t		71.9
1955	Van Brocklin, Norm	272	144	1,890	52.9	8	15	74t		62.0
1956	Wade, Bill	178	91	1,461	51.1	10	13	76t		67.2
1957	Van Brocklin, Norm	265	132	2,105	49.8	20	21	81t		68.8
1958	Wade, Bill	341	181	2,875	53.1	18	22	93t		72.2
1959	Wade, Bill	261	153	2,001	58.6	12	17	72t		71.1
1960	Wade, Bill	182	106	1,294	58.2	12	11	63		77.0
1961	Bratkowski, Zeke	230	124	1,547	53.9	8	13	84t		63.1
1962	Bratkowski, Zeke	219	110	1,541	50.2	9	16	80t		56.5
1963	Gabriel, Roman	281	130	1,947	46.3	8	11	77t	44/337	62.7
1964	Munson, Bill	223	108	1,533	48.4	9	15	95t	23/183	56.5
1965	Gabriel, Roman	173	83	1,321	48.0	11	5	60t	14/97	83.0
1966	Gabriel, Roman	397	217	2,540	54.7	10	16	84t	48/319	65.9
1967	Gabriel, Roman	371	196	2,779	52.8	25	13	80t	24/201	85.7
1968	Gabriel, Roman	366	184	2,364	50.3	19	16	60t	27/296	70.0
1969	Gabriel, Roman	399	217	2,549	54.4	24	7	93t	14/182	86.8
1970	Gabriel, Roman	407	211	2,552	52.0	16	12	71	20/134	72.2
1971	Gabriel, Roman	352	180	2,238	51.1	17	10	68	25/200	75.5
1972	Gabriel, Roman	323	165	2,027	51.1	12	15	57	12/102	63.8
1973	Hadl, John	258	135	2,008	52.3	22	11	69	17/126	88.8
1974	Harris, James	198	106	1,544	53.5	11	6	50	12/101	85.3
1975	Harris, James	285	157	2,148	55.1	14	15	54	21/180	73.8
1976	Harris, James	158	91	1,460	57.6	8	6	80	14/151	89.8
1977	Haden, Pat	216	122	1,551	56.5	11	6	58	17/151	84.4
1978	Haden, Pat	444	229	2,995	51.6	13	19	68t	32/216	65.0
1979	Haden, Pat	290	163	1,854	56.2	11	14	50	21/178	68.2
1980	Ferragamo, Vince	404	240	3,199	59.4	30	19	74t	23/191	89.7
1981	Haden, Pat	267	138	1,815	51.7	9	13	64	28/227	64.4
1982	Ferragamo, Vince	209	118	1,609	56.5	9	9	85t	7/65	77.7
1983	Ferragamo, Vince	464	274	3,276	59.1	22	23	61t	21/178	75.5
1984	Kemp, Jeff	284	143	2,021	50.4	13	7	63t	24/190	78.7
1985	Brock, Dieter	365	218	2,658	59.7	16	13	64t	51/351	81.8
1986	Everett, Jim	147	73	1,018	49.7	8	8	60t	8/50	67.8
1987	Everett, Jim	302	162	2,064	53.6	10	13	81t	17/139	68.4
1988	Everett, Jim	517	308	3,964	59.6	31	18	69t	28/197	89.2
1989	Everett, Jim	518	304	4,310	58.7	29	17	78t	29/214	90.6
1990	Everett, Jim	554	307	3,989	55.4	23	17	55t	30/198	79.3
1991	Everett, Jim	490	277	3,438	56.5	11	20	78	30/200	68.9
1992	Everett, Jim	475	281	3,323	59.2	22	18	67t	26/204	80.1
1993	Everett, Jim	274	135	1,652	49.3	8	12	60t	18/125	59.7
1994	Miller, Chris	317	173	2,104	54.6	16	14	54	28/193	73.6
1995	Miller, Chris	405	232	2,623	57.3	18	15	72	31/244	76.2
1996	Banks, Tony	368	192	2,544	52.2	15	15	77t	48/306	71.0
1997	Banks, Tony	487	252	3,254	51.7	14	13	76	43/317	71.5
1998	Banks, Tony	408	241	2,535	59.1	7	14	80t	41/237	68.6
1999	Warner, Kurt	499	325	4,353	65.1	41	13	75t	29/201	109.2
2000	Green, Trent	240	145	2,063	60.4	16	5	64	24/145	101.8
2001	Warner, Kurt	546	375	4,830	68.7	36	22	65t	38/233	101.4
2002	Bulger, Marc	214	138	1,826	64.5	14	6	58	12/102	101.5
2003	Bulger, Marc	532	336	3,845	63.2	22	22	48	37/288	81.4
2004	Bulger, Marc	485	321	3,964	66.2	21	14	56	41/302	93.7
2005	Bulger, Marc	287	192	2,297	66.9	14	9	57t	26/192	94.4
2006	Bulger, Marc	588	370	4,301	63.0	24	8	67t	49/366	92.9
2007	Bulger, Marc	378	221	2,392	58.5	11	15	40	37/269	70.3
2008	Bulger, Marc	440	251	2,720	57.0	11	13	80t	38/263	71.4
2009	Bulger, Marc	247	140	1,469	56.7	5	6	50	14/85	70.7
2010	Bradford, Sam	590	354	3,512	60.0	18	15	49	34/244	76.5
2011	Bradford, Sam	357	191	2,614	53.5	6	6	68	36/248	70.5
2012	Bradford, Sam	328	551	3,702	59.5	21	13	80t	35/233	82.5
2013	Bradford, Sam	159	262	1,678	60.7	14	4	73	15/97	90.9

## RUSHING

Year	Player	Att.	Yards	Avg.	Long	TD
1937	Drake, Johnny (Zero)	98	333	3.4		3
1938	Davis, Corbett	71	202	2.8		3
1939	Hall, Parker	120	458	3.8		2
1940	Drake, Johnny (Zero)	130	480	3.6		9
1941	Drake, Johnny (Zero)	101	246	2.4	15	2
1942	Magnani, Dante	59	344	5.8	71	2
1943	Suspended Play/W.W. II					
1944	West, Pat	66	220	3.3	31	0
1945	Gehrke, Fred	74	467	6.3	72	7
1946	Gehrke, Fred	71	371	5.2	53	3
1947	Washington, Kenny	60	444	7.4	92t	5
1948	Hoerner, Dick	76	354	4.7	23	4
1949	Hoerner, Dick	155	582	3.7	37	6
1950	Davis, Glenn	88	416	4.7	55	3
1951	Towler, Dan	126	854	6.8	79t	6
1952	Towler, Dan	156	894	5.7	44t	10
1953	Towler, Dan	152	879	5.8	73t	7
1954	Younger, Paul (Tank)	91	610	6.7	75t	8
1955	Waller, Ron	151	716	4.7	55t	7
1956	Waller, Ron	83	543	6.5	46	1
1957	Wilson, Tom	127	616	4.9	46	3
1958	Arnett, Jon	133	683	5.1	57	6
1959	Matson, Ollie	161	863	5.4	50	6
1960	Arnett, Jon	104	436	4.2	31	2
1961	Arnett, Jon	158	609	3.9	26	4
1962	Bass, Dick	196	1,033	5.3	57	6
1963	Bass, Dick	143	577	3.6	51	5
1964	Wilson, Ben	159	553	3.5	27	5
1965	Bass, Dick	121	549	4.5	44t	2
1966	Bass, Dick	248	1,090	4.4	50	8
1967	Josephson, Les	178	800	4.5	27	4
1968	Ellison, Willie	151	616	4.1	52t	5
1969	Smith, Larry	166	599	3.6	46	1
1970	Josephson, Les	150	640	4.3	23	5
1971	Ellison, Willie	211	1,000	4.7	80t	4
1972	Ellison, Willie	170	764	4.5	37	5
1973	McCutcheon, Lawrence	210	1,097	5.2	37	2
1974	McCutcheon, Lawrence	236	1,109	4.7	23	3
1975	McCutcheon, Lawrence	213	911	4.3	43	2
1976	McCutcheon, Lawrence	291	1,168	4.0	40	9
1977	McCutcheon, Lawrence	294	1,238	4.2	48	7
1978	Bryant, Cullen	178	658	3.7	26	7
1979	Tyler, Wendell	218	1,109	5.1	63t	9
1980	Bryant, Cullen	183	807	4.4	20	3
1981	Tyler, Wendell	260	1,074	4.1	69t	12
1982	Tyler, Wendell	137	564	4.1	54	9
1983	Dickerson, Eric	390	1,808	4.6	85t	18
1984	Dickerson, Eric	379	2,105	5.6	66	14
1985	Dickerson, Eric	292	1,234	4.2	43	12
1986	Dickerson, Eric	404	1,821	4.5	42t	11
1987	White, Charles	324	1,374	4.2	58	11
1988	Bell, Greg	288	1,212	4.2	44	16
1989	Bell, Greg	272	1,137	4.2	47	15
1990	Gary, Cleveland	204	808	4.0	48	14
1991	Delpino, Robert	214	688	3.2	36	9
1992	Gary, Cleveland	279	1,125	4.0	63	7
1993	Bettis, Jerome	294	1,429	4.9	71t	7
1994	Bettis, Jerome	319	1,025	3.2	19	3
1995	Bettis, Jerome	183	637	3.5	41	3
1996	Phillips, Lawrence	193	632	3.3	38	4
1997	Phillips, Lawrence	183	633	3.5	28	8
1998	Henley, June	88	313	3.6	22	3
1999	Faulk, Marshall	253	1,381	5.5	58	7
2000	Faulk, Marshall	253	1,359	5.4	36	18
2001	Faulk, Marshall	260	1,382	5.3	71t	12
2002	Faulk, Marshall	212	953	4.5	44	8
2003	Faulk, Marshall	209	818	3.9	52	10
2004	Faulk, Marshall	195	774	4.0	40	3
2005	Jackson, Steven	254	1,046	4.1	51	8
2006	Jackson, Steven	346	1,528	4.4	59t	13
2007	Jackson, Steven	237	1,002	4.2	54	5
2008	Jackson, Steven	253	1,042	4.1	56t	7
2009	Jackson, Steven	324	1,416	4.4	58	4
2010	Jackson, Steven	330	1,241	3.8	42t	6
2011	Jackson, Steven	260	1,145	4.4	47t	5
2012	Jackson, Steven	257	1,042	4.1	46	4
2013	Stacy, Zac	250	973	3.9	40t	7

## RECEIVING

Year	Player	No.	Yards	Avg.	Long	TD
1937	Busich, Sam	13	136	10.5		0
1938	Benton, Jim	21	418	19.9		5
1939	Spadacinni, Vic	32	292	9.1		1
1940	Benton, Jim	22	351	16.0		3
1941	Hickey, Howard (Red)	21	294	14.0	39	4
1942	Magnani, Dante	24	276	11.5	67	4
1943	Suspended Play/W.W. II					
1944	Benton, Jim	39	505	12.9	36	6
1945	Benton, Jim	45	1,067	23.7	84	8
1946	Benton, Jim	63	993	15.8	57	6
1947	Benton, Jim	35	511	14.6	43	6
1948	Fears, Tom	51	698	13.7	80	4
1949	Fears, Tom	77	1,013	13.2	51t	9
1950	Fears, Tom	84	1,116	13.3	53	7
1951	Hirsch, Elroy	66	1,495	22.7	91	17
1952	Fears, Tom	48	600	12.5	36	6
1953	Hirsch, Elroy	61	941	15.4	70	4
1954	Boyd, Bob	53	1,212	22.9	80	6
1955	Fears, Tom	44	569	12.9	31	2
1956	Clarke, Leon	36	650	18.1	60	4
1957	Hirsch, Elroy	32	477	14.9	45	6
1958	Shofner, Del	51	1,097	21.5	92	8
1959	Shofner, Del	47	936	19.9	72	7
1960	Phillips, Jim	52	883	17.0	61t	8
1961	Phillips, Jim	78	1,092	14.0	69t	5
1962	Phillips, Jim	60	875	14.6	65t	5
1963	Phillips, Jim	54	793	14.7	52	1
1964	McKeever, Marlin (TE)	41	582	14.2	46	1
1965	McDonald, Tom	67	1,036	15.5	51	9
1966	Moore, Tom (RB)	60	433	7.2	30t	3
1967	Casey, Bernie	53	871	16.4	57t	8
1968	Truax, Billy (TE)	35	417	11.9	22	3
1969	Snow, Jack	49	734	15.0	74t	6
1970	Snow, Jack	51	859	16.8	71	7
1971	Rentzel, Lance	38	534	14.1	41	5
1972	Snow, Jack	30	590	19.7	57	4
1973	Jackson, Harold	40	874	21.9	69	13
1974	McCutcheon, Lawrence (RB)	39	408	10.5	50	2
1975	Jackson, Harold	43	786	18.3	54	7
1976	Jackson, Harold	39	751	19.3	65	5
1977	Jackson, Harold	48	666	13.9	58	6
1978	Miller, Willie	50	767	15.3	52	5
1979	Dennard, Preston	43	766	17.8	50	4
1980	Bryant, Cullen (RB)	53	386	7.3	25	3
1981	Dennard, Preston	49	821	16.8	64	4
1982	Tyler, Wendell (RB)	38	375	9.9	40	4
1983	Barber, Mike (TE)	55	657	11.9	42t	3
1984	Ellard, Henry	34	622	18.3	63t	6
1985	Ellard, Henry	54	811	15.0	64t	5
1986	Ellard, Henry	34	447	13.1	34	4
1987	Ellard, Henry	51	799	15.7	81t	3
1988	Ellard, Henry	86	1,414	16.4	68	10
1989	Ellard, Henry	70	1,382	19.7	53	8
1990	Ellard, Henry	76	1,294	17.0	50t	4
1991	Ellard, Henry	64	1,052	16.4	38	3
1992	Gary, Cleveland (RB)	52	293	5.6	22	3
1993	Ellard, Henry	61	945	15.5	54	2
1994	Bailey, Johnny (RB)	58	516	8.9	28	7
1995	Bruce, Isaac	119	1,781	15.0	72	13
1996	Bruce, Isaac	84	1,338	15.9	70	7
1997	Lee, Amp (RB)	61	825	13.5	62	3
1998	Lee, Amp (RB)	64	667	10.4	44	2
1999	Faulk, Marshall (RB)	87	1,048	12.0	57t	5
2000	Bruce, Isaac	87	1,471	16.9	78t	9
2001	Faulk, Marshall (RB)	83	765	9.2	65t	9
2002	Holt, Torry	91	1,302	14.3	58	4
2003	Holt, Torry	117	1,696	14.5	48	12
2004	Holt, Torry	94	1,372	14.6	75t	10
2005	Holt, Torry	102	1,331	13.0	44	9
2006	Holt, Torry	93	1,188	12.8	67t	10
2007	Holt, Torry	93	1,189	12.8	40	7
2008	Holt, Torry	64	796	12.4	45t	3
2009	Avery, Donnie	47	589	12.5	50	5
2010	Amendola, Danny	85	689	8.1	36	3
2011	Lloyd, Brandon	51	683	13.4	37	5
2012	<b>Givens, Chris</b>	<b>42</b>	<b>698</b>	<b>16.6</b>	<b>65</b>	<b>3</b>
2013	<b>Cook, Jared</b>	<b>51</b>	<b>671</b>	<b>13.2</b>	<b>47</b>	<b>5</b>

## PUNTING

Year	Player	No.	Yards	Avg.	TB	In 20	Long	Blocks
1939	Hall, Parker	58		41.0			80	
1940	Hall, Parker	57		43.0			75	
1941	Hall, Parker	49		40.1			67	
1942	Jacobs, Jack	33		42.3			66	
1943	Suspended Play/W.W. II							
1944	Reisz, Albie	25		40.1			66	0
1945	Waterfield, Bob	39		40.7			68	0
1946	Waterfield, Bob	39	1,743	44.6			65	0
1947	Waterfield, Bob	59	2,500	42.4			86	1
1948	Waterfield, Bob	43	1,833	42.6			88	0
1949	Waterfield, Bob	49	2,177	44.4			61	1
1950	Waterfield, Bob	52	2,087	40.1			61	2
1951	Van Brocklin, Norm	48	1,992	41.5			62	1
1952	Van Brocklin, Norm	29	1,250	43.1			66	0
1953	Van Brocklin, Norm	60	2,529	42.2			57	0
1954	Van Brocklin, Norm	44	1,874	42.6			61	0
1955	Van Brocklin, Norm	60	2,676	44.6			61	0
1956	Van Brocklin, Norm	48	2,070	43.1			72	0
1957	Van Brocklin, Norm	54	2,392	44.3			71	0
1958	Shofner, Del	49	2,018	41.2			62	0
1959	Shofner, Del	48	2,004	41.8			66	1
1960	Shofner, Del	54	2,301	42.6			63	1
1961	Villanueva, Danny	46	1,845	40.1	1		53	0
1962	Villanueva, Danny	87	3,960	45.5	7		65	1
1963	Villanueva, Danny	81	3,678	45.4	0		68	0
1964	Villanueva, Danny	82	3,616	44.1	5		58	0
1965	Lothridge, Billy	42	1,619	38.5	3		55	1
1966	Kilgore, Jon	71	3,037	42.8	4		58	0
1967	Kilgore, Jon	68	2,872	42.2	6		68	2
1968	Studstill, Pat	81	3,207	39.6	4		58	0
1969	Studstill, Pat	80	3,259	40.7	9		60	0
1970	Studstill, Pat	67	2,618	39.1	6		53	0
1971	Studstill, Pat	70	2,896	41.4	6		60	0
1972	Chapple, Dave	53	2,344	44.2	3		70	0
1973	Chapple, Dave	51	2,079	40.8	6		65	1
1974	Burke, Mike	46	1,701	37.0	4		51	0
1975	Carrell, Duane	73	2,874	39.4	9		57	0
1976	Jackson, Rusty	77	3,006	39.0	6	16	61	0
1977	Walker, Glen	73	2,568	35.2	8	11	56	0
1978	Walker, Glen	83	3,069	37.0	5	26	61	2
1979	Clark, Ken	93	3,731	40.1	7	17	60	2
1980	Corral, Frank	76	3,004	39.5	5	15	65	1
1981	Corral, Frank	89	3,735	42.0	3	19	67	0
1982	Misko, John	45	1,961	43.6	2	10	59	1
1983	Misko, John	82	3,301	40.3	12	18	67	0
1984	Misko, John	74	2,866	38.7	9	21	58	0
1985	Hatcher, Dale	87	3,761	43.2	6	32	67	1
1986	Hatcher, Dale	97	3,740	38.6	5	26	57	0
1987	Hatcher, Dale	76	3,140	41.3	4	19	62	0
1988	Hatcher, Dale	36	1,424	39.6	1	13	54	0
1989	Hatcher, Dale	73	2,834	38.8	7	15	54	1
1990	English, Keith	68	2,663	39.2	2	8	58	1
1991	Hatcher, Dale	63	2,403	38.1	5	16	52	0
1992	Bracken, Don	76	3,122	41.1	4	20	59	0
1993	Landeta, Sean	42	1,825	43.5	7	7	66	0
1994	Landeta, Sean	78	3,494	44.8	9	23	62	0
1995	Landeta, Sean	83	3,679	44.3	12	23	63	0
1996	Landeta, Sean	78	3,491	44.8	9	23	70	0
1997	Horan, Mike	53	2,272	42.9	4	10	60	0
1998	Tuten, Rick	95	4,202	44.2	10	16	64	0
1999	Tuten, Rick	32	1,359	42.5	7	9	70	0
2000	Baker, John	43	1,736	40.4	5	13	59	1
2001	Baker, John	43	1,809	42.1	7	9	58	0
2002	Berger, Mitch	72	3,020	41.9	10	26	64	0
2003	Landeta, Sean	59	2,525	42.8	5	14	57	0
2004	Landeta, Sean	40	1,733	43.3	3	9	63	0
2005	Barker, Bryan	50	2,137	42.7	4	13	63	0
2006	Turk, Matt	69	3,132	45.4	7	26	74	1
2007	Jones, Donnie	78	3,684	47.2	9	18	80	0
2008	Jones, Donnie	82	4,100	50.0	7	20	68	0
2009	Jones, Donnie	90	4,212	46.8	10	34	63	0
2010	Jones, Donnie	94	4,276	45.5	4	20	63	0
2011	Jones, Donnie	105	4,652	44.3	9	29	65	1
2012	<b>Hekker, Johnny</b>	<b>82</b>	<b>3,756</b>	<b>45.8</b>	<b>4</b>	<b>22</b>	<b>68</b>	<b>0</b>
2013	<b>Hekker, Johnny</b>	<b>78</b>	<b>3,609</b>	<b>46.3</b>	<b>4</b>	<b>19</b>	<b>64</b>	<b>0</b>

## FIELD GOALS

Year	Player	Att.	Made	Pct.	Long
1937	Snyder, Bob	1	1	1.000	30
1938	Peterson, Nelson	2	2	1.000	18
1939	Davis, Corby	2	1	.500	27
1940	Adams, Chet	5	1	.200	29
1941	Adams, Chet	2	1	.500	40
1942	Adams, Chet	6	3	.500	46
1943	Suspended Play/W.W. II				
1944	Zontini, Louis	6	3	.500	39
1945	Waterfield, Bob	3	1	.333	28
1946	Waterfield, Bob	11	6	.545	37
1947	Waterfield, Bob	16	7	.437	45
1948	Waterfield, Bob	11	6	.545	47
1949	Waterfield, Bob	17	9	.529	42
1950	Waterfield, Bob	14	7	.500	46
1951	Waterfield, Bob	23	13	.565	47
1952	Waterfield, Bob	19	11	.579	45
1953	Agajanian, Ben	23	10	.434	47
1954	Agajanian, Ben	25	13	.520	41
1955	Richter, Les	15	10	.667	41
1956	Richter, Les	15	8	.533	32
1957	Cothren, Paige	19	11	.579	44
1958	Cothren, Paige	25	14	.560	43
1959	Michaels, Lou	17	8	.470	40
1960	Villanueva, Danny	19	12	.631	36
1961	Villanueva, Danny	27	13	.481	38
1962	Villanueva, Danny	20	10	.500	51
1963	Villanueva, Danny	17	9	.529	47
1964	Gossett, Bruce	24	18	.750	44
1965	Gossett, Bruce	26	15	.577	49
1966	Gossett, Bruce	49	28	.571	48
1967	Gossett, Bruce	43	20	.465	47
1968	Gossett, Bruce	31	17	.548	37
1969	Gossett, Bruce	34	22	.647	44
1970	Ray, David	29	45	.644	46
1971	Ray, David	29	18	.620	49
1972	Ray, David	41	24	.585	45
1973	Ray, David	47	30	.638	49
1974	Ray, David	31	25	.806	48
1975	Dempsey, Tom	26	21	.808	51
1976	Dempsey, Tom	26	17	.654	49
1977	Septien, Rafael	30	18	.600	45
1978	Corral, Frank	43	29	.674	48
1979	Corral, Frank	25	13	.520	49
1980	Corral, Frank	30	16	.533	47
1981	Corral, Frank	26	17	.654	44
1982	Lansford, Mike	15	9	.600	39
1983	Nelson, Chuck	11	5	.455	41
1984	Lansford, Mike	33	25	.758	50
1985	Lansford, Mike	29	22	.759	52
1986	Lansford, Mike	24	17	.708	50
1987	Lansford, Mike	21	17	.810	48
1988	Lansford, Mike	32	24	.750	49
1989	Lansford, Mike	30	23	.767	48
1990	Lansford, Mike	24	15	.625	46
1991	Zendejas, Tony	17	17	1.000	50
1992	Zendejas, Tony	20	15	.750	49
1993	Zendejas, Tony	23	16	.696	54
1994	Zendejas, Tony	23	18	.783	47
1995	Biasucci, Dean	12	9	.750	51
1996	Lohmiller, Chip	25	21	.840	50
1997	Wilkins, Jeff	37	25	.675	52
1998	Wilkins, Jeff	26	20	.769	57
1999	Wilkins, Jeff	28	20	.714	51
2000	Wilkins, Jeff	17	17	1.000	51
2001	Wilkins, Jeff	29	23	.793	54
2002	Wilkins, Jeff	25	19	.760	47
2003	Wilkins, Jeff	42	39	.929	53
2004	Wilkins, Jeff	24	19	.792	53
2005	Wilkins, Jeff	31	27	.871	53
2006	Wilkins, Jeff	37	32	.864	53
2007	Wilkins, Jeff	32	24	.750	53
2008	Brown, Josh	36	31	.861	54
2009	Brown, Josh	24	19	.792	54
2010	Brown, Josh	39	33	.846	53
2011	Brown, Josh	28	21	.750	49
2012	Zuerlein, Greg	31	23	.741	60
2013	Zuerlein, Greg	28	26	.929	50



## SCORING

Year	Player	TDR	TDP	TDRT	PAT	FG	TP
1937	Drake, Johnny (Zero)	3	2	0	0-0	0-0	30
1938	Benton, Jim	1	5	0	0-0	0-0	36
1939	Drake, Johnny (Zero)	9	0	0	0-0	0-0	54
1940	Drake, Johnny (Zero)	9	0	0	2-2	0-0	56
1941	Hickey, Howard (Red)	0	4	0	0-0	0-0	24
1942	Magnani, Dante	2	3	0	0-0	0-0	30
1943	Suspended Play/W.W. II						
1944	Zontini, Lou	3	1	0	14-16	3-6	47
1945	Waterfield, Bob	5	0	0	31-34	1-3	64
1946	Waterfield, Bob	1	0	0	37-37	6-11	61
1947	Waterfield, Bob	1	0	0	27-30	7-16	54
1948	Waterfield, Bob	0	0	0	38-44	6-11	56
1949	Waterfield, Bob	1	0	0	43-46	9-17	77
1950	Waterfield, Bob	1	0	0	54-58	7-14	91
1951	Hirsch, Elroy (WR-RB)	0	17	0	0-0	0-0	102
1952	Waterfield, Bob	1	0	0	44-45	11-19	83
1953	Agajanian, Ben	0	0	0	36-37	10-23	66
1954	Towler, Dan (RB)	11	0	0	0-0	0-0	66
1955	Richter, Les	0	0	0	30-31	13-22	69
1956	Richter, Les	0	0	0	36-38	8-15	60
1957	Cothren, Paige	0	0	0	38-39	11-19	71
1958	Cothren, Paige	0	0	0	42-43	14-25	84
1959	Shofner, Del (WR)	0	7	0	0-0	0-0	42
1960	Villanueva, Danny	0	0	0	28-28	12-19	64
1961	Villanueva, Danny	0	0	0	32-32	13-27	71
1962	Villanueva, Danny	0	0	0	26-27	10-20	56
1963	Villanueva, Danny	0	0	0	25-26	9-17	52
1964	Gossett, Bruce	0	0	0	31-32	18-24	85
1965	Gossett, Bruce	0	0	0	30-32	15-26	75
1966	Gossett, Bruce	0	0	0	29-29	28-49	113
1967	Gossett, Bruce	0	0	0	48-48	20-43	108
1968	Gossett, Bruce	0	0	0	37-37	17-31	88
1969	Gossett, Bruce	0	0	0	36-36	22-34	102
1970	Ray, David	0	0	0	34-34	29-45	121
1971	Ray, David	0	0	0	37-37	18-29	91
1972	Ray, David	0	0	0	31-31	24-41	103
1973	Ray, David	0	0	0	40-42	30-47	130
1974	Ray, David	0	0	0	25-31	9-16	52
1975	Dempsey, Tom	0	0	0	31-36	21-26	94
1976	Dempsey, Tom	0	0	0	36-44	17-26	87
1977	Septien, Rafael	0	0	0	32-35	18-30	86
1978	Corral, Frank	0	0	0	31-33	29-43	118
1979	Corral, Frank	0	0	0	36-39	13-25	75
1980	Corral, Frank	0	0	0	51-52	16-30	99
1981	Tyler, Wendell (RB)	12	5	0	0-0	0-0	102
1982	Tyler, Wendell (RB)	9	4	0	0-0	0-0	78
1983	Dickerson, Eric (RB)	18	2	0	0-0	0-0	120
1984	Lansford, Mike	0	0	0	37-38	25-33	112
1985	Lansford, Mike	0	0	0	38-39	22-29	104
1986	Lansford, Mike	0	0	0	34-35	17-24	85
1987	Lansford, Mike	0	0	0	36-38	17-21	87
1988	Lansford, Mike	0	0	0	45-48	24-32	117
1989	Lansford, Mike	0	0	0	51-51	23-30	120
1990	Gary, Cleveland (RB)	14	1	0	0-0	0-0	90
1991	Zendejas, Tony	0	0	0	25-26	17-17	76
1992	Zendejas, Tony	0	0	0	38-38	15-20	83
1993	Zendejas, Tony	0	0	0	23-25	16-23	71
1994	Zendejas, Tony	0	0	0	28-28	18-23	82
1995	Bruce, Isaac (WR)	0	13	0	1*	0-0	80
1996	Lohmiller, Chip	0	0	0	28-29	21-25	91
1997	Wilkins, Jeff	0	0	0	32-32	25-37	107
1998	Wilkins, Jeff	0	0	0	25-26	20-26	85
1999	Wilkins, Jeff	0	0	0	64-64	20-28	124
2000	Faulk, Marshall (RB)	26	0	0	2*	0-0	160
2001	Faulk, Marshall (RB)	21	0	0	1*	0-0	128
2002	Wilkins, Jeff	0	0	0	37-37	19-25	94
2003	Wilkins, Jeff	0	0	0	46-46	39-42	163
2004	Wilkins, Jeff	0	0	0	32-32	19-24	89
2005	Wilkins, Jeff	0	0	0	36-36	27-31	117
2006	Wilkins, Jeff	0	0	0	36-36	32-37	131
2007	Wilkins, Jeff	0	0	0	25-25	24-32	97
2008	Brown, Josh	0	0	0	19-19	31-36	112
2009	Brown, Josh	0	0	0	16-16	19-24	73
2010	Brown, Josh	0	0	0	26-27	33-39	125
2011	Brown, Josh	0	0	0	18-18	21-28	81
2012	Zuerlein, Greg	0	0	0	26-26	23/31	95
2013	Zuerlein, Greg	0	0	0	34-34	26/28	112

\* 2-point Conversion

## KICKOFF RETURNS

Year	Player	No.	Yards	Avg.	Long	TD
1942	Magnani, Dante	11	250	22.7	37	0
1943	Suspended Play/W.W. II					
1944	Reisz, Al	12	285	23.7	44	0
1945	Gehrke, Fred	9	173	19.2	30	0
1946	Gehrke, Fred	8	186	23.2	28	0
1947	Harmon, Tom	9	208	23.1	34	0
1948	Gehrke, Fred	17	464	27.3	92t	1
1949	<i>Kalmanir, Tom</i>	18	403	22.4	57	0
1950	Smith, Verda (Vitamin T.)	22	742	33.7	97t	3
1951	Davis, Glenn	9	179	19.9	33	0
1952	<i>Quinlan, Skeet</i>	17	440	25.9	56	0
1953	Lewis, Woodley	32	830	25.9	69	0
1954	Lewis, Woodley	34	836	24.6	88t	1
1955	<i>Waller, Ron</i>	17	461	27.1	39	0
1956	<i>Wilson, Tom</i>	15	477	31.8	103t	1
1957	Arnett, Jon	18	504	28.0	98t	1
1958	Arnett, Jon	16	331	20.7	32	0
1959	Matson, Ollie	16	367	22.9	48	0
1960	Arnett, Jon	17	416	24.5	43	0
1961	Bass, Dick	23	698	30.3	64	0
1962	Atkins, Pervis	28	676	24.1	41	0
1963	Shannon, Carver	28	823	29.4	99t	1
1964	Shannon, Carver	18	442	24.6	40	0
1965	Smith, Bob	17	451	26.9	56	0
1966	Williams, Clarence	15	420	28.0	81	0
1967	<i>Ellison, Willie</i>	13	340	26.2	58	0
1968	Smith, Ron	26	718	27.6	94t	1
1969	Smith, Ron	27	585	21.6	37	0
1970	Haymond, Alvin	35	1,022	29.2	98t	1
1971	Williams, Travis	25	743	29.7	105t	1
1972	Ellison, Willie	14	345	24.6	32	0
1973	Bryant, Cullen	13	369	28.4	93	1
1974	Bryant, Cullen	23	617	26.8	84	1
1975	McGee, Willie	17	404	23.8	46	0
1976	Bryant, Cullen	16	459	28.7	90	1
1977	<i>Tyler, Wendell</i>	24	523	21.8	27	0
1978	Latin, Jerry	22	467	21.2	41	0
1979	<i>Hill, Drew</i>	40	803	20.1	39	0
1980	Hill, Drew	43	880	20.5	98t	1
1981	Hill, Drew	60	1,170	19.5	50	0
1982	<i>Redden, Barry</i>	22	502	22.8	85	0
1983	Redden, Barry	18	358	18.8	43	0
1984	Redden, Barry	23	530	23.0	40	0
1985	Brown, Ron	28	918	32.8	98t	3
1986	Brown, Ron	36	794	22.1	55	0
1987	Brown, Ron	27	581	21.5	95t	1
1988	Brown, Ron	19	401	21.1	73	0
1989	Brown, Ron	47	968	20.6	74	0
1990	Green, Gaston	25	560	22.4	99t	1
1991	Turner, Vernon	24	457	19.0	36	0
1992	Turner, Vernon	29	569	19.6	35	0
1993	<i>Boykin, Deral</i>	13	216	16.6	35	0
1994	Lang, David	27	626	23.2	57	0
1995	Thomas, J.T.	32	752	23.5	46	0
1996	Thomas, J.T.	30	643	21.4	43	0
1997	<i>Thompson, David</i>	49	1,110	22.7	56	0
1998	Horne, Tony	56	1,306	23.3	102t	1
1999	Horne, Tony	30	892	29.7	101t	2
2000	Horne, Tony	57	1,379	24.2	103t	1
2001	Canidate, Trung	36	748	20.8	40	0
2002	Wilkins, Terrence	47	1,074	22.9	42	0
2003	<i>Harris, Arlen</i>	51	1,175	23.0	42	0
2004	Harris, Arlen	47	951	20.2	29	0
2005	Johnson, Chris	38	857	22.6	99t	1
2006	Ponder, Willie	26	605	23.3	40	0
2007	Hall, Dante	29	729	25.1	84	0
2008	Hall, Dante	37	763	20.6	41	0
2009	Amendola, Danny	66	1,618	24.5	58	0
2010	Amendola, Danny	50	1,142	22.8	84	0
2011	Porter, Quinn	25	554	22.2	32	0
<b>2012</b>	<b>Givens, Chris</b>	<b>23</b>	<b>539</b>	<b>23.4</b>	<b>48</b>	<b>0</b>
<b>2013</b>	<b>Austin, Tavon</b>	<b>18</b>	<b>398</b>	<b>22.1</b>	<b>32</b>	<b>0</b>

## PUNT RETURNS

Year	Player	No.	FC	Yards	Avg.	Long	TD
1941	Hall, Parker	13		125	9.6	25	0
1942	Hall, Parker	12		148	12.3	32	0
1943	Suspended Play/W.W. II						
1944	Kabealo, Mike	7		64	9.1	16	0
1945	Gehrke, Fred	8		120	15.0	49	0
1946	Gehrke, Fred	8		59	7.3	20	0
1947	Harmon, Tom	27		392	14.5	88t	1
1948	Horvath, Les	13		203	15.6	27	0
1949	Smith, Verda (Vitamin T.)	27		427	15.8	85t	1
1950	Smith, Verda (Vitamin T.)	22		218	9.9	30	0
1951	Smith, Verda (Vitamin T.)	12		139	11.6	37	0
1952	Lewis, Woodley	19		351	18.5	83t	2
1953	Lewis, Woodley	35		267	7.6	78	1
1954	Lewis, Woodley	22		82	3.7	16	0
1955	Waller, Ron	14		60	4.3	21	0
1956	Sherman, Will	12		100	8.3	76	1
1957	Arnett, Jon	14		85	6.1	22	0
1958	Arnett, Jon	18		223	12.4	58	0
1959	Arnett, Jon	17		184	10.8	71t	1
1960	Bass, Dick	11		62	5.6	22	0
1961	Arnett, Jon	10		75	7.5	17	0
1962	Atkins, Pervis	11	5	94	8.5	45	0
1963	Shannon, Carver	15	11	132	8.8	29	0
1964	Shannon, Carver	15	6	81	5.4	22	0
1965	Stiger, Jim	13	2	106	8.2	22	0
1966	Stiger, Jim	33	7	259	7.8	49	0
1967	Cross, Irv	17	6	136	8.0	39	0
1968	Meador, Ed	17	15	136	8.0	40	0
1969	Haymond, Alvin	33	8	435	13.2	52	0
1970	Haymond, Alvin	53	15	376	7.1	30	0
1971	Haymond, Alvin	24	11	123	5.1	28	0
1972	Bertelsen, Jim	16	3	232	14.5	60	0
1973	Bertelsen, Jim	26	10	259	10.0	34	0
1974	Bertelsen, Jim	11	4	132	12.0	19	0
1975	Bertelsen, Jim	11	1	143	13.0	38	0
1976	Bryant, Cullen	29	2	321	11.1	25	0
1977	Bryant, Cullen	20	1	141	7.1	26	0
1978	Wallace, Jackie	52	5	618	11.9	58	0
1979	Brown, Eddie	56	19	332	5.9	30	0
1980	Irvin, LeRoy	42	7	296	7.0	26	0
1981	Irvin, LeRoy	46	6	615	13.4	84t	3
1982	Irvin, LeRoy	22	1	243	11.0	63t	1
1983	Ellard, Henry	16	4	217	13.6	72t	1
1984	Ellard, Henry	30	3	403	13.4	83t	2
1985	Ellard, Henry	37	9	501	13.5	80t	1
1986	Ellard, Henry	14	11	127	9.1	20	0
1987	Ellard, Henry	15	6	107	7.1	29	0
1988	Hicks, Clifford	25	0	144	5.8	13	0
1989	Henley, Darryl	29	19	273	9.4	25	0
1990	Henley, Darryl	19	4	195	10.3	26	0
1991	Turner, Vernon	23	4	201	8.7	29	0
1992	Turner, Vernon	28	6	207	7.4	23	0
1992	Turner, Vernon	28	6	207	7.4	23	0
1993	Buchanan, Richard	8	1	41	5.1	12	0
1994	Bailey, Johnny	19	4	153	8.1	24	0
1995	Kinchen, Todd	53	7	416	7.8	27	0
1996	Kennison, Eddie	29	16	643	14.6	78t	2
1997	Kennison, Eddie	34	20	247	7.3	43	0
1998	Kennison, Eddie	40	25	415	10.4	71t	1
1999	Hakim, Az-Zahir	44	22	461	10.5	84t	1
2000	Hakim, Az-Zahir	32	17	489	15.3	86t	1
2001	Hakim, Az-Zahir	36	12	330	9.2	32	0
2002	Wilkins, Terrence	25	13	242	9.7	55	0
2003	Groce, DeJuan	19	3	135	7.1	19	0
2004	McDonald, Shaun	30	18	143	4.8	39	0
2005	Looker, Dane	8	2	69	8.6	17	0
2006	McDonald, Shaun	23	14	172	7.5	33	0
2007	Hall, Dante	19	6	286	15.1	85t	1
2008	Stanley, Derek	11	4	101	9.2	33	0
2009	Amendola, Danny	31	11	360	11.6	56	0
2010	Amendola, Danny	40	18	452	11.3	42	0
2011	Pettis, Austin	15	10	139	9.3	39	0
2012	Amendola, Danny	17	10	122	7.2	22	0
2013	Austin, Tavon	33	11	280	8.5	98t	1

## INTERCEPTIONS

Year	Player	No.	Yards	Avg.	Long	TD
1941	Drake, Johnny (Zero)	2	66	33.0	54	0
1942	Jacobs, Jack	4	22	5.5	22	0
1943	Suspended Play/W.W. II					
1944	Colella, Tom	4	53	13.3	19	0
1945	Waterfield, Bob	6	92	15.3	29	0
1946	Waterfield, Bob	5	72	14.4	28	0
1947	Harmon, Tom	8	136	17.0	36	1
1948	Naumetz, Fred	4	75	18.8	68	0
1949	Sims, George	9	78	8.7	27	1
1950	Lewis, Woodley	12	275	22.9	36	0
1951	Hecker, Norb	3	74	24.7	36	0
1952	Lane, Dick (Night Train)	14	298	21.3	80t	2
1953	Hecker, Norb	7	91	13.0	24	0
1954	Sherman, Will	6	70	11.7	28	0
1955	Sherman, Will	11	101	9.2	36	0
1956	Sherman, Will	4	122	30.5	95t	1
1957	Richter, Les	4	60	15.0	25	0
1958	Burroughs, Don	7	72	10.3	46	0
1959	Meador, Ed	3	3	1.0	3	0
1960	Britt, Charley	5	117	23.4	73t	1
1961	Crow, Lindon	6	117	19.5	31	0
1962	Crow, Lindon	5	100	20.0	65t	1
1963	Meador, Ed	6	38	6.3	20	0
1964	Richardson, Jerry	5	146	29.2	41	0
1965	Martin, Aaron	2	60	30.0	37t	1
1966	Williams, Clarence	8	97	12.1	32t	1
1967	Meador, Ed	8	103	12.9	30t	2
1968	Williams, Clarence	7	51	7.3	36	0
1969	Meador, Ed	5	97	19.4	38t	2
1970	Williams, Clarence	5	108	21.6	65t	1
1971	Howard, Gene	6	99	16.5	35	0
1972	Nettles, Jim	6	168	28.0	43	0
1973	Stukes, Charlie	5	104	20.8	42	0
1974	Elmendorf, Dave	7	186	26.6	57t	2
1975	Simpson, Bill	6	90	15.0	29	0
1976	Jackson, Monte	10	173	17.3	46	3
1977	Simpson, Bill	6	157	26.2	42	0
1978	Perry, Rod	8	117	14.6	44t	3
1979	Cromwell, Nolan	5	109	21.8	34	0
1980	Cromwell, Nolan	8	140	17.5	34	1
1981	Cromwell, Nolan	5	94	18.8	94t	1
1982	Perry, Rod	3	57	19.0	33	0
1983	Collins, Kirk	5	113	22.6	58	0
1984	Irvin, LeRoy	5	166	33.2	81t	2
1985	Green, Gary	6	84	14.0	41t	1
1986	Gray, Jerry	8	101	12.6	28	0
1987	Irvin, LeRoy	2	47	23.5	47t	1
1988	Johnson, Johnnie	4	18	4.5	11	0
1989	Gray, Jerry	6	48	8.0	27t	1
1990	Humphery, Bobby	4	52	13.0	44t	1
1991	Gray, Jerry	3	83	27.7	59t	1
1992	Henley, Darryl	4	41	10.3	25	0
1993	Bailey, Robert	2	41	20.5	41	0
1994	Pope, Marquez	3	66	22.0	51	0
1995	Wright, Toby	6	79	13.2	27	0
1996	Lyle, Keith	9	152	16.9	68	0
1997	McNeil, Ryan	9	127	14.1	75t	1
1998	Lyght, Todd	3	30	10.0	17	0
	Lyle, Keith	3	20	6.7	20	0
1999	Lyght, Todd	6	112	18.7	57t	1
2000	McCleone, Dexter	8	28	3.5	23	0
2001	Bly, Dre'	6	150	25.0	93t	2
2002	Herring, Kim	3	38	12.7	36	0
2003	Fisher, Travis	4	205	51.3	74t	2
	Williams, Aeneas	4	82	20.5	46t	1
	Butler, Jerametrios	4	72	18.0	45	0
	Polley, Tommy (LB)	4	32	8.0	22	0
2004	Butler, Jerametrios	5	15	3.0	10	0
2005	Furrey, Mike	4	143	35.8	67t	1
2006	Bartell, Ron	3	63	21.0	38t	1
	Hill, Tye	3	20	6.7	14	0
	Brown, Fakhir	3	17	5.7	20	0
	Atogwe, Oshiomogho	3	8	2.7	7	0
2007	Atogwe, Oshiomogho	8	125	15.6	52t	1
2008	Atogwe, Oshiomogho	5	91	18.2	43	0
2009	Butler, James	3	17	5.6	17	0
2010	Feltcher, Bradley	4	41	10.3	28	0
2011	Gody, Josh	3	37	12.3	30	0
<b>2012</b>	<b>Jenkins, Janoris</b>	<b>4</b>	<b>150</b>	<b>37.5</b>	<b>41t</b>	<b>3</b>
<b>2013</b>	<b>Johnson, Trumaine</b>	<b>3</b>	<b>36</b>	<b>12.0</b>	<b>29</b>	<b>0</b>

**TACKLES** (Unofficial)

<b>Year</b>	<b>Player</b>	<b>Solo</b>	<b>Assists</b>	<b>Total</b>
1962	McKeever, Marlin (LB)	58	31	89
1963	Pardee, Jack (LB)	46	25	71
1964	Jones, David (DE)	75	22	97
1965	Jones, David (DE)	68	27	95
1966	Jones, David (DE)	98	14	112
1967	Jones, David (DE)	100	39	139
1968	Jones, David (DE)	87	23	110
1969	Jones, David (DE)	59	55	114
1970	Pottios, Myton (LB)	62	26	88
1971	McKeever, Marlin (LB)	76	32	108
1972	Robinson, Isiah (LB)	59	23	82
1973	Reynolds, Jack (LB)	58	28	86
1974	Reynolds, Jack (LB)	72	29	101
1975	Reynolds, Jack (LB)	74	38	112
1976	Reynolds, Jack (LB)	89	31	120
1977	Elmendorf, Dave (S)	59	35	94
1978	Youngblood, Jim (LB)	80	43	120
1979	Reynolds, Jack (LB)	83	61	144
1980	Reynolds, Jack (LB)	81	38	119
1981	Ekern, Carl (LB)	85	46	131
1982	Andrews, George (LB)	47	20	67
1983	Ekern, Carl (LB)	94	36	130
1984	Collins, Jim (LB)	142	43	185
1985	Collins, Jim (LB)	103	37	140
1986	Newsome, Vince (S)	91	22	113
1987	Collins, Jim (LB)	78	12	90
1988	Ekern, Carl (LB)	64	29	93
1989	Newsome, Vince (S)	64	25	89
1990	Newsome, Vince (S)	74	18	92
1991	Kelm, Larry (LB)	88	17	105
1992	Greene, Kevin (LB)	75	12	87
1993	Phifer, Roman (LB)	96	21	117
1994	Conlan, Shane (LB)	82	24	106
1995	Phifer, Roman (LB)	106	43	149
1996	Phifer, Roman (LB)	123	47	170
1997	Jones, Robert (LB)	72	43	115
1998	Jenkins, Billy (S)	90	31	121
1999	Fletcher, London (LB)	80	58	138
2000	Fletcher, London (LB)	117	76	193
2001	Fletcher, London (LB)	113	76	189
2002	Archuleta, Adam (S)	101	48	149
2003	Tinoisamoa, Pisa (LB)	70	51	121
2004	Tinoisamoa, Pisa (LB)	100	45	145
2005	Tinoisamoa, Pisa (LB)	91	43	134
2006	Witherspoon, Will (LB)	104	32	136
2007	Witherspoon, Will (LB)	103	29	132
2008	Tinoisamoa, Pisa (LB)	88	47	135
<b>2009</b>	<b>Laurinaitis, James (LB)</b>	<b>98</b>	<b>48</b>	<b>146</b>
<b>2010</b>	<b>Laurinaitis, James (LB)</b>	<b>98</b>	<b>16</b>	<b>114</b>
<b>2011</b>	<b>Laurinaitis, James (LB)</b>	<b>101</b>	<b>41</b>	<b>142</b>
<b>2012</b>	<b>Laurinaitis, James (LB)</b>	<b>132</b>	<b>42</b>	<b>174</b>
<b>2013</b>	<b>Ogletree, Alec (LB)</b>	<b>124</b>	<b>31</b>	<b>155</b>

**SACKS** (Not an official sack until 1982)

<b>Year</b>	<b>Player</b>	<b>No.</b>	<b>Year</b>	<b>Player</b>	<b>No.</b>
1950	Jack Zilly (DE)	7.0	1983	Jack Youngblood (DE)	10.5
1951	Larry Brink (DE)	3.0	1984	Jack Youngblood (DE)	9.5
1952	Andy Robustelli (DE)	7.5	1985	Mike Wilcher (LB)	12.5
1953	Andy Robustelli (DE)	8.0	1986	Gary Jeter (DE)	8.0
1954	Andy Robustelli (DE)	4.0	1987	Gary Jeter (DE)	7.0
1955	Andy Robustelli (DE)	6.0	1988	Kevin Greene (LB)	16.5
1956	Paul Miller (DE)	6.0	1989	Kevin Greene (LB)	16.5
1957	Dick Daugherty (LB)	8.0	1990	Kevin Greene (LB)	13.0
1958	Lou Michaels (DE)	6.0	1991	Kevin Greene (LB)	3.0
1959	George Struger (DT)	5.0		Gerald Robinson (DE)	3.0
1960	Gene Brito (DE)	7.0	1992	Kevin Greene (LB)	10.0
1961	Lamar Lundy (DE)	11.0	1993	Sean Gilbert (DT)	10.5
1962	Deacon Jones (DE)	12.0	1994	Robert Young (DE)	6.5
1963	Lamar Lundy (DE)	9.0	1995	D'Marco Farr (DT)	11.0
1964	Deacon Jones (DE)	22.0	1996	Kevin Carter (DE)	9.5
1965	Deacon Jones (DE)	19.0	1997	Leslie O'Neal (DE)	10.0
1966	Deacon Jones (DE)	18.0	1998	Kevin Carter (DE)	12.0
1967	Deacon Jones (DE)	21.0	1999	Kevin Carter (DE)	17.0
1968	Deacon Jones (DE)	22.0	2000	Grant Wistrom (DE)	11.0
1969	Deacon Jones (DE)	15.0	2001	Leonard Little (DE)	14.5
1970	Deacon Jones (DE)	12.0	2002	Leonard Little (DE)	12.0
1971	Coy Bacon (DE)	11.0	2003	Leonard Little (DE)	12.5
1972	Coy Bacon (DE)	11.5	2004	Bryce Fisher (DE)	8.5
1973	Jack Youngblood (DE)	16.5	2005	Leonard Little (DE)	9.5
1974	Jack Youngblood (DE)	15.0	2006	Leonard Little (DE)	13.0
1975	Jack Youngblood (DE)	15.0	2007	Will Witherspoon (LB)	7.0
1976	Jack Youngblood (DE)	14.5	2008	James Hall (DE)	6.5
	Larry Brooks (DT)	14.5	2009	Leonard Little (DE)	6.5
1977	Jack Youngblood (DE)	8.5	2010	James Hall (DE)	10.5
1978	Larry Brooks (DE)	8.0	<b>2011</b>	<b>Chris Long (DE)</b>	<b>13.0</b>
1979	Jack Youngblood (DE)	18.0	<b>2012</b>	<b>Chris Long (DE)</b>	<b>11.5</b>
1980	Jack Youngblood (DE)	11.5	<b>2013</b>	<b>Robert Quinn (DE)</b>	<b>19.0</b>
1981	Jack Youngblood (DE)	12.5			
1982	Mike Fanning (DT)	5.0			

# INDIVIDUAL RECORDS

## SERVICE

### Most Seasons

20	Jackie Slater, 1976-95
15	Charlie Cowan, 1961-75 Joe Scibelli, 1961-75 Merlin Olsen, 1962-76
14	Jack Youngblood, 1971-84 Doug Smith, 1978-91 Isaac Bruce, 1994-2007

### Most Games Played

259	Jackie Slater, 1976-95
208	Merlin Olsen, 1962-76
206	Charlie Cowan, 1961-75

### Most Consecutive Games Played

201	Jack Youngblood, 1971-84
198	Merlin Olsen, 1962-76
184	Tom Mack, 1966-1978

## SCORING

### Most Seasons Leading Team

9	Jeff Wilkins, 1997-99, 2002-07
7	Bob Waterfield, 1946-52
6	Bruce Gossett, 1964-69 Mike Lansford, 1982-90

### Most Consecutive Seasons Leading Team

6	Bruce Gossett, 1964-69 Mike Lansford, 1984-89 Bob Waterfield, 1945-50 Jeff Wilkins, 2002-07
5	David Ray, 1970-74
4	Danny Villaneuva, 1960-63 Tony Zendejas, 1991-94

## POINTS

### Career

1,223	Jeff Wilkins, 1997-2007 (428 pat, 265 fg)
789	Mike Lansford, 1982-90 (315 pat, 158 fg)
573	Bob Waterfield, 1945-52 (13 td, 315 pat, 60 fg)

### Season

163	Jeff Wilkins, 2003 (39 fg, 46 pat)
160	Marshall Faulk, 2000 (26 td, 2 two-point conv.)
131	Jeff Wilkins, 2006 (32 fg, 35 pat)

### Season, Rookie

120	Eric Dickerson, 1983 (20 td)
118	Frank Corral, 1978 (31 pat, 29 fg)
<b>95</b>	<b>Greg Zuerlein, 2012 (26 pat, 23 fg)</b>

### Game

24	Bob Shaw, vs. Washington, 12/11/49 (4 td) Elroy Hirsch, vs. New York Yanks, 9/28/51 (4 td) Harold Jackson, vs. Dallas, 10/14/73 (4 td) Az-Zahir Hakim, @ Cincinnati, 10/3/99 (4 td) Isaac Bruce, vs. San Francisco, 10/10/99 (4 td) Marshall Faulk, @ San Francisco, 10/29/00 (4 td) Marshall Faulk, vs. Minnesota, 12/10/00 (4 td) Marshall Faulk, @ Tampa Bay, 12/18/00 (4 td) Marshall Faulk, vs. Indianapolis, 12/30/01 (4 td) Marshall Faulk, vs. Seattle, 10/20/02 (4 td) Steven Jackson, @ Minnesota, 12/31/06 (4 td)
21	Jeff Wilkins, vs. San Diego, 10/1/00 (5 fg, 6 pat)
18	Many times, last by Tavon Austin, at Indianapolis 11/10/13 (3 td)

### Game, Opponent

26	Gordy Soltau, @ San Francisco, 10/28/51 (3 td, 1 fg, 5 pat)
24	Many times, last by Ron Moore, @ Phoenix, 12/4/93 (4 td)
21	Two times, last by Rich Karlis, @ Minnesota, 11/15/89 (7 fg)

## TOUCHDOWNS

### Career

85	Marshall Faulk, 1999-2006 (58 r, 27 p)
84	Isaac Bruce, 1994-2007 (84 p)
74	Torry Holt, 1999-2008 (74 p)

### Season

26	Marshall Faulk, 2000 (18 r, 8 p)
21	Marshall Faulk, 2001 (12 r, 9 p)
20	Eric Dickerson, 1983 (18 r, 2 p)

### Game

4	Bob Shaw, vs. Washington, 12/11/49 (4 p) Elroy Hirsch, vs. New York Yanks, 9/28/51 (4 p) Harold Jackson, vs. Dallas, 10/14/73 (4 p) Az-Zahir Hakim, @ Cincinnati, 10/3/99 (3p, 1 pr) Isaac Bruce, vs. San Francisco, 10/10/99 (4 p) Marshall Faulk, @ San Francisco, 10/29/00 (2 r, 2 p) Marshall Faulk, vs. Minnesota, 12/10/00 (4 r) Marshall Faulk, @ Tampa Bay, 12/18/00 (3 r, 1 p) Marshall Faulk, vs. Indianapolis, 12/30/01 (3 r, 1 p) Marshall Faulk, vs. Seattle, 10/20/02 (3 r, 1 p) Steven Jackson, @ Minnesota, 12/31/06 (3 r, 1 p)
<b>3</b>	<b>Many times, last by Tavon Austin, at Indianapolis 11/10/13 (2 rec, 1 ret.)</b>
<b>2</b>	<b>Many times, Last by Brian Quick, at PHI., 10/5/14 (2 rec)</b>

### Game, Opponent

4	Lenny Moore, @ Baltimore, 10/16/60 (4 r) Ron Moore, @ Phoenix, 12/4/93 (4 r)
3	Many times, last by Torrey Smith, Baltimore, 9/25/11
2	Many times, Last by J. Charles (2r) & KDavis (1r, 1ko), at Kansas City, 10/26/14

### Most Consecutive Games Scoring Touchdown

11	Elroy Hirsch, 1950-51
10	Eric Dickerson, 1983 Greg Bell, 1988-89
9	Marshall Faulk, 2001-02

## POINTS AFTER TOUCHDOWN

### Most Attempted, Career

429	Jeff Wilkins, 1997-2007
336	Bob Waterfield, 1945-52
325	Mike Lansford, 1982-90

### Most Attempted, Season

64	Jeff Wilkins, 1999
58	Bob Waterfield, 1950
52	Frank Corral, 1980

### Most Attempted, Game

9	Bob Waterfield vs. Baltimore, 10/22/50
8	Paige Cothren, vs. San Francisco, 11/9/58 Tom Dempsey, vs. Atlanta, 12/4/76 Chip Lohmiller, vs. Atlanta, 11/10/96
7	Many times, last by Jeff Wilkins, vs. Carolina, 1/11/01

### Most Made, Career

428	Jeff Wilkins, 1997-2007
315	Bob Waterfield, 1945-52

\*NFL Record

† Ties NFL Record

Mike Lansford, 1982-90  
211 Bruce Gossett, 1964-69

#### Most Made, Season

64 Jeff Wilkins, 1999  
58 Jeff Wilkins, 2001  
54 Bob Waterfield, 1950

#### Most Made, Game

+9 Bob Waterfield, vs. Baltimore, 10/22/50  
8 Paige Cothren, vs. San Francisco, 11/9/58  
7 Bob Waterfield, @ New York Giants, 11/14/48  
Bruce Gossett, vs. New York Giants, 11/13/66  
Jeff Wilkins, vs. Carolina 11/11/01

#### Most Made, Game, Opponent

8 Tom Feamster, @ Baltimore, 11/25/56  
Cliff Patton, @ Philadelphia, 10/7/50  
7 Bob Jencks, vs. Chicago, 10/13/63  
6 Many times, last by S. Gostkowski, vs. NE, 10/28/12

#### Most Consecutive Made

371 Jeff Wilkins, 1999-2007  
165 Bruce Gossett, 1965-69  
102 David Ray, 1970-72

#### Highest Percentage Made, Career (80 attempts)

99.8 Jeff Wilkins, 1997-2007 (403-404)  
98.7 Josh Brown, 2008-11 (79-80)  
98.2 Danny Villanueva, 1960-63 (111-113)

#### Most Made, No Misses, Season

64 Jeff Wilkins, 1999  
58 Jeff Wilkins, 2001  
51 Mike Lansford, 1989

### TWO-POINT CONVERSIONS

#### Most Two Point Conversions, Career

7 Marshall Faulk, 1999-2006  
3 Isaac Bruce, 1994-2007  
2 Jerome Bettis, 1993-95  
Tony Banks, 1996-98  
Ricky Proehl, 1998-2002

#### Most Two Point Conversions, Season

2 Jerome Bettis, 1994  
Marshall Faulk, 2000  
Marshall Faulk, 2004  
1 Many times, last by Sam Bradford, Benny Cunningham & Isaiah Pead, 2013

#### Most Two Point Conversions, Game

2 Marshall Faulk, vs. Atlanta, 10/15/00 (2 runs)  
1 Many times, last by Isaiah Pead, vs. Chicago, 11/24/13

#### Most Two Point Conversions, Opponent, Season

2 Terance Mathis, Atlanta, 1994  
2 Reggie Bush, New Orleans, 2007

#### Most Two Point Conversions, Opponent, Game

2 Reggie Bush, @ New Orleans, 11/11/07 (2 runs)  
1 Many times, last by Coby Fleener, at Indianapolis, 11/10/13 (pass from Andrew Luck)

### FIELD GOALS

#### Most Attempted, Career

328 Jeff Wilkins, 1997-2007  
217 Mike Lansford, 1982-90  
207 Bruce Gossett, 1964-69

#### Most Attempted, Season

49 Bruce Gossett, 1966  
47 David Ray, 1973  
45 David Ray, 1970

#### Most Attempted, Game

7 Bob Waterfield, vs. Detroit, 12/9/51  
Jeff Wilkins, vs. Denver, 9/10/06  
6 Five times, last by David Ray, @ New Orleans, 11/26/72  
5 Many times, Last by Jeff Wilkins, @ Detroit, 10/1/06

#### Most Attempted, Opponent, Game

7 Rich Karlis, @ Minnesota, 11/5/89  
6 Five times, last by John Carney, vs. New Orleans, 9/26/04  
5 Many times, last by Blair Walsh, vs MIN, 12/16/12

#### Most Made, Career

265 Jeff Wilkins, 1997-2007  
158 Mike Lansford, 1982-90  
120 Bruce Gossett, 1964-69

#### Most Made, Season

39 Jeff Wilkins, 2003  
33 Josh Brown, 2010  
32 Jeff Wilkins, 2006

#### Most Made, Season, Rookie

29 Frank Corral, 1978  
23 Greg Zuerlein, 2012  
18 Bruce Gossett, 1964  
Rafael Septien, 1977

#### Most Made, Game

6 Jeff Wilkins, vs. Denver, 9/10/06  
5 Three times, last by Jeff Wilkins, vs. Detroit, 10/1/06  
4 Many times, last by Greg Zuerlein, at Tampa Bay, 9/14/14

#### Most Made, Opponent, Game

7 Rich Karlis, @ Minnesota 11/5/89  
5 Seven times, last by Blair Walsh, vs MIN, 12/16/12  
4 Many times, last by David Akers, @ San Francisco, 12/4/11

#### Most Consecutive Field Goals Made

30 Jeff Wilkins, 1999-2001  
19 Jeff Wilkins, 2003  
17 Tony Zendejas, 1991

#### Most Consecutive Games, Made Field Goal

27 Jeff Wilkins, 2002-04  
20 David Ray, 1970-71  
19 Bruce Gossett, 1967-68

#### Longest Field Goal

60 Greg Zuerlein, vs. Seattle, 9/30/12  
58 Greg Zuerlein, vs. Seattle, 9/30/12  
57 Jeff Wilkins, vs. Arizona, 9/27/98  
56 Twice, Greg Zuerlein, at Chicago, 9/23/12 vs. Minnesota, 9/7/14

#### Longest Field Goal, Opponent

56 Joe Nedney, vs. San Francisco, 12/24/05  
55 Adam Vinatieri, vs. New England, 12/13/98  
Jay Feely, @ New York Jets, 11/9/08  
54 Four times, last by Robbie Gould, at Chicago, 9/24/12

#### Most Made, 50 or More Yards, Career

26 Jeff Wilkins, 1997-2007  
15 Josh Brown, 2008-2011  
9 Greg Zuerlein, 2012-  
8 Tony Zendejas, 1991-94

#### Most Made, 50 or More Yards, Season

7 Greg Zuerlein, 2012  
6 Tony Zendejas, 1993  
Josh Brown, 2008  
Josh Brown, 2009  
4 Jeff Wilkins, 2003, 2004, 2005

#### Most Made, 50 or More Yards, Game

2 Five times, last by Greg Zuerlein, vs. Seattle, 9/30/12  
1 Many times, last by Greg Zuerlein, vs. MIN, 9/7/14

#### Most Made, 50 or More Yards, Game, Opponent

3 Blair Walsh, vs. Minnesota, 12/16/12  
2 Tom Dempsey, vs. New Orleans, 12/6/70  
Mick Luckhurst, vs. Atlanta, 10/7/84  
John Carney, vs. New Orleans, 9/26/04  
Nick Folk, vs. New York Jets, 11/19/12



**Highest Field Goal Percentage, Career (50 attempts)**

81.88 Josh Brown, 2008-11 (104-127)  
**81.42 Greg Zuerlein, 2012- (57-70)**  
 80.79 Jeff Wilkins, 1997-2007 (265-328)  
 79.52 Tony Zendejas, 1991-94 (66-83)

**Highest Field Goal Percentage, Season**

100.0 Tony Zendejas, 1991 (17-17)  
 Jeff Wilkins, 2000 (17-17)  
 92.86 Jeff Wilkins, 2003 (39-42)  
**92.59 Greg Zuerlein, 2013 (25-27)**

**SAFETIES****Most, Career**

3 Kevin Greene, 1985-92  
 2 Fred Dryer, 1972-81  
 Jack Youngblood, 1971-84  
 Kevin Carter, 1995-2000

**Most, Season**

†2 Fred Dryer, 1973

**Most, Game**

\*2 Fred Dryer, vs. Green Bay, 10/21/73  
 1 Many players, last by Eugene Sims,  
 at CAR 10/21/13

**Most, Game, Opponent**

1 Many times, last by John Abraham, at Arizona,  
 12/8/13

**RUSHING****Most Seasons Leading Team**

8 Steven Jackson, 2005-12  
 6 Marshall Faulk, 1999-2006  
 5 Lawrence McCutcheon, 1973-77  
 4 Dick Bass, 1962-66  
 Eric Dickerson, 1983-86

**Most Consecutive Seasons Leading Team**

8 Steven Jackson, 2005-12  
 6 Marshall Faulk, 1999-2006  
 5 Lawrence McCutcheon, 1973-77  
 4 Eric Dickerson, 1983-86

**ATTEMPTS****Career**

2,395 Steven Jackson, 2004-12  
 1,525 Eric Dickerson, 1983-87  
 1,447 Marshall Faulk, 1999-2006

**Season**

404 Eric Dickerson, 1986  
 390 Eric Dickerson, 1983  
 379 Eric Dickerson, 1984

**Season, Rookie**

†390 Eric Dickerson, 1983  
 294 Jerome Bettis, 1993  
**250 Zac Stacy, 2013**

**Game**

39 Jerome Bettis, vs. Chicago, 1/2/94  
 38 Eric Dickerson, @ St. Louis, 9/7/86  
 36 Charles White, @ Philadelphia, 9/15/85

**Game, Opponent**

41 Rodney Hampton, @ New York Giants, 9/19/93  
 Gerald Riggs, @ Atlanta, 11/17/85  
 35 Lynn Cain, Atlanta, 10/7/84  
 Gerald Riggs, Atlanta, 10/12/86  
 33 Shaun Alexander, @ Seattle, 11/13/05  
 Maurice Jones-Drew, @ Jacksonville, 10/18/09

**YARDS GAINED****Career**

10,135 Steven Jackson, 2004-12  
 7,245 Eric Dickerson, 1983-87  
 6,959 Marshall Faulk, 1999-2006

**Season**

\*2,105 Eric Dickerson, 1984  
 1,821 Eric Dickerson, 1986  
 1,808 Eric Dickerson, 1983

**Season, Rookie**

1,808 Eric Dickerson, 1983  
 1,429 Jerome Bettis, 1993

**973 Zac Stacy, 2013****Game**

247 Willie Ellison, vs. New Orleans, 12/5/71  
 223 Tom Wilson, vs. Green Bay, 12/16/56  
 221 Greg Bell, vs. Green Bay, 9/24/89

**Game, Rookie**

223 Tom Wilson, vs. Green Bay, 12/16/56  
 212 Jerome Bettis, @ New Orleans, 12/12/93  
 199 Eric Dickerson, vs. Detroit, 10/2/83

**Game, Opponent**

253 DeMarco Murray, @ Dallas, 10/23/11  
 237 Jim Brown, @ Cleveland, 11/24/57  
 228 Beanie Wells, vs. Arizona, 11/27/11  
 212 Adrian Peterson, vs. Minnesota, 12/16/12

**Longest Run**

92t Kenny Washington, @ Chicago Cardinals, 11/2/47  
 85t Eric Dickerson, @ New York Jets, 9/25/83  
 84t Tom Harmon, @ Chicago Bears, 10/13/46

**Longest Run, Opponents**

91t DeMarco Murray, @ Dallas, 10/23/11  
 82t Adrian Peterson, vs. Minnesota, 12/16/12  
 80 Jamaal Charles, vs. Kansas City, 12/19/10  
 76t Najeh Davenport, vs. Green Bay, 10/19/03

**Most Seasons, 1,000 or More Yards**

8 Steven Jackson, 2005-12  
 4 Lawrence McCutcheon, 1973-74, 1976-77  
 Eric Dickerson, 1983-86  
 3 Marshall Faulk, 1999-01  
 2 Dick Bass, 1962, 1966  
 Wendell Tyler, 1979, 1981  
 Greg Bell, 1988-89  
 Jerome Bettis, 1993-94

**Most Consecutive Seasons, 1,000 or More Yards**

8 Steven Jackson, 2005-12  
 4 Eric Dickerson, 1983-86  
 3 Marshall Faulk, 1999-01

**Most Games, 100 or More Yards, Career**

38 Eric Dickerson, 1983-87  
 33 Steven Jackson, 2004-12  
 27 Marshall Faulk, 1999-2006

**Most Games, 100 or More Yards, Season**

11 Eric Dickerson, 1984  
 9 Eric Dickerson, 1983  
 7 Jerome Bettis, 1993  
 Marshall Faulk, 1999  
 Steven Jackson, 2009

**Most Consecutive Games, 100 or More Yards**

6 Eric Dickerson, 1984  
 5 Eric Dickerson, 1986  
 4 Eric Dickerson, 1983, 1984  
 Jerome Bettis, 1994  
 Marshall Faulk, 1999  
 Marshall Faulk, 2003  
 Steven Jackson, 2009

**AVERAGE GAIN****Career (500 att.)**

5.182 Dan Towler, 1950-55 (674-3,493)  
 4.833 Paul (Tank) Younger, 1949-57 (682-3,296)  
 4.809 Marshall Faulk, 1999-2006 (1,447-6,959)

### Season (Qualifiers)

7.40	Kenny Washington, 1947 (60-444)
7.26	Skeet Quinlan, 1953 (97-705)
6.77	Dan Towler, 1951 (126-854)

### Game (10 att.)

14.6	Dan Towler, @ Baltimore, 11/22/53 (14-205)
13.2	Kenny Washington, @ Chicago Cardinals, 11/2/47 (11-145)
13.1	Dan Towler, @ Green Bay, 10/21/51 (11-144)

### Game (10 att.), Opponent

13.8	George Taliaferro, vs. New York Yanks, 11/18/51 (12-166)
13.3	Frank Reagan, vs. New York Giants, 12/1/46 (10-133)
12.6	Delvin Williams, vs. Miami, 11/9/80 (12-151)

## RUSHING TOUCHDOWNS

### Career

58	Marshall Faulk, 1999-2006
56	Eric Dickerson, 1983-87
56	Steven Jackson, 2004-12

### Season

18	Eric Dickerson, 1983 Marshall Faulk, 2000
16	Greg Bell, 1988
15	Greg Bell, 1989

### Season, Rookie

†18	Eric Dickerson, 1983
7	Jerome Bettis, 1993
<b>7</b>	<b>Zac Stacy, 2013</b>
6	Dan Towler, 1952

### Game

4	Marshall Faulk, vs. Minnesota, 12/10/00
3	Many times, last by Steven Jackson, vs. Dallas, 11/19/08
2	Many times, last by Zac Stacy, vs. Tennessee, 11/3/13

### Game, Opponent

4	Jim Brown, @ Cleveland, 11/24/57 Ron Moore, @ Phoenix, 12/4/93
3	Many times, last by Maurice Jones-Drew, @ Jacksonville, 10/18/09
2	Many times, last by Beanie Wells, @ARI, 11/25/12

## PASSING

### Most Seasons Leading Team

9	Roman Gabriel, 1963-72
8	Jim Everett, 1986-92 Marc Bulger, 2002-09
6	Norm Van Brocklin, 1950, 1952-1955, 1957

### Most Consecutive Seasons Leading Team

9	Roman Gabriel, 1963-72
8	Jim Everett, 1986-92 Marc Bulger, 2002-09
4	Norm Van Brocklin, 1952-1955

## RATING

### Highest, Career (1,500 att.)

97.2	Kurt Warner, 1998-2003
84.4	Marc Bulger, 2001-09
<b>79.3</b>	<b>Sam Bradford, 2010-</b>

### Highest, Season (Qualifiers)

109.2	Kurt Warner, 1999
101.8	Trent Green, 2000
101.4	Kurt Warner, 2001

### Season, Rookie (Qualifiers)

81.8	Dieter Brock, 1985
76.5	Sam Bradford, 2010
72.4	Bob Waterfield, 1945

## ATTEMPTS

### Career

3,313	Roman Gabriel, 1962-72
3,277	Jim Everett, 1986-93
3,171	Marc Bulger, 2001-09

### Season

590	Sam Bradford, 2010
588	Marc Bulger, 2006
554	Jim Everett, 1990

### Season, Rookie

590	<b>*Sam Bradford, 2010</b>
368	Tony Banks, 1996
365	Dieter Brock, 1985

### Game

62	Marc Bulger, @ New York Giants, 10/2/05
56	Marc Bulger, @ San Francisco, 9/11/05
55	Mark Rypien, vs. Buffalo, 12/10/95 Marc Bulger, vs. Chicago, 12/11/06 <b>Sam Bradford, vs. Minnesota, 12/16/12</b> <b>Sam Bradford, vs. Arizona, 9/12/10</b> <b>Sam Bradford, at Atlanta, 9/15/13</b>

### Game, Opponent

58	Kent Graham, @ Arizona, 9/29/96
56	Drew Brees, vs. New Orleans, 12/15/2013
52	Tony Eason, vs. New England, 11/16/86 Neil Lomax, @ St. Louis, 11/4/84 Mark Brunell vs. Jacksonville, 10/20/96 Ryan Lindley, @ Arizona, 11/25/12

## COMPLETIONS

### Career

1,969	Marc Bulger, 2001-09
1,847	Jim Everett, 1986-93
1,705	Roman Gabriel, 1962-72

### Season

375	Kurt Warner, 2001
370	Marc Bulger, 2006
<b>354</b>	<b>Sam Bradford, 2010</b>

### Season, Rookie

<b>354</b>	<b>Sam Bradford, 2010</b>
218	Dieter Brock, 1985
192	Tony Banks, 1996

### Game

40	Marc Bulger, @ New York Giants, 10/2/05
36	Marc Bulger, vs. San Diego, 11/10/02
35	Dieter Brock, vs. San Francisco, 10/27/85 Kurt Warner, @ Seattle, 9/10/00 Marc Bulger, @ Green Bay, 11/29/04 <b>Sam Bradford, vs. Minnesota, 12/16/12</b>

### Game, Opponent

39	Drew Brees, vs. New Orleans, 12/15/2013
37	Richard Todd, @ New York Jets, 9/25/83 Kent Graham, @ Arizona, 9/29/96 Mark Brunell, vs. Jacksonville, 10/20/96
36	Tony Eason, vs. New England, 11/16/86 Josh McCown, vs. Chicago, 11/24/13

### Consecutive Passes Completed

18	Jim Everett, vs. New York Giants, 11/12/89
16	Jim Everett, vs. Kansas City, 11/10/91
15	Tony Banks, vs. New York Jets, 10/11/98 Kurt Warner, @ Washington, 11/24/02

## COMPLETION PERCENTAGE

### Career (500 att.)

66.4%	Kurt Warner, 1998-2003 (1,688-1,121)
62.1%	Marc Bulger, 2001-09 (2,924-1,829)
<b>58.6%</b>	<b>Sam Bradford, 2010- (1,760-1,032)</b>

### Season (min. 200 att.)

67.7%	Kurt Warner, 2000 (347-235)
66.2%	Marc Bulger, 2004 (495-321)
65.1%	Kurt Warner, 1999 (499-325)

### Season, Rookie (min. 100 att.)

<b>60.0%</b>	<b>Sam Bradford, 2010 (590-354)</b>
59.7%	Dieter Brock, 1985 (365-218)
56.3%	Ryan Fitzpatrick, 2005 (135-76)

### Game (20 att.)

86.9%	Kurt Warner, vs. San Francisco, 10/10/99 (23-20)
<b>85.7%</b>	<b>Austin Davis, vs. Seattle, 10/20/14 (21-18)</b>
85.7%	Jim Everett, vs. New York Giants, 10/18/92 (21-18)
84.4%	Kurt Warner, vs. Minnesota 12/10/00 (32-27)

### Game (20 att.), Opponent

91.3%	Vinny Testaverde, vs. Cleveland, 12/26/93 (21-23)
84.6%	Kerry Collins, vs. New York Giants, 9/15/02 (22-26)
85.7%	Alex Smith, vs. Kansas City, 10/27/14 (24-28)
84.4%	Carson Palmer, at Arizona, 12/8/13 (27-32)

## YARDS GAINED

### Career

23,758	Jim Everett, 1986-93
22,814	Marc Bulger, 2001-09
22,223	Roman Gabriel, 1962-72

### Season

4,830	Kurt Warner, 2001
4,353	Kurt Warner, 1999
4,310	Jim Everett, 1989

### Season, Rookie

<b>3,512</b>	<b>Sam Bradford, 2010</b>
2,658	Dieter Brock, 1985
2,544	Tony Banks, 1996

### Game

*554	Norm Van Brocklin, vs New York Yanks, 9/28/51
509	Vince Ferragamo, vs. Chicago, 12/26/82
454	Jim Everett, @ New Orleans, 11/26/89

### Game, Opponent

483	Boomer Esiason, vs. Cincinnati, 10/7/90
462	Steve Young, vs. San Francisco, 11/28/93
446	Richard Todd, @ New York Jets, 9/25/83

### Most Seasons, 3,000 or More Passing Yards

5	Jim Everett, 1988-92
3	Kurt Warner, 1999-01
	Marc Bulger, 2003-04, 2006
2	Vince Ferragamo, 1980, 1983
	<b>Sam Bradford, 2010, 2012</b>

### Most Games, 300 or More Passing Yards, Career

30	Kurt Warner, 1998-2003
27	Marc Bulger, 2001-09
20	Jim Everett, 1986-93

### Most Games, 300 or More Passing Yards, Season

†9	Kurt Warner, 1999
	Kurt Warner, 2001
8	Marc Bulger, 2006
7	Kurt Warner, 2000

### Most Consecutive Games, 300 or More Passing Yards

†6	Kurt Warner, 2000
4	Kurt Warner, 1999
3	Jim Everett, 1989, 1991
	Mark Rypien, 1995
	Marc Bulger, 2006

### Longest Pass Completion

96t	Frank Ryan (to Matson), vs. Pittsburgh, 10/1/61
-----	---

95t	Bill Munson (to Pope), vs. Green Bay, 12/3/64
93t	Bill Wade (to Phillips), @ Green Bay, 11/16/58
	Roman Gabriel (to Tucker), vs. San Francisco, 11/9/69

### Opponent/Longest Pass Completion

98t	Jim Hart (to Rashad), @ St. Louis, 12/10/72
95t	Joe Montana (to Taylor), vs. San Francisco, 12/11/89
91t	Bart Starr (to Dowler), vs. Green Bay, 12/17/60

## AVERAGE GAIN

### Career (500 att.)

8.56	Kurt Warner, 1998-2003 (1,688-14,447)
8.49	Norm Van Brocklin, 1959-57 (1,897-16,114)
8.01	James Harris, 1972-76 (652-5,220)

### Season (Qualifiers)

10.14	Norm Van Brocklin, 1954 (260-2,637)
9.88	Kurt Warner, 2000 (347-3,429)
9.61	Bob Waterfield, 1945 (172-1,653)

### Game (20 att.)

15.40	Norm Van Brocklin, @ Chicago Bears, 11/16/52
15.19	Roman Gabriel, vs. San Francisco, 11/9/69
15.03	James Harris, @ Miami, 10/3/76

### Game (20 att.), Opponent

15.86	Ed Brown, vs. Chicago, 10/9/60
14.46	Milt Plum, vs. Detroit, 11/1/64
14.44	Steve Young, vs. San Francisco, 11/28/93

## TOUCHDOWNS

### Career

154	Roman Gabriel, 1962-72
142	Jim Everett, 1986-92
122	Marc Bulger, 2001-09

### Season

41	Kurt Warner, 1999
36	Kurt Warner, 2001
31	Jim Everett, 1988

### Season, Rookie

<b>18</b>	<b>Sam Bradford, 2010</b>
16	Dieter Brock, 1985
15	Tony Banks, 1996

### Game

5	Bob Waterfield, vs. New York Bulldogs, 11/27/49
	Norm Van Brocklin, vs. Detroit, 10/29/50
	Norm Van Brocklin, @. New York Yanks, 9/28/51
	Bob Waterfield, vs. Green Bay, 12/16/51
	Roman Gabriel, vs. Cleveland, 12/12/65
	Vince Ferragamo, vs. New Orleans, 11/2/80
	Vince Ferragamo, vs. San Francisco, 10/23/83
	Jim Everett, @ New York Giants, 9/25/88
	Kurt Warner, vs. San Francisco, 10/10/99
4	Many times, last by Marc Bulger, vs. Washington, 12/24/06
3	Many times, last by Austin Davis, @ Phi, 10/5/14

### Game, Opponent

5	Dan Marino, vs. Miami, 12/14/86
4	Jeff George, @ Oakland, 9/28/97
	Eli Manning, @ New York Giants, 10/2/05
	Tom Brady, vs. New England, 10/28/12
3	Many times, last by Tony Romo, at DAL, 9/22/13

### Most Games, Four or More Touchdowns Passes, Career

6	Norm Van Brocklin, 1949-57
	Jim Everett, 1986-93
5	Vince Ferragamo, 1977-80, 1982-84
4	Roman Gabriel, 1962-72

### Most Games, Four or More Touchdowns Passes, Season

4	Vince Ferragamo, 1980
3	Kurt Warner, 2001
2	Norm Van Brocklin, 1957
	Jim Everett, 1988
	Jim Everett, 1990
	Kurt Warner, 2000

## HAD INTERCEPTED

### Career

128	Bob Waterfield, 1945-52
127	Norm Van Brocklin, 1949-57
123	Jim Everett, 1986-93

### Season

24	Bob Waterfield, 1949
23	Vince Ferragamo, 1983
22	Bill Wade, 1958
	Kurt Warner, 2001
	Marc Bulger, 2003

### Game

7	Parker Hall, vs. Green Bay, 11/18/42
	Bob Waterfield, @ Green Bay, 10/17/58
6	Norm Van Brocklin, vs. Baltimore, 12/4/54
	Bill Wade, vs. Detroit, 10/26/56
	Norm Van Brocklin, vs. Detroit, 10/13/57
	Chris Chandler, @ Carolina, 12/12/04
5	Norm Van Brocklin, @ San Francisco, 10/28/51
	Ryan Fitzpatrick, @ Minnesota, 12/11/05
	Gus Frerotte, @ Baltimore, 10/14/07

### Most Consecutive Passes Attempted, None Intercepted

249	Marc Bulger, 2005-06
206	Roman Gabriel, 1968-69
169	<b>*Sam Bradford, 2010</b>

## LOWEST PERCENTAGE PASSES INTERCEPTED

### Career (500 att.)

2.15	<b>Sam Bradford, 2010- (1,760-38)</b>
2.93	Marc Bulger, 2001-09 (3,171-93)
3.38	Roman Gabriel, 1962-72 (3,313-112)

### Season (Qualifiers)

1.40	Marc Bulger, 2006 (588-8)
1.75	Roman Gabriel, 1969 (399-7)
2.08	Trent Green, 2000 (240-5)

### Season, Rookie (Qualifiers)

2.54	Sam Bradford, 2010 (590-15)
3.56	Dieter Brock, 1985 (365-13)
4.07	Tony Banks, 1996 (368-15)

## TIMES SACKED

### Career

279	Roman Gabriel, 1962-72
254	Marc Bulger, 2001-09
186	Jim Everett, 1986-93

### Season

51	Dieter Brock, 1985
49	Marc Bulger, 2006
48	Roman Gabriel, 1966
	Tony Banks, 1996

### Game

10	Bill Munson, @ San Francisco, 12/6/64
	James Harris, vs. San Francisco, 10/11/76
8	Roman Gabriel, @ Green Bay, 9/25/66
	Tony Banks, vs. San Francisco, 10/25/98
7	<b>Many times, Last by Austin Davis, at Kansas City, 10/26/14</b>

### Game, Opponent

10	Bob Barry, vs. Atlanta 9/28/65
9	Mike Ray, vs. Tampa Bay, 11/5/78
	Dave Wilson, vs. New Orleans, 11/3/85
	Steve Beuerlein, @ Los Angeles Raiders, 9/18/88
	Rob Johnson, @ Buffalo, 9/20/98
	Kevin Kolb, vs. Arizona, 10/4/12
8	Joe Montana, @ San Francisco, 12/18/88
	Daunte Culpepper, vs. Minnesota, 11/30/03

## PASS RECEIVING RECEPTIONS

### Most Seasons Leading Team

9	Henry Ellard, 1984-93
7	Torry Holt, 1999-2008
5	Tom Fears, 1948-55

### Most Consecutive Seasons Leading Team

8	Henry Ellard, 1984-91
7	Torry Holt, 2002-08
4	Jim Phillips, 1960-63

### Career

942	Isaac Bruce, 1994-2007
869	Torry Holt, 1999-2008
593	Henry Ellard, 1983-1993

### Season

119	Isaac Bruce, 1995
117	Torry Holt, 2003
102	Torry Holt, 2005

### Season, Rookie

54	Eddie Kennison, 1996
53	Donnie Avery, 2008
52	Torry Holt, 1999

### Season, Running Back

90	Steven Jackson, 2006
87	Marshall Faulk, 1999
83	Marshall Faulk, 2001

### Game

18	Tom Fears, vs. Green Bay, 12/3/50
15	Willie Anderson, @ New Orleans, 11/26/89
	Isaac Bruce, vs. Miami, 12/24/95
	Danny Amendola, vs. Washington, 9/16/12
14	Dick Hoerner, vs. New York Yanks, 11/19/50

### Game, Opponent

16	Jerry Rice, @ San Francisco, 11/20/94
	Keenan McCardell, vs. Jacksonville, 10/20/96
13	Larry Centers, @ Arizona, 9/29/96
12	Andre Rison, @ Atlanta, 9/11/94

### Most Consecutive Games, Pass Reception

153	Torry Holt, 1999-2008
81	Henry Ellard, 1986-92
	Marshall Faulk, 1999-2004
70	Jim Phillips, 1958-63

### Most Seasons 50 or More Pass Receptions

11	Isaac Bruce, 1995-97, 1999-2004, 2006-07
10	Torry Holt, 1999-2008
7	Henry Ellard, 1985, 1987-1991, 1993

## YARDS

### Most Seasons Leading Team

9	Henry Ellard, 1984-91, 1993
	Torry Holt, 2000-08
5	Tom Fears, 1948-55

### Most Consecutive Seasons Leading Team

9	Torry Holt, 2000-08
8	Henry Ellard, 1984-91
4	Jim Phillips, 1960-63

### Career

14,109	Isaac Bruce, 1994-2007
12,660	Torry Holt, 1999-2008
9,761	Henry Ellard, 1983-93

### Season

1,781	Isaac Bruce, 1995
1,696	Torry Holt, 2003
1,635	Torry Holt, 2000

### Season, Rookie

924	Eddie Kennison, 1996
788	Torry Holt, 1999
786	Bucky Pope, 1964

**Season, Running Back**

1,049	Marshall Faulk, 1999
830	Marshall Faulk, 2000
825	Amp Lee, 1997

**Game**

*336	Willie Anderson, @ New Orleans, 11/26/89
303	Jim Benton, @ Detroit, 11/22/45
238	Harold Jackson, vs. Dallas, 10/14/73

**Game, Rookie**

226	Eddie Kennison, @ Atlanta, 12/15/96
208	Jim Phillips, @ Green Bay, 11/16/58
163	Donnie Avery, @ New England, 10/26/08

**Game, Opponent**

286	John Taylor, vs. San Francisco, 12/11/89
257	Billy Wilson, vs. San Francisco, 10/3/54
241	Jerry Rice, @ San Francisco, 12/9/85

**Longest Pass Reception**

96t	Ollie Matson (from Frank Ryan), vs. Pittsburgh, 10/1/61
95t	Bucky Pope (from Bill Munson), vs. Green Bay, 12/13/64
93t	Jim Phillips (from Bill Wade), @ Green Bay, 11/16/58 Wendell Tucker (from Roman Gabriel), vs. San Francisco, 11/9/69

**Most Seasons, 1,000 or More Yards Pass Receiving**

9	Isaac Bruce, 1995-96, 1999-2004, 2006
8	Torry Holt, 2000-07
4	Henry Ellard, 1988-91

**Most Games, 100 or More Yards Pass Receiving, Career**

46	Torry Holt, 1999-2008
43	Isaac Bruce, 1994-2007
26	Henry Ellard, 1983-93

**Most Games, 100 or More Yards Pass Receiving, Season**

10	Torry Holt, 2003
9	Isaac Bruce, 1995
8	Elroy Hirsch, 1951 Torry Holt, 2000

**Most Consecutive Games, 100 or More Yards, Pass Receiving**

6	Isaac Bruce, 1995
5	Elroy Hirsch, 1951 Bob Boyd, 1954
3	Isaac Bruce, 2004

**Most Consecutive Games, 150 or More Yards, Pass Receiving**

3	Isaac Bruce, 1995
2	Tom Fears, 1950-51 Torry Holt, 2000 Torry Holt, 2003 Torry Holt, 2004

**AVERAGE GAIN****Career (150 receptions)**

20.5	Bob Boyd, 1950-57 (176-3,611)
20.3	Willie Anderson, 1988-94 (259-5,246)
18.3	Elroy Hirsch, 1949-57 (343-6,289)

**Game (3 receptions)**

*63.0	Torry Holt, @ Atlanta, 9/24/00 (3-189)
50.3	Jack Snow, @ Baltimore, 10/15/67 (3-151)
49.7	Bob Boyd, @ Green Bay, 10/17/54 (3-149)

**Game (3 receptions), Opponent**

55.3	Koren Robinson, vs. Seattle, 10/20/02 (3-166)
49.3	Charley Taylor, vs. Washington, 10/22/67 (3-148)
44.0	Charles Wilson, vs. Tampa Bay, 12/11/94 (4-176)

**TOUCHDOWNS****Career**

84	Isaac Bruce, 1994-2007
74	Torry Holt, 1999-2008
53	Elroy Hirsch, 1949-57

**Season**

17	Elroy Hirsch, 1951
----	--------------------

13	Harold Jackson, 1973
----	----------------------

Isaac Bruce, 1995

12	Isaac Bruce, 1999
----	-------------------

Torry Holt, 2003

**Season, Rookie**

10	Bucky Pope, 1964
8	Eddie Kennison, 1996
6	Leon Clarke, 1956 Torry Holt, 1999

**Game**

4	Bob Shaw, vs. Washington, 12/11/49 Elroy Hirsch, @ New York Yanks, 9/28/51 Harold Jackson, vs. Dallas, 10/14/73 Isaac Bruce, vs. San Francisco, 10/10/99
3	Many times, Last by Torry Holt, vs. Seattle, 10/15/06
2	<b>Many times, Last by Brian Quick, at Phil., 10/5/14</b>

**Game, Opponent**

4	Mike Ditka, vs. Chicago, 10/13/63
3	Many times, last by Torrey Smith, vs. Baltimore, 9/25/11
2	Many times, last by Larry Fitzgerald, vs. Arizona, 9/8/13

**Most Consecutive Games, Touchdown**

11	Elroy Hirsch, 1950-51
6	Henry Ellard, 1988-89
5	Jim Benton, 1938-39 Jack Snow, 1967-68 Harold Jackson, 1973 Torry Holt, 2003, 2006

**PUNTING****Career**

449	Donnie Jones, 2007-11
432	Dale Hatcher, 1985-89, 1991
380	Sean Landeta, 1993-96, 2003-04

**Season**

105	Donnie Jones, 2011
97	Dale Hatcher, 1986
94	Donnie Jones, 2010
93	Ken Clark, 1979

**Season, Rookie**

93	Ken Clark, 1979
87	Dale Hatcher, 1985
82	<b>Johnny Hekker, 2012</b>
77	Rusty Jackson, 1976

**Game**

12	Parker Hall, vs. Green Bay, 11/26/39 Rusty Jackson, @ San Francisco, 11/21/76
11	Danny Villanueva, vs. Dallas, 9/30/62 Danny Villanueva, @ Pittsburgh, 9/13/64 Donnie Jones, vs. San Francisco, 1/3/2010
10	Many times, last by Donnie Jones, vs. Seattle, 11/20/11

**Game, Opponent**

14	George Taliasfero, vs. New York Yanks, 9/28/51
11	Tom Girard, vs. Green Bay, 12/3/50 Gerry Collins, vs. Cleveland, 12/12/65 Bobby Joe Green, @ Chicago, 12/2/73 Tom Wittum, @ San Francisco, 11/21/76 Hermon Weaver, @ Seattle, 11/4/79
10	Many times, Last by Tommy Barnhardt, @ New Orleans, 11/26/89

**Longest Punt**

88	Bob Waterfield, @ Green Bay, 10/17/48
86	Bob Waterfield, @ Green Bay, 10/5/47
80	Donnie Jones, @ Seattle, 10/21/07 Parker Hall, vs. Philadelphia 12/3/39

**Longest Punt, Opponent**

76	Sammy Baugh, @ Washington, 11/5/44
----	------------------------------------

- 75 Sam Baker, vs. Dallas, 9/30/62
- 74 Jack Jacobs, @ Green Bay, 10/5/47

### AVERAGE GROSS YARDS

#### Career (250 punts)

- 46.6 Donnie Jones, 2007-11 (449-20,924)
- 44.3 Danny Villanueva, 1961-64 (296-13,009)
- 44.1 Sean Landeta, 1993-96, 2003-04 (380-16,747)

#### Season (Qualifiers)

- 50.0 Donnie Jones, 2008 (82-4,100)
- 47.2 Donnie Jones, 2007 (78-3,684)
- 46.8 Donnie Jones, 2009 (90-4,212)

#### Season, Rookie (Qualifiers)

- 45.8 Johnny Hekker, 2012 (82-3,756)**
- 43.6 John Misko, 1982 (45-1,961)
- 43.2 Dale Hatcher, 1985 (87-3,735)

#### Game (4 punts)

- 56.9 Johnny Hekker, vs. Arizona, 10/4/12 (7-398)**
- 56.3 Donnie Jones, vs. Arizona, 11/22/09 (4-225)
- 56.2 Donnie Jones, vs. Buffalo, 9/28/08 (5-281)
- 56.0 Donnie Jones, vs. Arizona, 10/7/07 (4-224)

#### Game, Opponent (4 Punts)

- 59.5 Mike Scifres, vs. Chargers, 10/17/10 (6-357)
- 57.3 Fred Morrison, @ Chicago Bears, 11/16/52 (4-229)
- 56.8 Sammy Baugh, @ Washington, 10/26/41 (6-341)

### HAD BLOCKED

#### Career

- 5 Bob Waterfield, 1945-52
- 4 Dale Hatcher, 1985-89, 1991
- 2 Many players, last by John Misko, 1982-84

#### Season

- 2 Bob Waterfield, 1950
- Jon Kilgore, 1967
- Rusty Jackson, 1976
- Glen Walker, 1978
- Ken Clark, 1979
- 1 Many times, last by Johnny Hekker, 2014

#### Most Consecutive Punts, None Blocked

- 425 Donnie Jones, 2007-2011
- 380 Sean Landeta, 1993-96, 2003-04
- 299 Norm Van Brocklin, 1951-57

### PUNT RETURNS

#### Most Seasons Leading Team

- 5 Henry Ellard, 1983-93
- 4 Jon Arnett, 1957-63
- Jim Bertelsen, 1972-76
- 3 Verda (V.T.) Smith, 1949-53
- Woodley Lewis, 1950-55
- Alvin Haymond, 1969-71
- LeRoy Irvin, 1980-89
- Eddie Kennison, 1996-98
- Az-Zahir Hakim, 1998-2001

#### Most Consecutive Seasons Leading Team

- 5 Henry Ellard, 1983-87
- 4 Jim Bertelsen, 1972-76
- 3 Verda (V.T.) Smith, 1949-51
- Woodley Lewis, 1952-54
- Alvin Haymond, 1969-71
- LeRoy Irvin, 1980-82
- Eddie Kennison, 1996-98
- Az-Zahir Hakim, 1999-2001

### RETURNS

#### Career

- 146 LeRoy Irvin, 1980-89
- 135 Henry Ellard, 1983-93
- 112 Az-Zahir Hakim, 1998-2001

#### Season

- 56 Eddie Brown, 1979
- 53 Alvin Haymond, 1970
- Todd Kinchen, 1995
- 52 Jackie Wallace, 1978

#### Season, Rookie

- 42 LeRoy Irvin, 1980
- 30 Tavon Austin, 2013**
- 29 Darryl Henley, 1989
- Eddie Kennison, 1996
- 27 Verda (V.T.) Smith, 1949

#### Game

- 7 Many times, last by Az-Zahir Hakim, @ Tennessee, 10/31/99
- 6 Many times, last by Vernon Turner, vs. New England, 9/13/92
- 5 Many times, last by Danny Amendola, vs. San Francisco, 1/3/2010

#### Game, Opponent

- 8 Kevin Miller vs. Minnesota, 12/2/79
- DeSean Jackson, @ Philadelphia, 9/7/08
- 7 Many times, last by Leon Washington, vs. Seattle, 11/20/11

### YARDS GAINED

#### Career

- 1,527 Henry Ellard, 1983-93
- 1,451 LeRoy Irvin, 1980-89
- 1,278 Az-Zahir Hakim, 1998-2001

#### Season

- 618 Jackie Wallace, 1978
- 615 LeRoy Irvin, 1981
- 501 Henry Ellard, 1985

#### Season, Rookie

- 427 Verda (V.T.) Smith, 1949
- 423 Eddie Kennison, 1996
- 296 Henry Ellard, 1983

#### Game

- \*207 LeRoy Irvin, @ Atlanta, 11/14/81
- 145 Tavon Austin, @ Indianapolis, 11/10/13**
- 127 LeRoy Irvin, @ San Francisco, 10/9/81

#### Game, Opponent

- 128 Tyrone Hughes, vs. New Orleans, 10/3/93
- Darrien Gordon, @ San Diego, 11/27/94
- 127 Patrick Peterson, @ Arizona, 11/6/11
- 125 Dana McLemore, @ San Francisco, 11/16/80
- 122 Robert Brooks, @ Green Bay, 10/9/94

#### Longest Punt Return

- \*103t Robert Bailey, @ New Orleans, 10/23/94
- 98t Tavon Austin, @Indianapolis, 11/10/13**
- 90t Dick Bass, vs. Green Bay, 12/17/61
- 90t Stedman Bailey vs. Seattle, 10/19/14
- 88t Tom Harmon, vs. Detroit, 11/23/47
- 88t Nick Miller, vs. Arizona, 11/27/11

#### Longest Punt Return, Opponent

- 99t Patrick Peterson, @ Arizona, 11/6/11
- 94t Darrien Gordon, @ Denver, 9/14/97
- 93t Dana McLemore, @ San Francisco, 1/2/82
- 90t Nate Burleson, @ Seattle, 11/12/06

### AVERAGE YARDAGE

#### Career (Min. 75 ret.)

- 11.4 Az-Zahir Hakim, 1998-2001 (112-1,278)
- 11.3 Henry Ellard, 1983-93 (135-1,527)
- 11.1 Danny Amendola, 2009-12 (81-899)

### Season (Qualifiers)

18.5	Woodley Lewis, 1952 (19-351)
15.8	Verda (V.T.) Smith, 1949 (27-427)
15.6	Les Horvath, 1948 (13-203)

### Season, Rookie (Qualifiers)

15.8	Verda (V.T.) Smith, 1949 (27-427)
14.6	Eddie Kennison, 1996 (29-423)
14.5	Jim Bertelsen, 1972 (16-232)

### Game

40.0	Woodley Lewis @ Detroit, 10/18/53 (3-120)
39.3	Jon Arnett vs. Chicago, 11/2/58 (3-118)
<b>36.3</b>	<b>Tavon Austin @ Indianapolis, 11/10/13 (4-145)</b>
34.7	Henry Ellard @ Atlanta, 10/22/84 (3-104)

### Game, Opponent (3 returns)

36.0	Art Jones, vs. Pittsburgh, 9/7/41 (3-108)
	George McAfee, @ Chicago Bears, 10/10/48 (3-108)
32.0	Tyrone Hughes, vs. New Orleans, 13/3/93 (4-128)
31.8	Patrick Peterson, @ Arizona, 11/6/11 (4-127)

### TOUCHDOWNS

#### Career

4	LeRoy Irvin, 1980-89
	Henry Ellard, 1983-91
3	Woodley Lewis, 1950-55
	Eddie Kennison, 1996-98
2	Todd Kinchen, 1992-95
	Az-Zahir Hakim, 1998-2001

#### Season

3	LeRoy Irvin, 1981
2	Woodley Lewis, 1952
	Henry Ellard, 1984
	Todd Kinchen, 1992
	Eddie Kennison, 1996
<b>1</b>	<b>Many times, last by Tavon Austin, 2013</b>

#### Season, Rookie

2	Todd Kinchen, 1992
	Eddie Kennison, 1996
1	Verda (V.T.) Smith, 1949
	Henry Ellard, 1983
	<b>Tavon Austin, 2013</b>

#### Game

†2	Leroy Irvin, @ Atlanta, 10/11/81
	Todd Kinchen, vs. Atlanta, 12/27/92
<b>1</b>	<b>Many times, last by Stedman Bailey, vs. Seattle, 10/21/14</b>

#### Game, Opponent

2	Jack Christiansen, vs. Detroit, 10/14/51
1	Many times, last by Patrick Peterson, vs. Ari. 11/25/11

### KICKOFF RETURNS

#### Most Seasons Leading Team

5	Ron Brown, 1984-89, 1991
3	Fred Gehrke, 1940, 1945-49
	Jon Arnett, 1957-63
	Cullen Bryant, 1973-82, 1987
	Drew Hill, 1979-84
	Barry Redden, 1982-86
	Tony Horne, 1998-00
2	Woodley Lewis, 1950-55
	Carver Shannon, 1962-64
	Willie Ellison, 1967-72
	Ron Smith, 1968-69
	Vernon Turner, 1991-92
	J.T. Thomas, 1995-98
	Arlen Harris, 2003-04
	Dante Hall, 2007-08
	Danny Amendola, 2009-10

### Most Consecutive Seasons Leading Team

5	Ron Brown, 1985-89
3	Drew Hill, 1979-81
	Barry Redden, 1982-84
	Tony Horne, 1998-00
2	Woodley Lewis, 1953-54
	Carver Shannon, 1963-64
	Ron Smith, 1968-69
	Vernon Turner, 1991-92
	Arlen Harris, 2003-04
	Dante Hall, 2007-08
	Danny Amendola, 2009-10

### RETURNS

#### Career

171	Drew Hill, 1979-84
169	Ron Brown, 1984-89, 1991
143	Tony Horne, 1998-2000

#### Season

66	Danny Amendola, 2009
60	Drew Hill, 1981
57	Tony Horne, 2000

#### Season, Rookie

56	Tony Horne, 1998
51	Arlen Harris, 2003
49	David Thompson, 1997

#### Game

9	Danny Amendola, @ Tennessee, 12/13/09
8	Tony Horne, @ Kansas City, 10/22/00
	Chris Johnson, @ Indianapolis, 10/17/05
	Derek Stanley, vs. Pittsburgh, 12/20/07
	Danny Amendola, vs. Green Bay, 9/27/09
7	Many times, last by Danny Amendola, vs. Atlanta, 11/21/10

#### Game, Opponent

8	DeRon Jenkins, vs. San Diego, 10/1/00
	Bethel Johnson, @ Minnesota, 12/31/06
	Pierre Thomas, @ New Orleans, 11/11/07
7	Tim Dwight, @ Atlanta, 10/17/99
	Dino Philyaw, vs. New Orleans, 11/28/99
	Dino Philyaw, @ New Orleans, 12/12/99
	Steve Smith, vs. Carolina, 11/11/01
	Maurice Morris, vs. Seattle, 10/20/02
	Kevin Kasper, vs. Arizona, 12/15/02
6	Many times, last by LaRod Stephens-Howling, vs. Arizona, 12/5/10

### YARDS GAINED

#### Career

3,918	Ron Brown, 1984-89, 1991
3,577	Tony Horne, 1998-2000
3,438	Drew Hill, 1979-84

#### Season

1,618	Danny Amendola, 2009
1,379	Tony Horne, 2000
1,306	Tony Horne, 1998

#### Season, Rookie

1,306	Tony Horne, 1998
1,175	Arlen Harris, 2003
1,110	David Thompson, 1997

#### Game

267	Tony Horne, @ Kansas City, 10/22/00
229	Derek Stanley, vs. Pittsburgh, 12/20/07
217	Danny Amendola, @ Tennessee, 12/13/09

#### Game, Opponent

304	Tyrone Hughes, @ New Orleans, 10/23/94
294	Wally Triplett, vs. Detroit, 10/29/50
252	Steve Smith, vs. Carolina, 11/11/01

**Longest Kickoff Return**

105t	Jon Arnett, vs. Detroit, 10/29/61 Travis Williams, vs. New Orleans, 12/5/71
103t	Tom Wilson, @ Baltimore, 11/25/56 Tony Horne, vs. Atlanta 10/15/00
102t	Tony Horne, vs. Atlanta, 11/29/98

**Longest Kickoff Return, Opponent**

105t	Abe Woodson, vs. San Francisco, 11/8/53 Stefan Logan, at Detroit, 10/10/10
104t	Travis Williams, vs. Green Bay, 12/9/67
103t	Russ Craft, vs. Philadelphia, 10/7/50

**AVERAGE YARDAGE****Career (Min. 75 returns)**

26.3	Ron Brown, 1984-89, 91 (149-3,918)
24.7	Tony Horne, 1998-2000 (143-3,575)
23.8	Woodley Lewis, 1950-55 (109-2,575)
23.5	Danny Amendola, 2009-12 (118-2,776)

**Season (Qualifiers)**

33.7	Verda (V.T.) Smith, 1950 (22-742)
32.8	Ron Brown, 1985 (28-918)
31.8	Tom Wilson, 1956 (15-477)

**Season, Rookie (Qualifiers)**

31.8	Tom Wilson, 1956 (15-477)
28.0	Jon Arnett, 1957 (18-504)
27.1	Ron Waller, 1955 (17-461)

**Game (3 returns)**

51.7	Tommy Wilson, vs. Green Bay, 12/6/59
51.5	Tony Horne, vs. Atlanta, 11/29/98
50.3	Verda (V.T.) Smith, vs. Detroit 10/29/50

**Game, Opponent (3 returns)**

73.5	Wally Triplett, vs. Detroit, 10/29/50
52.7	Abe Woodson, vs. San Francisco, 11/8/53
51.8	Joe Scott, @ New York Giants, 11/14/78

**TOUCHDOWNS****Career**

4	Ron Brown, 1984-89, 1991 Tony Horne, 1998-2000
3	Verda (V.T.) Smith, 1949-53 Cullen Bryant, 1973-82, 1987
2	Jon Arnett, 1957-63

**Season**

3	Verda (V.T.) Smith, 1950 Ron Brown, 1985
2	Tony Horne, 1999
1	Many times, last by Chris Johnson, 2005

**Game**

†2	Ron Brown, vs. Green Bay, 11/24/85
1	Many times, last by Chris Johnson, vs. Seattle, 10/9/05

**Game, Opponent**

2	Tyrone Hughes, @ New Orleans, 10/23/94 Devin Hester, vs. Chicago, 12/11/06
1	Many times, last by Knile Davis, at Kansas City, 10/16/14

**FIELD GOAL RETURNS****Longest Field Goal Return**

99t	Jerry Williams, vs. Green Bay, 12/16/51
-----	---

**Longest Field Goal Return, Opponent**

83t	Kevin Ross, vs. Atlanta, 10/12/95
-----	-----------------------------------

**COMBINED KICK RETURNS****MOST RETURNS****Career**

215	Woodley Lewis, 1950-55
207	Danny Amendola, 2009-12
179	Jon Arnett, 1957-63

**Season**

97	Danny Amendola, 2009
90	Danny Amendola, 2010
88	Alvin Haymond, 1970 Todd Kinchen, 1995

**YARDS GAINED****Game**

294	Woodley Lewis, @ Detroit, 10/18/53
267	Tony Horne, @ Kansas City, 10/22/00
262	Dante Hall, @ Dallas, 9/30/07

**Game, Opponent**

347	Tyrone Hughes, @ New Orleans, 10/23/94
294	Wally Triplett, vs. Detroit, 10/29/50
267	Steve Smith, vs. Carolina, 11/11/01

**TOUCHDOWNS****Career**

4	Verda (V.T.) Smith, 1949-53 Woodley Lewis, 1950-55 LeRoy Irvin, 1980-89 Henry Ellard, 1983-91 Ron Brown, 1984-89, 1991 Tony Horne, 1998-2000
3	Jon Arnett, 1957-63 Cullen Bryant, 1973-82, 1987 Eddie Kennison, 1996-1998
2	Fred Gehrke, 1940, 1945-49 Tom Kalmanir, 1949-51 Todd Kinchen, 1992-95 Az-Zahir Hakim, 1998-2001

**COMBINED NET YARDAGE**

*Includes rushing, receiving, interception returns, kickoff returns, punt returns, and fumble returns.*

**ATTEMPTS****Career**

2,806	Steven Jackson, 2004-12
1,919	Marshall Faulk, 1999-2006
1,648	Eric Dickerson, 1983-87

**Season**

442	Eric Dickerson, 1983
436	Steven Jackson, 2006
432	Eric Dickerson, 1986

**Season, Rookie**

*442	Eric Dickerson, 1983
320	Jerome Bettis, 1993
212	Larry Smith, 1969

**Game**

44	Jerome Bettis, vs. Chicago, 1/2/94 (ru 39, re 5)
39	Five times, last by Steven Jackson, vs. Washington, 12/24/06 (ru 33, re 6)
38	Jerome Bettis, @ Kansas City, 9/25/94 (ru 35, re 2)

**YARDS****Career**

14,311	Isaac Bruce, 1994-2007
13,538	Steven Jackson, 2004-12
12,732	Torry Holt, 1999-2008

**Season**

2,429	Marshall Faulk, 1999
2,401	Steven Jackson, 2006
2,259	Eric Dickerson, 1984



**Season, Rookie**

2,212 Eric Dickerson, 1983  
 1,801 Eddie Kennison, 1996  
 1,673 Jerome Bettis, 1993

**Game**

336 Willie Anderson, @ New Orleans, 11/26/89  
**314 Tavon Austin, @ Indianapolis, 11/10/13**  
 303 Jim Benton, vs. Detroit, 11/22/45  
 286 Marshall Faulk, vs. Atlanta, 10/15/00

**INTERCEPTIONS BY****Career**

46 Ed Meador, 1959-70  
 37 Nolan Cromwell, 1977-87  
 34 LeRoy Irvin, 1980-89

**Season**

\*14 Dick (Night Train) Lane, 1952  
 12 Woodley Lewis, 1950  
 11 Will Sherman, 1955

**Season, Rookie**

\*14 Dick (Night Train) Lane, 1952  
 12 Woodley Lewis, 1950  
 9 George Sims, 1949  
 Don Burroughs, 1955

**Game**

3 Many times, last by Keith Lyle, @ Atlanta, 12/15/96  
**2 Many times, last by Janoris Jenkins, @ Arizona 11/25/12**  
**1 Many times, last by Janoris Jenkins, vs. Dallas 9/21/14**

**Game, Opponent**

4 Dave Baker, vs. San Francisco, 12/4/60  
 3 Many times, last by Adrian Wilson and Kerry Rhodes, vs. Arizona, 9/12/10  
 2 Many times, last by Kendrick Lewis, vs. Kansas City, 12/19/10

**Consecutive Games Intercepted By**

6 Will Sherman, 1954-55  
 5 Dick (Night Train) Lane, 1952  
 4 Nolan Cromwell, 1980  
 Kirk Collins, 1983  
 Oshiomogho Atogwe, 2007

**YARDS GAINED****Career**

671 Nolan Cromwell, 1977-87  
 654 LeRoy Irvin, 1980-89  
 547 Ed Meador, 1959-70

**Season**

298 Dick (Night Train) Lane, 1952  
 275 Woodley Lewis, 1950  
 205 Travis Fisher, 2003

**Season, Rookie**

298 Dick (Night Train) Lane, 1952  
 275 Woodley Lewis, 1950  
 152 Jack Morris, 1958

**Game**

107 Aaron Martin, vs. San Francisco, 10/18/64  
 106 Anthony Parker, vs. Jacksonville, 10/20/96  
 99 Johnnie Johnson, vs. Green Bay, 9/21/80

**Game, Opponent**

111 Ace Parker, vs. Brooklyn, 11/17/40  
 108 Felix Wright, vs. Cleveland, 10/26/87  
 105 Malcolm Jenkins, at New Orleans, 12/12/10

**Longest Returns**

99t Johnnie Johnson, vs. Green Bay, 9/21/80

**98t Alec Ogletree, at Houston, 10/13/13**  
 97t Herb Rich, vs. Dallas Texans, 11/2/52  
 Bobby Smith, vs. San Francisco, 10/18/64  
 95t Will Sherman, vs. Green Bay, 12/16/56

**Longest Return, Opponent**

101t Richie Pettibon, @ Chicago, 12/9/62  
 Henry Carr, vs. New York Giants, 11/13/66  
 99t Tim Lewis, @ Green Bay, 11/18/84  
 Dominique Rodgers-Cromartie, @ Arizona, 12/7/08  
 97t Reggie Rutland, @ Minnesota, 12/15/91

**TOUCHDOWNS****Career**

5 Ed Meador, 1959-70  
 LeRoy Irvin, 1980-89  
 4 Jack Pardee, 1957-70  
 Jim Youngblood, 1973-84  
 Rod Perry, 1975-82  
 Nolan Cromwell, 1977-87  
 Johnnie Johnson, 1980-89  
**Janoris Jenkins, 2012-**

**Season**

3 Monte Jackson, 1976  
 Rod Perry, 1978  
**Janoris Jenkins, 2012**

**FUMBLES****OPPONENTS' FUMBLES RECOVERED****Career**

19 Johnnie Johnson, 1980-89  
 18 Ed Meador, 1959-70  
 17 Nolan Cromwell, 1977-87

**Season**

5 Andy Robustelli, 1955  
 Bill Jabko, 1959  
 Ed Meador, 1961  
 Johnnie Johnson, 1981  
 Brian Young, 2003  
 4 Many times, last by Anthony Parker, 1995  
**3 Many times, last by William Hayes, 2013**

**Longest Fumble Return**

98t Toby Wright, @ New Orleans, 10/23/94  
 94t Keith Lyle, @ Atlanta, 9/24/00  
 93t Adam Archuleta, vs. Tampa Bay, 10/18/04

**Longest Fumble Return, Opponent**

85t Eric Hill, vs. Phoenix, 9/1/91  
 84t Larry Brink, vs. Chicago Bears, 11/28/54  
 82t Donnie Edwards, vs. San Diego, 11/10/02

**OPPONENTS' FUMBLES  
RETURNED FOR TOUCHDOWNS****Career**

2 Jack Dwyer, 1952-54  
 Toby Wright, 1994-97  
 Leonard Little, 1998  
 1 Mike Jones, 1997-2000  
 Devin Bush, 1999-2001  
 Dre' Bly, 1999-2002  
 Aeneas Williams, 2001-04  
 Adam Archuleta, 2001-05  
 Victor Adeyanju, 2006  
 Oshiomogho Atogwe, 2008  
**Janoris Jenkins, 2012**  
**Daren Bates, 2013**  
**Chris Long, 2013**  
**Robert Quinn, 2013**

## **SACKS**

### **TOTAL SACKS**

#### **Career (Unofficial)**

159.5 David (Deacon) Jones, 1961-71  
151.5 Jack Youngblood, 1971-84  
94 Merlin Olsen, 1962-76

#### **Season**

22 David (Deacon) Jones, 1964  
David (Deacon) Jones, 1968  
19 **Robert Quinn, 2013**  
18 Jack Youngblood, 1979  
17 Kevin Carter, 1999

#### **Season, Rookie**

8 David (Deacon) Jones, 1961  
6 Kevin Carter, 1995  
5 Sean Gilbert, 1992  
**Robert Quinn, 2011**

#### **Game**

5 Gary Jeter, @ Los Angeles Raiders, 9/18/88  
4.5 Kevin Greene, @ San Francisco, 12/18/88  
4 Sean Gilbert, vs. Pittsburgh, 9/12/93  
Leonard Little, vs. Minnesota, 11/30/03

#### **Game, Opponent**

4 Edmund Nelson, vs. Pittsburgh, 9/16/84  
Roy Barker, vs. San Francisco 10/25/98  
Darryl Tapp, @ Seattle 10/21/07  
3 Many times, last by Chris Clemons, vs. Seattle, 11/20/11  
2.5 John Rade, @ Atlanta, 11/17/85  
Reggie White, @ Green Bay, 9/3/95  
Kevin Greene, vs. Carolina 11/17/96  
DaShon Polk, @ Houston 11/27/05  
Bryant Young, @ San Francisco 11/18/07  
Brian Orakpo, vs. Washington, 10/2/11  
Isreal Idonije, @ Chicago, 9/23/12

## **TACKLES**

### **COMBINED TACKLES**

#### **Career**

915 Merlin Olsen, 1962-76  
897 Jack Reynolds, 1970-80  
896 David (Deacon) Jones, 1961-71

#### **Season**

193 London Fletcher, 2000  
189 London Fletcher, 2001  
185 Jim Collins, 1984

## **BLOCKED KICKS**

### **BLOCKED PUNTS**

#### **Career**

10 Ed Meador, 1959-70  
8 Jack Youngblood, 1971-84  
David (Deacon) Jones, 1961-71  
6 Ivory Sully, 1979-84  
Nolan Cromwell, 1977-87

#### **Season**

4 Ed Meador, 1964  
3 Ed Meador, 1962  
Irv Cross, 1966  
Tony Guillory 1967  
Nolan Cromwell, 1987

# TEAM RECORDS

## GAMES WON

### Most Consecutive Games Won (Including postseason)

11	1969
8	1952, 1967, 2001
7	1978, 1985, 1999, 2003

### Most Games Won, Season (Regular Season)

14	2001
13	1999
12	1973, 1975, 1978, 2003

### Most Consecutive Games Won, Season (Including postseason)

11	1969
8	1952, 1967, 2001
7	1978, 1985, 1999, 2003

### Most Consecutive Home Games Won (Regular Season)

15	2002-04
13	1998-2000
11	1973-74, 1976-78

### Most Consecutive Road Games Won (Regular Season)

9	2000-02
7	1967-68
	1968-69
	1975-76
5	1988

## GAMES LOST

### Most Consecutive Games Lost (Regular Season)

17	2008-09
12	1937-38, 1959-60
11	1991-92

### Most Consecutive Home Games Lost (Regular Season)

14	2008-10
11	1961-63
8	1997-98

### Most Consecutive Away Games Lost (Regular Season)

12	1991-92
10	1961-62
9	1956-57, 1964-65, 2008-09

## SCORING

### Most Points, Season

540	2000
526	1999
503	2001

### Most Points, Opponent, Season

471	2000
465	2008
438	2007

### Fewest Points, Season

75	1937
116	1941
131	1938

### Fewest Points, Opponent, Season

135	1975
136	1945
146	1977

### Most Points, Game

70	vs. Baltimore, 10/22/50
65	vs. Detroit, 10/29/50
59	vs. Atlanta, 12/4/76
	vs. Atlanta, 11/10/96

### Most Points, Opponent, Game

56	@ Philadelphia, 10/8/50
	@ Baltimore, 11/25/56
54	@ Kansas City, 10/22/00
52	vs. Chicago, 10/13/63

### Most Points, Both Teams, Game

97	Rams 70, Baltimore 27, 10/22/50
89	Rams 52, New York Giants 37, 11/14/48
	Rams 65, Detroit 24, 10/29/50
88	Rams 57, vs. San Diego 31 10/1/00
	@ Kansas City 54, Rams 34, 10/22/00

### Fewest Points, Both Teams, Game

6	Many times, last @ New Orleans 6, Rams 0, 11/9/86
7	vs. Chicago Cardinals 7, Rams 0, 11/23/41
	@ Chicago Cardinals 7, Rams 0, 9/13/42
9	@ Green Bay 6, Rams 3, 11/14/65
	Rams 9, @ Cleveland 0, 11/27/77

### Most Points Overcome to Win Game

24	@ Tampa Bay, 12/6/92, (trailed 3-27, won 31-27)
22	@ Green Bay, 10/12/52, (trailed 6-28, won 30-28)
21	@ Green Bay, 11/17/57, (trailed 3-24, won 31-27)
	@ Houston, 11/27/05, (trailed 3-24, won 33-27)

### Most Points, Opponent, Overcome to Win Game

23	@ Green Bay, 9/12/82, (trailed 23-0, won 35-23)
21	vs. Denver, 12/12/82, (trailed 21-0, won 27-24)
	vs. Dallas, 9/21/14, (trailed 21-0, won 34-31)
18	vs. New Orleans, 10/28/01, (trailed 24-6, won 34-31)

### Most Points Overcome to Tie Game

28	vs. Philadelphia, 10/3/48, (trailed 0-28, tied 28-28)
17	@ Chicago Cardinals, 11/15/53, (trailed 17-0, tied 24-24)
14	@ Chicago Bears, 10/13/46, (trailed 24-10, tied 24-24)
	@ Chicago Cardinals, 11/20/49, (trailed 28-14, tied 28-28)
	@ Minnesota, 11/25/62, (trailed 24-10, tied 24-24)

### Most Points, First Half

44	vs. Green Bay, 9/21/80
38	vs. Green Bay, 9/24/89
36	vs. St. Louis, 12/15/85

### Most Points, Opponent, First Half

42	@ Baltimore, 11/25/56
40	@ New York Jets, 11/9/08
38	@ San Francisco, 10/28/51

### Most Points, Both Teams, First Half

55	vs. New York Yanks, 11/18/51 (Rams 34, Yanks 21)
	vs. Detroit, 10/30/60 (Rams 34, Lions 21)
51	vs. Green Bay, 9/21/80 (Rams 44, Packers 7)
50	vs. Atlanta, 10/15/00 (Rams 29, Falcons 21)

### Most Points, Second Half

41	vs. Detroit, 10/29/50
38	vs. Chicago, 11/4/51
35	vs. Baltimore, 10/22/50
	vs. Green Bay, 12/3/50
	vs. Atlanta, 12/4/76

### Most Points, Opponent, Second Half

35	vs. Minnesota, 11/17/72
	@ Green Bay, 9/12/82
33	vs. St. Louis, 9/23/60
31	vs. Cleveland, 10/7/51
	vs. San Francisco, 10/23/83
	vs. Green Bay, 9/24/89

### Most Points, Both Teams, Second Half

56	vs. Minnesota, 11/17/72 (Vikings 35, Rams 21)
55	vs. Detroit, 10/29/50 (Rams 41, Lions 14)
	@ New York Giants, 11/19/50 (Giants 28, Rams 27)
52	@ New York Giants, 11/14/48 (Rams 31, Giants 21)
	vs. Chicago Cardinals, 11/11/51 (Rams 38, Cardinals 14)

\*NFL Record

† Ties NFL Record

**Most Points, First Quarter**

- 26 vs. Green Bay, 12/12/53
- 24 vs. Seattle, 10/31/76
- vs. New England, 11/2/80
- 21 Many times, last vs. Chicago, 11/24/13

**Most Points, Opponent, First Quarter**

- 28 @ Oakland, 10/29/72
- 21 Twice, last vs. Baltimore, 9/25/11
- 20 @ Kansas City, 10/22/00

**Most Points, Both Teams, First Quarter**

- 34 vs. Baltimore, 10/22/50 (Rams 21, Colts 13)
- 33 vs. Green Bay, 12/12/53 (Rams 26, Packers 7)
- 28 vs. New Orleans, 12/5/71 (Rams 21, Saints 7)
- @ Oakland, 10/29/72 (Raiders 28, Rams 0)
- vs. Dallas, 10/19/08 (Rams 21, Cowboys 7)
- vs. Chicago, 11/24/13 (Rams 21, Bears 7)

**Most Points, Second Quarter**

- 37 vs. Green Bay, 9/21/80
- 28 @ New Orleans, 10/7/79
- @ Atlanta, 12/9/79
- vs. Green Bay, 9/24/89
- vs. Indianapolis, 12/30/01
- 24 vs. Green Bay, 12/14/58
- vs. Detroit, 10/30/60
- vs. Pittsburgh, 9/22/68

**Most Points, Opponent, Second Quarter**

- 28 Many times, last @ San Francisco, 11/16/08
- 24 vs. Arizona, 11/2/08
- 23 vs. Minnesota, 12/16/12

**Most Points, Both Teams, Second Quarter**

- 45 vs. Detroit, 10/30/60 (Rams 24, Lions 21)
- 44 vs. Green Bay, 9/21/80 (Rams 37, Packers 7)
- 42 @ Detroit, 10/12/58 (Rams 21, Lions 21)

**Most Points, Third Quarter**

- \*41 vs. Detroit, 10/29/50
- 28 vs. Chicago Cards, 11/11/51
- 21 Many times, last at Houston, 10/13/13

**Most Points, Opponent, Third Quarter**

- 25 vs. New Orleans, 10/28/01
- 21 Many times, last @ Dallas, 9/30/07
- 20 Three times, last vs. San Francisco, 10/22/95

**Most Points, Both Teams, Third Quarter**

- 48 vs. Detroit, 10/29/50 (Rams 41, Lions 7)
- 31 @ New York Giants, 11/14/48 (Giants 21, Rams 10)
- @ Chicago, 11/3/86 (Rams 17, Bears 14)
- 28 Many times, last @ Cleveland, 12/12/90 (Rams 14, Browns 14)

**Most Points, Fourth Quarter**

- 28 vs. Chicago, 10/26/52
- vs. San Francisco, 12/30/02
- 24 @ Green Bay, 10/12/52
- @ Green Bay, 10/18/59
- @ Atlanta, 11/19/67
- 21 Many times, last vs. New Orleans, 10/23/05

**Most Points, Opponent, Fourth Quarter**

- 28 vs. San Francisco, 10/23/83
- 23 @ Oakland, 12/18/82
- 22 vs. Arizona, 11/20/05
- @ New Orleans, 11/11/07

**Most Points, Both Teams, Fourth Quarter**

- 38 @ New York Yanks, 11/19/50 (Yanks 21, Rams 17)
- 35 vs. Minnesota, 11/17/72 (Vikings 21, Rams 14)
- vs. San Francisco, 10/23/83 (49ers 28, Rams 7)
- 34 @ San Francisco, 10/4/92 (Rams 17, 49ers 17)

**TOUCHDOWNS****Most Touchdowns, Season**

- 67 2000
- 66 1999
- 64 1950

**Fewest Touchdowns, Season**

- 10 1937
- 16 1941
- 17 2009

**Most Touchdowns, Game**

- †10 vs. Baltimore, 10/22/50
- 9 vs. Detroit, 10/29/50
- 8 Five times, last vs. Atlanta 11/10/96

**Most Touchdowns, Opponents, Game**

- 8 @ Philadelphia, 10/8/50
- @ Baltimore, 11/25/56
- 7 @ San Francisco, 12/27/87
- @ Kansas City, 10/22/00
- @ Kansas City, 12/8/02
- 6 Many times, last vs. New England, 10/28/12

**Most Touchdowns, Both Teams, Game**

- 14 vs. Baltimore, 10/22/50 (Rams 10, Colts 4)
- 12 @ New York Giants, 11/14/48 (Rams 7, Giants 5)
- vs. Washington, 12/11/49 (Rams 8, Redskins 4)
- vs. Detroit, 10/29/50 (Rams 9, Lions 3)
- @ Kansas City, 10/22/00 (Chiefs 7, Rams 5)
- 11 Six times, last vs. San Francisco, 10/23/83 (49ers 6, Rams 5)

**POINTS AFTER TOUCHDOWNS****Most Points After Touchdowns, Season**

- 64 1999
- 59 1950
- 58 2000, 2001

**Most Points After Touchdowns, Game**

- \*10 vs. Baltimore, 10/22/50
- 8 vs. Detroit, 10/29/50
- vs. San Francisco, 11/9/58
- vs. Atlanta, 11/10/96
- 7 Many times, last vs. New York Giants, 11/13/66

**Most Points After Touchdowns, Opponent, Game**

- 8 @ Philadelphia, 10/8/50
- @ Baltimore, 11/25/56
- 7 @ San Francisco, 12/27/87
- @ Kansas City, 12/8/02
- 6 Many times, last vs. New England, 10/28/12

**TWO-POINT CONVERSIONS****Most Two-Point Conversions, Season**

- 5 2012
- 4 1998, 2000, 2004
- 3 2013
- 2 1994, 1995, 1996, 1999, 2001, 2005

**Most Two-Point Conversions, Opponents, Season**

- 7 1997
- 3 1994, 2000
- 2 1988, 2007

**Most Two-Point Conversions, Game**

- \*4 vs. Atlanta, 10/15/00
- 1 26 times, last vs. Arizona, 9/8/13

**Most Two-Point Conversions, Opponent, Game**

- 2 @ New Orleans, 11/11/07
- 1 Many times, last vs. Indianapolis, 11/10/13

**Most Two-Point Conversion Attempts, Season**

- 9 2000
- 6 1995, 2012
- 5 1994

**Most Two-Point Conversion Attempts, Opponent, Season**

- 8 1997
- 6 2000
- 4 1994, 2007

## FIELD GOALS

### Most Field Goals Attempted, Season

†49 1966  
47 1973  
45 1970

### Most Field Goals Attempted, Opponent, Season

39 2007  
38 2010  
37 1993, 2011, 2012

### Most Field Goals Attempted, Game

7 vs. Detroit, 12/9/51  
vs. Denver, 9/10/06  
6 Many times, last @ New Orleans, 11/26/72  
5 Many times, last @ Cleveland, 12/8/03

### Most Field Goals Attempted, Opponent, Game

7 vs. Baltimore, 12/4/54  
vs. Minnesota, 11/5/89  
6 Many times, last vs. New Orleans, 9/26/04  
5 Many times, last vs. Minnesota, 12/16/12

### Most Field Goals Made, Game

6 vs. Denver, 9/10/06  
5 vs. Detroit, 12/9/51  
vs. San Diego, 10/1/00  
4 Many times, last at Tampa Bay, 9/14/14

### Most Field Goals Made, Opponent, Game

†7 vs. Minnesota, 11/5/89  
5 vs. Dallas, 12/21/87  
vs. New Orleans, 9/26/04  
@ Baltimore, 10/14/07  
vs. Minnesota, 12/16/12  
4 Many times, last at Tampa Bay, 10/24/10

## SAFETIES

### Most Safeties, Game

\*3 vs. New York Giants, 9/30/84  
2 vs. Green Bay, 10/21/73  
2 @ Arizona, 11/6/11  
1 Many times, last vs. Carolina, 10/20/13

### Most Safeties, Game, Opponent

2 @ San Francisco, 9/8/96  
1 Many times, last vs. Arizona, 12/8/13

## FIRST DOWNS

### Most First Downs, Season

380 2000  
357 2001  
335 1999, 2003

### Most First Downs, Opponent, Season

337 2013  
333 1994  
2009  
329 1996

### Fewest First Downs, Season

88 1937  
101 1938  
103 1942

### Fewest First Downs, Opponent, Season

116 1944  
124 1939  
129 1945

### Most First Downs, Game

38 vs. New York Giants, 11/13/66  
34 vs. New York Yanks, 9/28/51  
vs. Arizona, 9/28/03  
33 vs. Green Bay, 12/16/56

### Most First Downs, Opponent, Game

36 vs. Jacksonville, 10/20/96

32 @ San Francisco, 11/20/94  
30 vs. Phoenix, 10/2/88  
30 vs. Chicago, 11/24/13, vs. New Orleans 12/15/13

### Most First Downs, Both Teams, Game

58 vs. Chicago Bears, 10/24/54 (Rams 30, Bears 28)  
57 @ New York Yanks, 11/19/50 (Rams 32, Yanks 25)  
55 vs. Buffalo, 12/10/95 (Bills 28, Rams 27)  
vs. Minnesota, 12/10/00 (Rams 32, Vikings 23)

### Fewest First Downs, Game

2 vs. Washington, 11/21/37  
3 Four times, last @ Detroit, 9/24/40  
4 Four times, last @ Detroit, 12/14/69

### Fewest First Downs, Opponent, Game

1 @ Seattle, 11/4/79  
2 vs. Atlanta, 9/23/73  
4 vs. Chicago Cardinals, 9/17/38  
vs. Chicago Cardinals, 10/22/39

### Fewest First Downs, Both Teams, Game

12 vs. Chicago Cards, 10/3/37 (Rams 3, Cardinals 9)  
13 @ Detroit, 10/15/44 (Rams 7, Lions 7)  
15 Many times, last @ San Francisco, 11/21/76  
(Rams 8, 49ers 7)

### Most First Downs, Rushing, Season

177 1973  
148 1983  
144 1980

### Fewest First Downs, Rushing, Season

†36 1942  
51 1944  
61 1982

### Fewest First Downs, Rushing, Opponent, Season

53 1999  
63 1966  
64 1966, 1970

### Most First Downs, Rushing, Game

21 @ New Orleans, 11/25/73  
19 vs. Atlanta, 12/4/76  
18 Three times, last @ Seattle, 11/4/79

### Most First Downs, Rushing, Game, Opponent

20 @ Washington, 11/25/51  
18 vs. New Orleans, 12/16/79  
vs. Detroit, 9/7/80  
17 @ Detroit, 10/12/58

### Fewest First Downs, Rushing, Game

0 @ San Francisco, 12/6/64  
vs. New York Jets, 11/15/70  
@ Detroit, 11/17/91  
@ Kansas City, 12/8/02

1 Many times, last vs. Seattle, 11/20/11  
2 Many times, last vs. Green Bay, 10/21/12

### Fewest First Downs, Rushing, Opponent, Game

0 Many Times, last @ Indianapolis, 11/10/13  
1 Many Times, last @ San Francisco, 11/18/07  
2 Many times, last at Atlanta, 9/15/13

### Most First Downs, Passing, Season

247 2000  
236 2001  
219 2002

### Most First Downs, Passing, Opponent, Season

203 2013  
198 1944  
197 2012

### Fewest First Downs, Passing, Season

23 1937  
43 1944  
44 1941

### Fewest First Downs, Passing, Opponent, Season

28 1937

41 1938, 1944  
43 1939

#### Most First Downs, Passing, Game

23 vs. Minnesota, 12/16/12  
22 @ New York Giants, 10/2/05  
21 Many times, last vs. San Diego, 10/1/00  
20 Many times, last @ New Orleans, 11/11/07

#### Most First Downs, Opponent, Passing, Game

24 vs. Jacksonville, 10/20/96, vs. New Orleans 12/15/13  
23 @ Detroit Lions, 9/9/12  
20 @ San Francisco, 10/3/04

#### Fewest First Downs, Passing, Game

0 @ San Francisco, 10/10/71  
1 Many times, last vs. Detroit, 10/19/86  
2 Many times, last @ New Orleans, 9/15/91

#### Fewest First Downs, Passing, Opponent, Game

0 @ Pittsburgh, 11/13/49  
vs. Atlanta, 9/23/73  
1 Many times, last @ Seattle, 11/4/79  
2 Many times, last vs. Atlanta, 10/26/86

#### Most First Downs, Penalty, Season

36 1998  
35 2013  
31 1990  
29 1981, 2010, 2011

#### Most First Downs, Penalty, Opponent, Season

47 2013  
35 1997  
33 1969

#### Fewest First Downs, Penalty, Season

5 1953  
6 1938  
7 1940, 1942

#### Fewest First Downs, Penalty, Opponent, Season

4 1938, 1940  
5 1937  
6 1944

### NET YARDS GAINED RUSHING/PASSING

#### Most Yards Gained, Season

\*7,075 2000  
6,690 2001  
6,412 1999

#### Most Yards Gained, Opponent, Season

5,965 2009  
5,950 2008  
5,734 2011

#### Fewest Yards Gained, Season

1,794 1937  
2,253 1938  
2,286 1941

#### Fewest Yards Gained, Opponent, Season

2,519 1945  
2,717 1937  
2,785 1939

#### Most Yards Gained, Game

735 vs. New York Yanks, 9/28/51  
614 vs. San Diego, 10/1/00  
613 @ New York Yanks, 11/19/50

#### Most Yards Gained, Opponent, Game

582 vs. Cincinnati, 10/7/90  
574 @ Baltimore, 11/25/56  
541 @ Green Bay, 10/18/42

#### Most Yards Gained, Both Teams, Game

\*1,113 @ New York Yanks, 11/19/50 (Rams 636, Yanks 497)  
995 vs. San Diego, 10/1/00 (Rams 614, Chargers 381)  
937 vs. Denver, 9/4/00 (Rams 514, Broncos 424)

#### Fewest Yards Gained, Game

58 @ Chicago Bears, 11/29/42  
81 vs. Chicago Cards 10/3/37  
86 vs. Washington, 11/21/37

#### Fewest Yards Gained, Opponent, Game

\*-7 @ Seattle, 11/4/79  
63 vs. Green Bay, 10/21/73  
68 @ Chicago Cards, 10/22/39

#### Most Consecutive Games, 300 or More Yards

30 2000-02  
29 1949-51  
22 1999-2000

### RUSHING

#### ATTEMPTS

#### Most Rushing Attempts, Season

659 1973  
621 1977  
615 1980

#### Most Rushing Attempts, Game

65 @ Minnesota, 9/19/76  
63 @ Seattle, 11/4/79  
61 vs. New Orleans, 10/16/77

#### YARDS

#### Most Yards Gained Rushing, Season

2,925 1973  
2,864 1984  
2,799 1980

#### Most Yards Gained Rushing, Opponent, Season

2,475 2008  
2,440 1961  
2,427 2011

#### Fewest Yards Gained Rushing, Season

798 1938  
875 1942  
929 1941

#### Fewest Yards Gained Rushing, Opponent, Season

1,119 1967  
1,189 1999  
1,202 1982

#### Most Yards Gained Rushing, Game

371 @ New York Yanks, 11/18/51  
340 @ New Orleans, 11/25/73  
337 vs. Carolina, 11/11/01

#### Most Yards Gained Rushing, Opponent, Game

352 @ Washington, 11/25/51  
330 @ Cleveland, 11/24/57  
vs. Detroit, 9/7/80  
307 vs. New Orleans, 11/18/81

#### Most Yards Gained Rushing, Both Teams, Game

\*595 vs. New York Yanks, 11/18/50 (Rams 371, Yanks 224)  
548 vs. Minnesota 11/5/61 (Rams 295, Vikings 253)  
506 @ Green Bay, 10/22/44 (Packers 294, Rams 212)

#### Fewest Yards Gained Rushing, Game

-29 @ Washington, 10/11/42  
6 vs. Arizona, 11/20/05  
10 @ Chicago Bears, 11/29/42

#### Fewest Yards Gained Rushing, Opponent, Game

1 vs. Chicago Bears, 10/26/52  
6 vs. New York Giants, 11/12/89  
8 vs. New York Giants, 9/30/84

#### Fewest Yards Gained Rushing, Both Teams, Game

62 @ San Francisco, 12/6/64 (Rams 15, 49ers 47)  
78 @ Detroit, 11/7/99 (Rams 57, Detroit 21)  
82 vs. New Orleans, 9/6/98 (Rams 47, New Orleans 35)

## TOUCHDOWNS

### Most Touchdowns Rushing, Season

28 1950  
26 2000  
24 1954

### Most Touchdowns Rushing, Opponent, Season

26 1961, 2008  
24 2009  
22 1992, 1996, 2005

### Most Touchdowns, Rushing, Game

7 vs. Atlanta, 12/4/76  
6 vs. New York Yanks, 11/18/51  
5 vs. Chicago, 10/24/54  
@ Detroit, 10/12/58  
vs. Minnesota, 12/10/00

### Most Touchdowns, Rushing, Opponent, Game

6 vs. Cleveland, 11/24/57  
5 vs. Detroit, 10/30/60  
vs. Detroit, 9/7/80  
@ Pittsburgh, 11/3/96  
4 Many times, last @ Indianapolis, 10/17/05

### Most Touchdowns Rushing, Both Teams, Game

8 vs. New York Yanks, 11/18/51 (Rams 6, Yanks 2)  
7 @ Cleveland, 11/24/57 (Rams 1, Browns 6)  
@ Detroit, 10/12/58 (Rams 5, Lions 2)  
vs. Atlanta, 12/4/76 (Rams 7, Falcons 0)  
vs. Detroit, 9/7/80 (Rams 2, Lions 5)  
6 Many times, last @ Tampa Bay, 12/18/00 (Rams 3, Buccaneers 3)

## PASSING

### ATTEMPTS

#### Most Passes Attempted, Season

635 2002  
632 1995  
600 2003

#### Fewest Passes Attempted, Season

168 1937  
199 1945  
208 1944

#### Most Passes Attempted, Game

62 @ New York Giants, 10/2/05  
61 vs. Buffalo, 12/10/95  
56 @ San Francisco, 9/11/05

#### Most Passes Attempted, Opponent, Game

64 vs. Philadelphia, 11/6/49  
58 @ Arizona, 9/29/96  
vs. Atlanta, 12/2/07  
56 vs. New Orleans 12/15/13

#### Most Passes Attempted, Both Teams, Game

97 vs. Chicago, 12/26/99 (Bears 55, Rams 42)  
@ New York Giants, 10/2/05 (Rams 62, Giants 35)  
96 vs. Cardinals, 9/12/10 (Cardinals 41, Rams 55)  
93 vs. Atlanta, 12/2/07 (Rams 35, Atlanta 58)

#### Fewest Passes Attempted, Game

4 vs. Detroit, 9/10/37  
6 vs. Chicago Cards, 11/5/39  
@ New York Giants, 11/10/40  
8 vs. Chicago Bears, 10/9/38  
@ San Francisco, 11/21/76

#### Fewest Passes Attempted, Opponent, Game

†0 vs. Detroit, 9/10/37  
@ Pittsburgh, 11/13/49  
6 @ Brooklyn, 9/20/39  
7 vs. Chicago Cards, 11/5/39  
vs. Baltimore, 12/18/65

#### Fewest Passes Attempted, Both Teams, Game

4 vs. Detroit, 9/10/37 (Rams 4, Lions 0)  
24 vs. Atlanta, 9/23/73 (Rams 15, Falcons 9)  
25 Many times, last @ Pittsburgh, 11/13/49 (Rams 25, Steelers 0)

## COMPLETIONS

### Most Passes Completed, Season

408 2002  
392 2005  
380 2000

### Most Passes Completed, Game

40 @ New York Giants, 10/2/05  
36 vs. San Diego, 11/10/02  
35 vs. San Francisco, 10/27/85  
@ Seattle, 9/10/00  
@ Green Bay, 11/29/04  
vs. Minnesota, 12/16/12

### Most Passes Completed, Opponent, Game

37 @ New York Jets, 9/25/83  
vs. Jacksonville, 10/20/96  
@ Arizona, 9/29/96  
36 vs. New England, 11/16/86  
vs. Chicago, 11/24/113  
34 @ St. Louis, 11/4/84

### Most Passes Completed, Both Teams, Game

65 @ Atlanta, 9/15/13 (Falcons 31, Rams 24)  
60 @ Philadelphia, 9/9/01 (Rams 28, Eagles 32)  
59 vs. Chicago, 12/26/99 (Rams 27, Bears 32)  
@ New York Giants, 10/2/05 (Rams 40, Giants 19)

### Fewest Passes Completed, Game

1 Many times, last @ New York Giants, 11/10/40  
2 @ San Francisco, 10/10/71  
3 Many times, last @ San Francisco, 11/21/76

### Fewest Passes Completed, Opponent, Game

†0 vs. Pittsburgh, 11/13/49  
2 Many times, last @ Seattle, 11/4/79  
3 Many times, last @ Chicago, 9/24/72

### Fewest Passes Completed, Both Teams, Game

1 vs. Detroit, 9/10/37 (Rams 1, Lions 0)  
4 vs. Chicago Bears, 10/9/38 (Rams 1, Bears 3)  
6 vs. Chicago Cards, 10/3/37 (Rams 3, Cardinals 3)  
vs. Pittsburgh, 10/29/39 (Rams 1, Steelers 5)

## YARDS

### Most Yards Gained, Passing, Season

\*5,492 2000  
4,903 2001  
4,480 2002

### Most Yards Gained, Passing, Opponent, Season

4,085 2000  
4,024 1989  
3,913 2009

### Fewest Yards Gained, Passing, Season

839 1937  
1,261 1944  
1,352 1941

### Fewest Yards Gained, Passing, Opponent, Season

883 1937  
1,248 1938  
1,249 1939

### Most Yards Gained, Passing, Game

541 vs. New York Yanks, 9/28/51  
506 vs. Chicago, 12/26/82  
453 vs. San Diego, 11/10/02

### Most Yards Gained, Passing, Opponent, Game

483 vs. Cincinnati, 10/7/90

475 vs. San Francisco, 11/28/93

439 vs. San Francisco, 12/11/89

**Most Yards Gained, Passing, Both Teams, Game**

847 vs. Cincinnati, 10/7/90 (Rams 364, Bengals 483)

784 vs. San Diego, 10/1/00 (Rams 451, Chargers 333)

769 vs. Chicago 12/26/82 (Rams 506, Bears 263)

**Fewest Yards Gained, Passing, Game**

-18 @ San Francisco, 10/10/71

-5 @ Dallas Texans, 11/9/52

18 vs. Pittsburgh, 10/29/39

**Fewest Yards Gained, Passing, Opponent, Game**

-30 @ Seattle, 11/4/79

-1 @ Green Bay, 10/13/74

0 vs. Detroit, 9/10/37

@ Pittsburgh, 11/13/49

**Fewest Yards Gained, Passing, Both Teams, Game**

20 vs. Detroit, 9/10/37 (Rams 20, Lions 0)

28 @ Dallas Texans, 11/9/52 (Rams -5, Texans 33)

44 @ San Francisco, 11/21/76 (Rams 26, 49ers 18)

**COMPLETION PERCENTAGE**

**Highest Completion Percentage, Season**

68.8 2001

66.2 2012

65.4 2005

**Highest Completion Percentage, Opponent, Season**

68.1 2013

65.7 2012

63.3 2002

62.6 2008

**Highest Completion Percentage, Game (10 att.)**

88.9 @ San Francisco, 11/7/54

87.0 vs. San Francisco, 10/10/99

86.3 vs. Seattle, 10/19/14

**Highest Completion Percentage, Opponent, Game (10 att.)**

91.3 vs. Cleveland, 12/26/93

84.3 at Arizona, 12/9/13

85.7 at Kansas City, 10/27/14

**HAD INTERCEPTED**

**Fewest Passes Had Intercepted, Season**

7 1969

8 2006

10 2011

**Most Passes Had Intercepted, Season**

35 1941

34 1938

32 1981

**Most Passes Had Intercepted, Game**

7 Many times, last vs. Detroit, 10/26/58

6 Many times, last @ Carolina, 12/12/04

5 Many times, last @ Tennessee, 12/13/09

**TOUCHDOWNS**

**Most Touchdowns, Passing, Season**

42 1999

37 2000, 2001

31 1950, 1980, 1988

**Most Touchdowns, Passing, Game**

6 vs. New York Bulldogs, 11/27/49

vs. Washington, 12/11/49

vs. Detroit, 10/29/50

5 Many times, last vs. San Diego, 10/1/00

4 Many times, last vs. Washington, 12/24/06

**Most Touchdowns, Passing, Opponent, Game**

5 vs. St. Louis, 9/23/60

vs. Chicago, 10/13/63

vs. Miami, 12/14/86

@ San Francisco, 12/27/87

4 Many times, last vs. New England, 10/28/12

3 Many times, last at Green Bay, 10/16/11

**SACKS**

**TOTAL SACKS**

**Most Sacks, Season**

57 1999

56 1980, 1985, 1988

53 1970, 2013

**Fewest Sacks, Season**

17 1991

18 1982

25 2009

26 1994

**Most Sacks, Game**

10 vs. Atlanta, 9/28/69

vs. San Diego, 10/4/70

9 Many times, last vs. Arizona, 10/4/12

8 Three times, last vs. Minnesota, 11/30/03

**Most Sacks, Opponent, Game**

11 @ Baltimore, 11/22/64

10 @ San Francisco, 12/6/74

vs. San Francisco, 10/11/76

9 @ New Orleans, 12/1/85

**Most Sacks, Both Teams, Game**

16 @ Baltimore, 11/22/64 (Rams 5, Colts 11)

14 @ New Orleans, 10/24/76 (Rams 9, Saints 5)

13 vs. Tampa Bay, 11/5/78 (Rams 9, Buccaneers 4)

**INTERCEPTIONS**

**TOTAL INTERCEPTIONS**

**Most Interceptions, Season**

38 1952

32 1967, 1976

31 1950, 1955

**Most Interceptions, Game**

7 vs. Detroit, 11/26/44

vs. Green Bay, 11/11/45

@ Chicago Bears, 10/9/49

vs. San Francisco, 10/18/64

6 @ Pittsburgh, 12/4/38

@ New York Yanks, 11/19/50

@ Dallas, 11/9/52

@ Kansas City, 10/20/85

@ Atlanta, 12/15/96

5 Many times, last @ Tennessee, 12/13/09

**YARDS GAINED**

**Most Yards, Season**

712 1952

567 1999

546 1980

**Most Yards, Opponent, Season**

518 1952

497 1995

492 2002

**Fewest Yards, Season**

5 1959

15 1938

24 1939

**Fewest Yards, Opponent, Season**

27 1938

40 1969

61 1939

**Most Yards, Game**

314 vs. San Francisco, 10/18/64

225 vs. Green Bay, 9/21/80

177 vs. Jacksonville, 10/20/96

**Most Yards, Opponent, Game**



182 vs. Dallas Texans, 11/2/52  
 171 @ San Francisco, 11/26/95  
 149 @ Chicago, 10/11/64

**Most Yards, Both Teams, Game**

338 vs. San Francisco, 10/18/64 (Rams 314, 49ers 24)  
 308 vs. Dallas Texans, 11/2/52 (Rams 126, Texans 182)  
 244 vs. Detroit, 11/1/53 (Rams 129, Lions 115)

**TOUCHDOWNS**

**Most Touchdowns By Interceptions, Both Teams, Game**

3 vs. Detroit, 11/1/53 (Rams 2, Lions 1)  
 @ Arizona, 12/30/07 (Rams 1, Cardinals 2)  
 2 Many times, last @ Arizona, 11/23/03 (Rams 1, Cardinals 1)

**PUNTING**

**TOTAL PUNTS**

**Most Punts, Season**

106 2011  
 98 1986  
 95 1979, 1997, 1998

**Most Punts, Opponents, Season**

108 1979  
 104 1978  
 96 1986

**Most Punts, Game**

12 vs. Chicago Bears, 10/9/38  
 vs. Green Bay, 11/26/39  
 @ New York, 11/10/40  
 @ San Francisco, 11/21/76  
 11 Many times, last @ vs. San Francisco, 1/3/2010  
 10 Many times, last vs. Seattle, 11/20/11

**Most Punts, Opponent, Game**

14 vs. New York Yanks, 9/28/51  
 12 Three times, last vs. Chicago Cardinals, 11/23/41  
 11 Many times, last @ Seattle, 11/4/79

**AVERAGE YARDAGE**

**Highest Average Distance, Punting, Season**

49.6 2008  
 47.2 2007  
 46.8 2009

**Highest Average Distance, Punting, Game (4 punts)**

56.9 vs. Arizona, 10/4/12  
 56.2 vs. Buffalo, 9/28/08  
 55.7 vs. New York Giants, 9/14/08  
 56.0 vs. Arizona, 10/7/07

**Highest Avg. Distance, Punting, Opponent, Game (4 punts)**

57.3 @ Chicago Bears, 11/16/52  
 55.8 @ Detroit 10/10/54  
 55.3 @ Washington, 10/26/41

**PUNT RETURNS**

**TOTAL RETURNS**

**Most Punt Returns, Season**

67 1978  
 62 1970  
 58 1969, 1979

**Most Punt Returns, Opponents, Season**

60 1963, 1997  
 59 1979  
 58 1998

**Fewest Punt Returns, Season**

14 1961  
 19 1993  
 22 1982

**Fewest Punt Returns, Opponent, Season**

17 2001  
 22 1972  
 23 1999

**Most Punt Returns, Game**

8 Many times, last @ San Francisco, 10/25/81  
 7 Many times, last @ Tennessee, 10/31/99  
 6 Many times, last vs. San Francisco, 9/7/97

**Most Punt Returns, Opponent, Game**

9 vs. Baltimore, 11/22/64  
 vs. Minnesota, 12/2/79  
 @ Philadelphia, 9/7/08  
 8 @ Detroit, 9/27/42  
 @ Chicago Bears, 11/29/42  
 7 Many times, last vs. Seattle, 11/20/11

**Most Punt Returns, Both Teams, Game**

15 @ Detroit, 9/27/42 (Rams 7, Lions 8)  
 @ Baltimore, 11/27/66 (Rams 8, Colts 7)  
 14 @ Atlanta, 9/12/76 (Rams 7, Falcons 7)  
 13 vs. Chicago, 11/23/75 (Rams 7, Bears 6)  
 @ Atlanta, 9/18/77 (Rams 8, Falcons 5)  
 @ Tampa Bay, 9/23/79 (Rams 7, Buccaneers 6)  
 vs. Minnesota, 12/2/79 (Rams 4, Vikings 9)

**FAIR CATCHES**

**Most Fair Catches, Season**

25 1998, 1999, 2011  
 24 1989, 2011  
 23 1997, 2005

**Most Fair Catches, Opponent, Season**

30 1968, 1986  
 28 2011  
 23 2013  
 22 1985, 2006

**Most Fair Catches, Game**

4 Many times, last vs. Seattle, 11/20/11  
 3 Many times, last at San Francisco, 10/4/09  
 2 Many times, last at San Francisco, 11/14/10

**Most Fair Catches, Opponent, Game**

5 Four times, last at San Francisco, 11/14/10  
 4 Many times, last at Pittsburgh, 12/2/11  
 3 Many times, last vs. Atlanta, 11/21/10

**Most Fair Catches, Both Teams, Game**

8 @ Baltimore, 11/8/71 (Rams 3, Colts 5)  
 7 Many times, last @ SF, 11/14/10 (Rams 2, 49ers 5)  
 6 Many times, last @ San Francisco, 9/17/06 (Rams 2, 49ers 4)

**YARDS GAINED**

**Most Yards, Punt Returns, Season**

711 1978  
 676 1981  
 640 1947

**Most Yards, Punt Returns, Opponent, Season**

681 1963  
 652 1998  
 637 1994

**Fewest Yards, Punt Returns, Season**

79 2013  
 102 1993  
 129 1960  
 143 2004

**Fewest Yards, Punt Returns, Opponent, Season**

55 1972  
67 1971  
116 1977

**Most Yards, Punt Returns, Game**

219 @ Atlanta, 10/11/81  
166 @ San Francisco, 10/25/81  
147 @ Cincinnati 10/3/99

**Most Yards, Punt Returns, Opponents, Game**

155 vs. Washington, 9/21/63  
148 @ Buffalo, 11/21/04  
141 @ Green Bay, 10/9/94

**Most Yards, Punt Returns, Both Teams, Game**

\*282 @ Atlanta, 10/11/81 (Rams 219, Falcons 63)  
198 @ Chicago Bears, 10/10/48 (Rams 69, Bears 129)  
189 @ Kansas City, 12/8/02 (Rams 94, Chiefs 95)

**TOUCHDOWNS**

**Most Touchdowns, Punt Returns, Season**

3 1981  
2 1947, 1949, 1952, 1984, 1992, 1996  
1 1998, 1999, 2000, 2007, 2011, 2013, 2014

**Most Touchdowns, Punt Returns, Opponent, Season**

3 1951, 1994  
2 1993, 2002, 2003, 2011

**Most Touchdowns, Punt Returns, Game**

†2 @ Atlanta, 10/11/81  
vs. Atlanta, 12/27/92

**Most Touchdowns, Punt Returns, Game, Opponent**

2 @ Detroit, 10/14/51  
1 Many times, last vs. San Francisco, 12/26/19

**KICKOFF RETURNS**

**Most Kickoff Returns, Season**

84 2004  
82 2007  
80 2008

**Most Kickoff Returns, Opponent, Season**

86 2001  
85 1999  
84 1989

**Fewest Kickoff Returns, Season**

26 1945  
33 1977  
34 1975

**Fewest Kickoff Returns, Opponent, Season**

19 1941  
25 2013  
35 1955

**Most Kickoff Returns, Game**

9 vs. New Orleans, 10/28/01  
at Tennessee, 12/13/09  
at Detroit, 10/10/10  
8 Many times, last vs. Pittsburgh, 12/20/07  
7 Many times, last vs. Atlanta, 11/21/10

**Most Kickoff Returns, Opponent, Game**

9 vs. San Diego, 10/1/00  
8 Many times, last vs. Green Bay, 9/27/09  
7 Many times, last vs. Indianapolis, 10/25/09

**Most Kickoff Returns, Both Teams, Game**

15 vs. New Orleans, 10/28/01 (Rams 9, Saints 6)  
14 vs. Chicago Bears, 10/24/54 (Rams 7, Bears 7)  
@ San Francisco, 11/7/54 (Rams 7, 49ers 7)  
@ New Orleans, 10/23/94 (Rams 7, Saints 7)  
vs. San Diego, 10/1/00 (Rams 5, Chargers 9)  
@ Kansas City, 10/22/00 (Rams 8, Chiefs 6)

**YARDS GAINED**

**Most Yards, Kickoff Returns, Season**

1,938 2007  
1,764 2009  
1,761 2008

**Most Yards, Kickoff Returns, Opponent, Season**

2,194 2001  
2,115 1999  
1,888 2000

**Fewest Yards, Kickoff Returns, Season**

448 1945  
690 1949  
705 1977

**Fewest Yards, Kickoff Returns, Opponent, Season**

463 1941  
544 1942  
545 1942

**Most Yards, Kickoff Returns, Game**

267 @ Kansas City, 10/22/00  
254 vs. Chicago, 10/13/63  
239 vs. St. Louis, 11/14/76

**Most Yards, Kickoff Returns, Opponent, Game**

362 vs. Detroit, 10/29/50  
304 @ New Orleans, 10/23/94  
263 @ New York Giants, 11/11/48

**Most Yards, Kickoff Returns, Both Teams, Game**

560 vs. Detroit, 10/29/50 (Rams 198, Lions 362)  
501 @ New Orleans, 10/23/94 (Rams 197, Saints 304)  
384 @ New York Giants 11/14/48 (Rams 121, Giants 263)

**TOUCHDOWNS**

**Most Touchdowns, Kickoff Returns, Season**

3 1950, 1985  
2 1999  
1 1998, 2000, 2005

**Most Touchdowns, Kickoff Returns, Opponent, Season**

2 1950, 1964, 1967, 1981, 1994, 2001, 2002, 2003,  
2006, 2007  
1 Many times, last in 2009

**Most Touchdowns, Kickoff Returns, Game**

2 vs. Green Bay, 11/24/85  
1 Many times, last vs. Seattle, 10/9/05

**Most Touchdowns, Kickoff Returns, Game, Opponent**

2 @ New Orleans, 10/23/94  
vs. Chicago, 12/11/06  
1 Many times, last at Detroit, 10/10/10

**FUMBLES**

**TOTAL FUMBLES**

**Most Fumbles, Season**

42 1996  
40 1964, 1965  
39 1978, 1986

**Most Fumbles, Opponent, Season**

42 1996  
40 1964, 1965  
39 1978, 1986

**Fewest Fumbles, Season**

14 2010  
17 1960  
18 2008

**Fewest Fumbles, Opponent, Season**

13 1956  
15 1974, 1982, 1994  
16 1998

**Most Fumbles, Game**

- 8 vs. Detroit, 10/31/65
- 7 Many times, last vs. New Orleans, 12/16/79
- 6 Many times, last @ New York Giants, 9/7/03

**Most Fumbles, Opponent, Game**

- 8 @ Chicago Cards, 11/27/38
- 7 Many times, last vs. Arizona, 12/9/10
- 6 Many times, last @ Green Bay, 9/4/88

**Most Fumbles, Both Teams, Game**

- 14 @ Chicago Bears, 11/24/40 (Rams 7, Bears 7)
- 12 @ Chicago Bears, 9/15/39 (Rams 6, Bears 6)
- @ Chicago Bears, 11/16/52 (Rams 7, Bears 5)
- 11 @ New York Giants, 9/7/03 (Rams 6, Giants 5)
- @ New Orleans, 10/24/76 (Rams 4, Saints 7)
- @ New York Giants, 12/1/46 (Rams 6, Giants 5)
- @ Chicago Cardinals, 11/27/38 (Rams 3, Cardinals 8)

**FUMBLES LOST**

**Most Fumbles Lost, Season**

- 24 1983
- 23 1958
- 22 1953, 1965, 1978, 1986, 2001

**Most Fumbles Lost, Opponent, Season**

- 24 1947, 1948
- 22 1984, 2003
- 20 1966, 1983

**Most Fumbles Lost, Game**

- 6 vs. New England, 12/11/83
- vs. Detroit, 10/31/65
- @ Detroit, 9/29/40
- 5 Many times, last vs. Phoenix, 9/1/91
- 4 Many times, last vs. Tampa Bay, 11/26/01

**Most Fumbles Lost, Opponent, Game**

- 5 @ New Orleans, 10/24/76
- @ Green Bay, 9/25/66
- @ Detroit, 10/15/44
- @ Chicago Cardinals, 11/27/38
- 4 Many times, last vs. Cardinals, 12/9/10
- 3 Many times, last @ Washington, 10/12/08

**Most Fumbles Lost, Both Teams, Game**

- 9 @ Chicago Bears, 9/15/39 (Rams 5, Bears 4)
- 8 Many times, Last vs. New England, 12/11/83 (Rams 6, Patriots 2)
- 7 @ Philadelphia, 12/1/02 (Rams 3, Eagles 4)
- @ Chicago Bears, 11/16/52 (Rams 4, Bears 3)
- @ Detroit, 9/29/40 (Rams 6, Lions 1)
- @ Chicago Cardinals, 11/27/38 (Rams 2, Cardinals 5)

**PENALTIES**

**TOTAL PENALTIES**

**Most Penalties, Season**

- 142 1997
- 133 1978, 1996
- 131 2011

**Most Penalties, Opponent, Season**

- 142 1997
- 133 1978, 1996
- 126 2010

**Fewest Penalties, Season**

- 29 1941
- 45 1942
- 51 1959

**Fewest Penalties, Opponent, Season**

- 43 1945
- 46 1942
- 47 1941, 1958

**Most Penalties, Game**

- 15 Five times, last vs. Philadelphia, 12/18/05
- 14 Many times, last vs. New Orleans, 11/26/00
- 13 Many times, last vs. San Francisco, 11/11/12

**Most Penalties, Opponent, Game**

- 18 vs. Chicago Bears, 11/10/46
- vs. Cleveland, 10/7/51
- 17 vs. New Orleans, 11/26/00
- 16 @ Chicago Bears, 10/10/48

**Most Penalties, Both Teams, Game**

- 31 vs. New Orleans, 11/26/00 (Rams 14, Saints 17)
- 27 vs. Chicago Bears, 11/10/46 (Rams 9, Bears 18)
- 26 vs. New Orleans, 11/8/81 (Rams 13, Saints 13)
- vs. Cincinnati, 9/1/96 (Rams 11, Bengals 15)
- @ Buffalo, 11/21/04 (Rams 11, Bills 15)
- @ San Francisco, 11/14/10 (Rams 12, 49ers 14)

**Fewest Penalties, Game**

- 0 vs. New Orleans, 12/9/90
- vs. Baltimore, 12/18/65
- @ Chicago, 11/29/42
- @ New York, 11/16/41
- 1 Many times, last vs. Atlanta, 1/6/02
- 2 Many times, last @ Tampa Bay, 12/18/00

**Fewest Penalties, Opponent, Game**

- 0 @ New England 10/26/08
- vs. Chicago, 9/24/95
- vs. Minnesota, 11/19/72
- vs. New York, 9/27/41
- 1 Many times, last @ Seattle, 9/10/00
- 2 Many times, last vs. Pittsburgh, 12/20/07

**Fewest Penalties, Both Teams, Game**

- 1 vs. New York Yanks, 9/27/53 (Rams 1, Yanks 0)
- 2 vs. Green Bay, 12/16/62 (Rams 1, Packers 1)
- vs. Baltimore, 12/18/65 (Rams 0, Colts 2)
- 3 Many times, last @ Phoenix, 12/5/93 (Rams 1, Cardinals 2)

**YARDS PENALIZED**

**Most Yards Penalized, Season**

- 1,169 1978
- 1,065 1997
- 1,015 1996

**Most Yards Penalized, Opponent, Season**

- 1,066 2005
- 1,064 1997
- 1,028 1951

**Fewest Yards Penalized, Season**

- 195 1938
- 220 1939
- 218 1937

**Fewest Yards Penalized, Opponent, Season**

- 220 1939
- 249 1938
- 318 1939

**Most Yards Penalized, Game**

- 162 vs. Baltimore, 10/22/50
- 149 @ Dallas, 11/6/60
- 145 @ Chicago Bears, 10/19/58

**Most Yards Penalized, Opponent, Game**

- 177 vs. San Francisco, 9/18/94
- 173 vs. Minnesota, 9/22/67
- 150 vs. Detroit, 10/3/52

**Most Yards Penalized, Both Teams, Game**

- 269 vs. Green Bay, 12/3/50 (Rams 123, Packers 146)
- 267 vs. Minnesota, 9/22/67 (Rams 94, Vikings 173)
- 253 @ Atlanta, 11/19/67 (Rams 135, Falcons 118)

**Fewest Yards Penalized, Game**

- 0 Many times, last vs. New Orleans, 12/9/90
- 5 Many times, Last @ Arizona, 12/7/08
- 7 @ New Orleans, 10/30/88  
@ Detroit, 10/12/58

**Fewest Yards Penalized, Opponent, Game**

- †0 Three times, last @ New England, 10/26/08
- 5 Many times, last @ Atlanta, 10/14/93
- 7 @ New Orleans, 10/30/88  
@ Green Bay 12/20/92

**Fewest Yards Penalized, Both Teams, Game**

- 10 vs. Green Bay, 12/16/62 (Rams 5, Packers 5)
- 15 vs. Chicago Cards, 11/23/41 (Rams 5, Cardinals 10)  
vs. New York Yanks, 9/27/53 (Rams 15, Yanks 0)
- 20 Many times, last @ Phoenix, 12/5/93 (Rams 10,  
Cardinals 10)

# RAMS BIG DAYS

**Bold denotes player active with Rams**

*Italics denotes rookie*

## **RUSHING**

247	Willie Ellison vs. New Orleans .....	Dec. 5, 1971	(26 carries, 1 TD)
223	<i>Tom Wilson vs. Green Bay .....</i>	<i>Dec. 16, 1956</i>	<i>(23 carries, 0 TD)</i>
221	Greg Bell vs. Green Bay .....	Sept. 24, 1989	(28 carries, 2 TD)
220	Marshall Faulk @ New Orleans .....	Dec. 24, 2000	(32 carries, 2 TD)
215	Eric Dickerson vs. Houston .....	Dec. 9, 1984	(27 carries, 2 TD)
213	Charles White @ St. Louis .....	Nov. 15, 1987	(34 carries, 1 TD)
212	<i>Jerome Bettis @ New Orleans .....</i>	<i>Dec. 12, 1993</i>	<i>(28 carries, 1 TD)</i>
210	Greg Bell @ New England .....	Dec. 24, 1989	(26 carries, 1 TD)
208	Eric Dickerson @ St. Louis .....	Nov. 4, 1984	(21 carries 0 TD)
208	Marshall Faulk vs. Atlanta .....	Oct. 15, 2000	(25 carries, 1 TD)
207	Eric Dickerson vs. Tampa Bay .....	Oct. 5, 1986	(30 carries, 2 TD)
205	Dan Towler @ Baltimore .....	Nov. 22, 1953	(14 carries, 1 TD)
202	Marshall Faulk @ Carolina .....	Dec. 23, 2001	(30 carries, 2 TD)
199	Ollie Matson @ Chicago Bears .....	Oct. 11, 1959	(31 carries, 3 TD)
199	<i>Eric Dickerson vs. Detroit .....</i>	<i>Oct. 2, 1983</i>	<i>(30 carries, 2 TD)</i>
195	Trung Canidate @ New York Jets .....	Oct. 21, 2001	(23 carries, 2 TD)
193	Eric Dickerson @ St. Louis .....	Sept. 7, 1986	(38 carries, 2 TD)
192	<i>Eric Dickerson @ New York Jets .....</i>	<i>Sept. 25, 1983</i>	<i>(28 carries, 2 TD)</i>
191	Eric Dickerson @ Tampa Bay .....	Nov. 25, 1984	(28 carries, 3 TD)
183	Marshall Faulk vs. Carolina .....	Nov. 11, 2001	(15 carries, 2 TD)
183	Marshall Faulk vs. Seattle .....	Oct. 20, 2002	(32 carries, 3 TD)
181	Marshall Faulk @ Atlanta .....	Oct. 17, 1999	(18 carries, 1 TD)
179	Steven Jackson vs. Jacksonville .....	Oct. 30, 2005	(25 carries, 0 TD)
178	Marshall Faulk @ Arizona .....	Nov. 3, 2002	(27 carries, 1 TD)
170	Eric Dickerson vs. Atlanta .....	Oct. 26, 1986	(30 carries, 0 TD)
169	Dick Bass @ Chicago .....	Dec. 9, 1962	(20 carries, 1 TD)
168	Marshall Faulk vs. Atlanta .....	Jan. 6, 2002	(20 carries, 1 TD)
166	Ron Waller vs. Philadelphia .....	Sept. 30, 1956	(20 carries, 1 TD)
166	Charles White vs. Pittsburgh .....	Oct. 11, 1987	(33 carries, 1 TD)
164	Eric Dickerson @ New Orleans .....	Oct. 14, 1984	(20 carries, 0 TD)
161	Steven Jackson @ Atlanta .....	Dec. 28, 2008	(30 carries, 2 TD)
160	Steven Jackson vs. Dallas .....	Oct. 10, 2008	(25 carries, 3 TD)
159	Charles White vs. Atlanta .....	Dec. 13, 1987	(29 carries, 2 TD)
159	Steven Jackson vs. New Orleans .....	Oct. 30, 2011	(25 carries, 2 TD)
158	Greg Hill, @ Buffalo .....	Sept. 20, 1998	(19 carries, 2 TD)
158	Marshall Faulk vs. Oakland .....	Oct. 13, 2002	(26 carries, 0 TD)
155	Charles White @ Atlanta .....	Oct. 18, 1987	(31 carries, 0 TD)
155	Dan Towler vs. New York Yanks .....	Nov. 18, 1951	(13 carries, 1 TD)
154	Marshall Faulk @ New Orleans .....	Dec. 12, 1999	(29 carries, 1 TD)
154	Dan Towler vs. Chicago Bears .....	Oct. 25, 1953	(24 carries, 1 TD)
152	Lawrence McCutcheon @ New Orleans .....	Nov. 25, 1973	(20 carries, 0 TD)
152	Lawrence McCutcheon @ Chicago .....	Dec. 2, 1973	(24 carries, 0 TD)
152	Lawrence McCutcheon vs. Atlanta .....	Dec. 11, 1977	(17 carries, 0 TD)
150	Eric Dickerson @ Seattle .....	Sept. 23, 1985	(31 carries, 3 TD)
150	Eric Dickerson vs. Green Bay .....	Nov. 24, 1985	(31 carries, 1 TD)
150	Steven Jackson vs. Washington .....	Dec. 24, 2006	(33 carries, 1 TD)

## **CAREER 100-YARD RUSHING GAMES**

<b>Games</b>	<b>Player</b>	<b>W-L-T</b>	<b>Games</b>	<b>Player</b>	<b>W-L-T</b>
38	Eric Dickerson .....	27-11	3	John Cappelletti	2-0-1
33	Steven Jackson .....	17-15-1	3	Ollie Matson	2-1
27	Marshall Faulk .....	27-0	3	Lawrence Phillips .....	3-0
22	Lawrence McCutcheon .....	19-2-1	2	Trung Canidate .....	2-0
11	Jerome Bettis .....	3-8	2	Dick Hoerner .....	1-0-1
10	Dick Bass .....	6-4	2	Les Josephson .....	2-0
10	Dan Towler .....	10-0	2	Joe Marconi .....	2-0
8	Wendell Tyler .....	6-2	2	Elvis Peacock .....	2-0
8	Charles White .....	7-1	2	Bob Thomas .....	2-0
7	Greg Bell .....	6-1	<b>1</b>	<b>Benny Cunningham .....</b>	<b>1-0</b>
7	Paul (Tank) Younger .....	3-3-1	1	Jim Bertelsen .....	1-0
6	Cleveland Gary .....	4-2	1	Robert Delpino .....	1-0
5	Jon Arnett .....	2-3	1	Harold Green .....	1-0
5	Willie Ellison .....	2-2-1	1	Greg Hill .....	1-0
5	Ron Waller .....	4-1	1	Brian Leonard .....	0-1
5	Tim Wilson .....	2-3	1	Jerald Moore .....	1-0
4	Skeet Quinlan .....	1-3	1	Kenny Washington .....	1-0
<b>4</b>	<b>Zac Stacy .....</b>	<b>2-2</b>	1	Justin Watson .....	1-0
3	Cullen Bryant .....	3-0			

## GAMES WITH MORE THAN ONE 100-YARD RUSHER

Nov. 8, 1953	vs. San Francisco, Skeet Quinlan (11-119) and Paul Younger (12-101)
Oct. 24, 1954	vs. Chicago Bears, Dan Towler (15-123) and Paul Younger (27-106)
Oct. 31, 1954	vs. Detroit, Paul Younger (18-140) and Skeet Quinlan (13-119)
Dec. 4, 1955	vs. Baltimore, Ron Waller (24-138) and Paul Younger (25-132)
Sept. 16, 1973	@ Kansas City, Jim Bertelsen (28-143) and Lawrence McCutcheon (21-120)
Sept. 12, 1976	@ Atlanta, Lawrence McCutcheon (26-115) and John Cappelletti (22-102)
Sept. 19, 1976	@ Minnesota, John Cappelletti (28-128) and Lawrence McCutcheon (29-110)
Nov. 11, 1996	vs. Atlanta, Lawrence Phillips (14-106) and Harold Green (13-106)
Nov. 11, 2001	vs. Carolina, Marshall Faulk (15-183) and Trung Canidate (16-145)

## PASSING

554	Norm Van Brocklin vs. New York Yanks.....	Sept. 28, 1951	(30 / 46, 0 TD, 0 Int)
509	Vince Ferragamo vs. Chicago.....	Dec. 26, 1982	(30 / 46, 3 TD, 2 Int)
454	Jim Everett @ New Orleans .....	Nov. 26, 1989	(29 / 51, 1 TD, 2 Int)
453	Marc Bulger vs. San Diego .....	Nov. 10, 2002	(36 / 48, 4 TD, 0 Int)
450	Marc Bulger vs. New York Jets.....	Jan. 2, 2005	(29 / 39, 3 TD, 2 Int)
448	Marc Bulger @ Green Bay.....	Nov. 29, 2004	(35 / 53, 2 TD, 1 Int)
442	Marc Bulger @ New York Giants.....	Oct. 2, 2005	(40 / 62, 2 TD, 3 Int)
441	Kurt Warner vs. Denver .....	Sept. 4, 2000	(25 / 35, 3 TD, 3 Int)
436	James Harris @ Miami.....	Oct. 3, 1976	(17 / 29, 2 TD, 1 Int)
431	Trent Green vs. Carolina.....	Nov. 5, 2000	(29 / 42, 2 TD, 0 Int)
406	Jim Hardy vs. Chicago Cardinals.....	Oct. 31, 1948	(28 / 53, 3 TD, 2 Int)
401	Tony Banks @ Atlanta .....	Nov. 2, 1997	(30 / 42, 2 TD, 1 Int)
401	Kurt Warner @ New England .....	Nov. 18, 2001	(23 / 34, 3 TD, 2 Int)
394	Kurt Warner vs. San Francisco.....	Sept. 17, 2000	(23 / 34, 2 TD, 2 Int)
390	Kurt Warner vs. San Diego .....	Oct. 1, 2000	(24 / 30, 4 TD, 0 Int)
388	Marc Bulger vs. Washington.....	Dec. 24, 2006	(25 / 38, 4 TD, 0 Int)
385	Kurt Warner vs. New Orleans .....	Oct. 28, 2001	(29 / 47, 1 TD, 4 Int)
378	Marc Bulger @ San Francisco.....	Nov. 2, 2003	(26 / 42, 1 TD, 2 Int)
377	Jim Everett @ Philadelphia.....	Nov. 6, 1988	(24 / 45, 2 TD, 4 Int)
<b>377</b>	<b>Sam Bradford vs. Minnesota .....</b>	<b>Dec. 16, 2012</b>	<b>(35/55, 3 TD, 1 Int)</b>
375	Marc Bulger @ Pittsburgh.....	Oct. 26, 2003	(22 / 37, 1 TD, 0 Int)
<b>375</b>	<b>Austin Davis @ Philadelphia.....</b>	<b>Oct. 5, 2014</b>	<b>(29/49, 3 TD, 0 Int)</b>
372	Billy Wade @ Green Bay .....	Nov. 16, 1958	(19 / 42, 1 TD, 2 Int)
372	Jim Everett vs. Cincinnati.....	Oct. 7, 1990	(25 / 46, 2 TD, 0 Int)
372	Mark Rypien vs. Buffalo .....	Dec. 10, 1995	(31 / 55, 1 TD, 2 Int)
368	Jim Everett vs. Indianapolis .....	Sept. 17, 1989	(28 / 35, 3 TD, 1 Int)
368	Marc Bulger vs. San Francisco.....	Sept. 19, 2007	(24 / 41, 1 TD, 0 Int)
366	Trent Green vs. Washington.....	Nov. 20, 2000	(23 / 38, 2 TD, 1 Int)
365	Jim Everett @ Denver.....	Nov. 27, 1988	(25 / 47, 2 TD, 1 Int)
365	Jim Everett vs. New Orleans.....	Dec. 9, 1990	(31 / 50, 1 TD, 2 Int)
362	Marc Bulger @ San Francisco.....	Sept. 11, 2005	(34 / 56, 2 TD, 1 Int)
360	Marc Bulger vs. Seattle.....	Oct. 15, 2006	(26 / 39, 3 TD, 1 Int)
359	Kurt Warner vs. Indianapolis.....	Dec. 30, 2001	(23 / 30, 3 TD, 1 Int)
358	Marc Bulger vs. New Orleans.....	Sept. 26, 2004	(32 / 49, 1 TD, 0 Int)
356	Billy Wade @ Baltimore .....	Nov. 23, 1958	(24 / 41, 0 TD, 2 Int)
356	Marc Bulger vs. Chicago.....	Dec. 11, 2006	(34 / 55, 3 TD, 0 Int)
354	Jamie Martin vs. San Francisco.....	Dec. 24, 2005	(33 / 41, 1 TD, 2 Int)
354	Marc Bulger vs. Kansas City.....	Nov. 5, 2006	(31 / 42, 1 TD, 0 Int)
353	<i>Tony Banks @ Baltimore .....</i>	<i>Oct. 27, 1996</i>	<i>(26 / 40, 1 TD, 1 Int)</i>
352	Marc Bulger vs. Atlanta.....	Oct. 13, 2003	(23 / 34, 2 TD, 2 Int)
<b>352</b>	<b>Sam Bradford @ Atlanta.....</b>	<b>Sept. 15, 2013</b>	<b>(32 / 55, 3 TD, 1 Int)</b>
351	Kurt Warner @ Carolina.....	Dec. 5, 1999	(22 / 31, 3 TD, 2 Int)

## CAREER 300-YARD PASSING GAMES

Games	Player	W-L-T	Games	Player	W-L-T
30	Kurt Warner.....	22-8	3	Bill Wade	1-2
27	Marc Bulger.....	12-15	2	Dieter Brock.....	0-2
20	Jim Everett .....	10-10	2	Bob Waterfield.....	2-0
<b>7</b>	<b>Sam Bradford .....</b>	<b>2-5</b>	<b>2</b>	<b>Austin Davis .....</b>	<b>0-2</b>
5	Norm Van Brocklin .....	4-1	1	Zeke Bratkowski.....	1-0
3	Tony Banks .....	1-2	1	Ryan Fitzpatrick .....	1-0
3	Vince Ferragamo.....	1-2	1	Gus Frerotte .....	1-0
3	Roman Gabriel .....	2-1	1	Pat Haden .....	0-1
3	Trent Green.....	2-1	1	Jim Hardy .....	0-1
3	Chris Miller .....	1-2	1	James Harris .....	1-0
3	Mark Rypien.....	0-3	1	Jamie Martin.....	1-0

## RECEIVING

336	*Willie Anderson @ New Orleans .....	Nov. 26, 1989	(15 receptions, 1 TD)
303	Jim Benton @ Detroit.....	Nov. 22, 1945	(10 receptions, 1 TD)
238	Harold Jackson vs. Dallas .....	Oct. 14, 1973	(7 receptions, 4 TD)
233	Isaac Bruce @ Atlanta .....	Nov. 2, 1997	(10 receptions, 3 TD)
230	Henry Ellard vs. Indianapolis .....	Sept. 17, 1989	(12 receptions, 1 TD)
229	Isaac Bruce @ Baltimore .....	Oct. 27, 1996	(11 receptions, 1 TD)
226	Eddie Kennison @ Atlanta .....	Dec. 15, 1996	(5 receptions, 3 TD)
220	Ron Jessie @ Miami.....	Oct. 3, 1976	(7 receptions, 2 TD)
210	Isaac Bruce vs. Miami.....	Dec. 24, 1995	(15 receptions, 1 TD)
208	Jim Phillips @ Green Bay .....	Nov. 16, 1958	(8 receptions, 1 TD)
207	Carroll Dale @ Detroit.....	Nov. 17, 1963	(7 receptions, 3 TD)
204	Marshall Faulk (RB) vs. Chicago .....	Dec. 26, 1999	(12 receptions, 1 TD)
203	Torry Holt vs. Indianapolis .....	Dec. 30, 2001	(7 receptions, 2 TD)
202	Jim Benton @ New York Yanks.....	Dec. 5, 1946	(12 receptions, 2 TD)
200	Tommy McDonald vs. Cleveland .....	Dec. 12, 1965	(6 receptions, 2 TD)
200	Torry Holt @ San Francisco .....	Nov. 2, 2003	(11 receptions, 1 TD)
196	Elroy Hirsch vs. Green Bay.....	Dec. 12, 1953	(9 receptions, 0 TD)
195	Elroy Hirsch vs. Chicago Cardinals .....	Nov. 11, 1951	(6 receptions, 2 TD)
192	Isaac Bruce, vs. Minnesota.....	Sept. 13, 1998	(11 receptions, 1 TD)
191	Isaac Bruce, vs. Atlanta .....	Oct. 12, 1995	(10 receptions, 2 TD)
189	Tom Fears vs. Green Bay.....	Dec. 3, 1950	(3 receptions, 2 TD)
189	Torry Holt @ Atlanta .....	Sept. 24, 2000	(3 receptions, 2 TD)
188	Isaac Bruce vs. San Francisco .....	Sept. 17, 2000	(8 receptions, 1 TD)
183	George Farmer vs. Chicago.....	Dec. 26, 1982	(9 receptions, 1 TD)
181	Isaac Bruce @ Indianapolis .....	Oct. 1, 1995	(8 receptions, 2 TD)
179	Isaac Bruce vs. New Orleans .....	Oct. 28, 2001	(7 receptions, 1 TD)
175	Del Shofner vs. Baltimore .....	Dec. 6, 1958	(5 receptions, 1 TD)
174	Torry Holt @ Pittsburgh .....	Oct. 26, 2003	(7 receptions, 1 TD)
173	Elroy Hirsch @ New York Yanks .....	Sept. 28, 1951	(9 receptions, 4 TD)
173	Isaac Bruce vs. San Francisco .....	Oct. 22, 1995	(9 receptions, 0 TD)
172	Torry Holt vs. Minnesota .....	Dec. 10, 2000	(9 receptions, 0 TD)
171	Henry Ellard @ Detroit .....	Dec. 6, 1987	(7 receptions, 1 TD)
170	Isaac Bruce @ Green Bay .....	Nov. 29, 2004	(9 receptions, 1 TD)
169	Del Shofner @ Detroit.....	Nov. 15, 1959	(5 receptions, 1 TD)
168	Elroy Hirsch @ Green Bay .....	Oct. 11, 1953	(8 receptions, 0 TD)
167	Henry Ellard @ Denver.....	Nov. 27, 1988	(11 receptions, 2 TD)
167	Isaac Bruce vs. San Diego.....	Oct. 1, 2000	(9 receptions, 2 TD)
166	Henry Ellard @ Philadelphia.....	Nov. 6, 1988	(7 receptions, 1 TD)
165	Henry Ellard vs. Atlanta .....	Oct. 8, 1989	(8 receptions, 0 TD)
165	Torry Holt @ Tampa Bay .....	Dec. 18, 2000	(9 receptions, 1 TD)
163	Elroy Hirsch @ San Francisco .....	Oct. 28, 1951	(4 receptions, 1 TD)
163	Jim Phillips vs. Chicago .....	Sept. 23, 1961	(9 receptions, 0 TD)
163	Henry Ellard vs. Phoenix .....	Nov. 19, 1989	(7 receptions, 2 TD)
163	Isaac Bruce vs. San Diego.....	Nov. 10, 2002	(10 receptions, 3 TD)
163	Torry Holt, vs. Tennessee.....	Sept. 25, 2005	(9 receptions, 1 TD)
163	Torry Holt, vs. San Francisco.....	Dec. 24, 2005	( 10 receptions, 1 TD)
163	Donnie Avery @ New England .....	Oct. 26, 2008	(6 receptions, 1 TD)
162	Tom Fears @ New York Yanks .....	Sept. 28, 1951	(7 receptions, 0 TD)
161	Torry Holt vs. Atlanta .....	Oct. 13, 2003	(11 receptions, 2 TD)
160	Danny Amendola.....	Sept. 16, 2012	(15 receptions, 1 TD)
160	Henry Ellard vs. Kansas City .....	Nov. 10, 1991	(8 receptions, 1 TD)
160	Torry Holt vs. San Francisco.....	Dec. 5, 2004	(10 receptions, 1 TD)
159	Tom Fears vs. Washington .....	Dec. 11, 1949	(10 receptions, 2 TD)
157	Elroy Hirsch @ New York Yanks .....	Nov. 19, 1954	(5 receptions, 0 TD)
157	Bob Boyd vs. San Francisco.....	Oct. 3, 1954	(5 receptions, 1 TD)
155	Tommy McDonald @ Chicago .....	Oct. 10, 1965	(9 receptions, 0 TD)
154	Jim Phillips @ New York Giants .....	Oct 22, 1961	(8 receptions, 1 TD)
154	Willie Anderson @ Atlanta .....	Sept. 11, 1994	(5 receptions, 1 TD)
154	Torry Holt vs. Seattle .....	Oct. 15, 2006	(8 receptions, 3 TD)
152	Isaac Bruce @ Cincinnati.....	Oct. 3, 1999	(6 receptions, 0 TD)
152	Drew Hill @ Pittsburgh.....	Sept. 16, 1984	(4 receptions, 1 TD)
151	Jim Benton, @ Chicago .....	Oct. 21, 1945	(7 receptions, 1 TD)
151	Jim Phillips, @ Dallas .....	Nov. 6, 1960	(7 receptions, 2 TD)
151	Jack Snow, @ Baltimore.....	Oct. 15, 1967	(3 receptions, 2 TD)
151	Ron Jessie, @ Atlanta .....	Nov. 16, 1975	(10 receptions, 1 TD)
151	Torry Holt @ Carolina .....	Dec. 12, 2004	(6 receptions, 1 TD)
150	Elroy Hirsch, @ San Francisco.....	Oct. 7, 1956	(8 receptions, 2 TD)
150	Jack Snow, vs. Detroit .....	Dec. 14, 1970	(7 receptions, 0 TD)

## GAMES WITH MORE THAN ONE 100-YARD RECEIVER

Dec. 11, 1949	vs. Washington, Tom Fears (10-159) and Bob Shaw (5 -137)
Sept. 22, 1950	vs. New York Yanks, Glen Davis (5-103) and Dick Hoerner (4-105)
Nov. 19, 1950	@ New York Yanks, Dick Hoerner (14-125) and Elroy Hirsch (8-157)
Sept. 28, 1951	@ New York Yanks, Tom Fears (7-162), Elroy Hirsch (9-173), and Verda (V.T.) Smith (2-103)
Dec. 14, 1952	vs. Pittsburgh, Tom Fears (10-122) and Elroy Hirsch (4-108)
Oct. 4, 1953	@ San Francisco, Bob Boyd (4-107) and Elroy Hirsch (9-107)
Sept. 26, 1954	@ Baltimore, Skeet Quinlan (4-135) and Bob Boyd (4-121)
Oct. 10, 1954	@ Detroit, Bob Boyd (8-128) and Elroy Hirsch (6-105)
Nov. 21, 1954	@ New York Giants, Bob Boyd (5-103) and Tom Fears (9-136)
Dec. 12, 1954	vs. Green Bay, Bob Boyd (4-106) and Elroy Hirsch (5-119)
Oct. 7, 1956	@ San Francisco, Elroy Hirsch (8-150) and Bob Boyd (7-119)
Nov. 23, 1958	@ Baltimore, Lamar Lundy (6-103) and Del Shofner (8-110)
Oct. 11, 1964	@ Chicago, Jim Phillips (7-110) and Bucky Pope (4-108)
Nov.1, 1964	@ Detroit, Carroll Dale (7-109) and Marlin McKeever (6-100)
Dec. 4, 1976	vs. Atlanta, Ron Jessie (4-112) and Dwight Scales (2-102)
Dec. 26, 1982	vs. Chicago, George Farmer (9-183) and Preston Dennard (5-122)
Sept. 9, 1990	@ Green Bay, Henry Ellard (6-106) and Willie Anderson (5-128)
Oct. 7, 1990	vs. Cincinnati, Henry Ellard (7-100) and Willie Anderson (7-144)
Dec. 9, 1990	vs. New Orleans, Henry Ellard (5-107) and Willie Anderson (5-123)
Sept. 1, 1991	vs. Phoenix, Robert Delpino (10-113) and Henry Ellard (7-116)
Dec. 5, 1999	@ Carolina, Isaac Bruce (6-111) and Az-Zahir Hakim (4-122)
Dec. 12, 1999	@ New Orleans, Isaac Bruce (4-102) and Torry Holt (6-113)
Sept. 4, 2000	vs. Denver, Az-Zahir Hakim (5-118), Torry Holt (6-103), and Marshall Faulk (4-100)
Oct. 1, 2000	vs. San Diego, Isaac Bruce (9-167), Marshall Faulk (6-116), and Az-Zahir Hakim (5-104)
Nov. 5, 2000	vs. Carolina, Az-Zahir Hakim (8-147) and Torry Holt (4-130)
Nov. 10, 2002	vs. San Diego, Isaac Bruce (10-163) and Torry Holt (7-118)
Sept. 7, 2003	@ New York Giants, Isaac Bruce (8-120), and Torry Holt (7-111)
Sept. 19, 2004	@ Atlanta, Torry Holt (9-121) and Isaac Bruce (5-102)
Oct. 1, 2006	vs. Detroit, Isaac Bruce (7-100) and Torry Holt (6-102)
Dec. 24, 2006	vs. Washington, Isaac Bruce (9-148) and Steven Jackson (6-102)

## CAREER 100-YARD RECEIVING GAMES

Games	Player	W-L-T	Games	Player	W-L-T
46	Torry Holt .....	27-19	2	Billy Truax (TE).....	2-0
43	Isaac Bruce .....	22-21	2	Wendell Tucker .....	2-0
26	Henry Ellard .....	12-14	2	Danny Amendola.....	1-0-1
21	Elroy Hirsch.....	12-9	<b>2</b>	<b>Chris Givens .....</b>	<b>1-1</b>
16	Tom Fears.....	8-7-1	1	Danario Alexander (WR) .....	0-1
15	Bob Boyd.....	9-5-1	1	Jon Arnett (RB) .....	0-1
14	Jim Phillips.....	4-9-1	1	Donnie Avery (WR) .....	0-1
10	Jack Snow.....	5-4-1	1	Johnny Bailey (RB) .....	0-1
9	Willie Anderson.....	4-5	1	Mike Barber (TE) .....	0-1
8	Carroll Dale .....	2-5-1	1	Jim Bertlesen (RB) .....	0-1
8	Harold Jackson.....	5-3	1	Ron Brown .....	1-0
8	Del Shofner .....	2-6	1	Leon Clarke.....	1-0
6	Tommy McDonald.....	4-2	1	Mark Clayton (WR).....	0-1
5	Bernie Casey.....	3-0-2	1	Aaron Cox .....	1-0
5	Ron Jessie .....	5-0	1	Kevin Curtis.....	1-0
4	Jim Benton .....	3-1	1	Glen Davis.....	1-0
4	Marshall Faulk (RB) .....	4-0	1	Troy Drayton (TE) .....	1-0
4	Az-Zahir Hakim .....	3-1	1	Pete Holohan (TE) .....	1-0
4	Martin McKeever (TE) .....	1-3	1	Tom Keane.....	1-0
3	Preston Dennard .....	1-2	1	Lamar Lundy (TE) .....	0-1
3	Drew Hill.....	1-2	1	Ollie Matson (RB).....	0-1
3	Amp Lee (RB) .....	1-2	1	Shaun McDonald.....	0-1
3	Bucky Pope .....	1-2	1	Dwight Scales .....	1-0
2	Bob Carey .....	1-1	1	Bob Shaw .....	1-0
2	Robert Delpino (RB).....	0-2	1	Clendon Thomas (RB) .....	0-1
2	George Farmer.....	0-2	1	Billy Waddy .....	1-0
2	Steven Jackson (RB) .....	1-1	1	Brandon Gibson .....	1-0
2	Eddie Kennison .....	1-1	<b>1</b>	<b>Lance Kendricks (TE) .....</b>	<b>1-0</b>
2	Willie Miller.....	1-1	<b>1</b>	<b>Jared Cook (TE).....</b>	<b>1-0</b>
2	Ricky Proehl.....	2-0	<b>1</b>	<b>Tavon Austin .....</b>	<b>1-0</b>
2	Verda (V. T.) Smith (RB).....	1-1			



## **GAMES WITH 300-YARD PASSER, 100-YARD RUSHER, 100-YARD RECEIVER**

vs. San Francisco, Oct. 23, 1983	QB Vince Ferragamo (26-35, 327 yds, 5 TD, 2 Int.); RB Eric Dickerson (25-144); TE Mike Barber (8-113, 1 TD)
@ Detroit, Dec. 6, 1987	QB Jim Everett (20-26, 324 yds, 2 TD, 2 Int.); RB Charles White (29-102, 1 TD); WR Henry Ellard (7-171, 1 TD)
@ Denver, Nov. 27, 1988	QB Jim Everett (25-47, 365 yds, 2 TD, 1 Int.); RB Greg Bell (22-112, 1 TD); WR Henry Ellard (11-167, 2 TD)
vs. Atlanta, Oct. 21, 1990	QB Jim Everett (24-38, 302 yds, 3 TD); RB Cleveland Gary (19-102, 2 TD); WR Henry Ellard (6-109, 1 TD)
@ Atlanta, Dec. 15, 1996	QB Tony Banks (11-16, 304 yds, 3 TD, 1 Int.); RB Lawrence Phillips (22-122, 1 TD); WR Eddie Kennison (5-226, 3 TD)
@ Carolina, Dec. 5, 1999	QB Kurt Warner (22-31, 351 yds, 3 TD, 2 Int.); RB Marshall Faulk (22-118); WR Az-Zahir Hakim (4-122, 2 TD); WR Isaac Bruce (6-111)
@ New Orleans, Dec. 12, 1999	QB Kurt Warner (21-31, 346 yds, 2 TD, 1 Int.); RB Marshall Faulk (29-154, 1 TD); WR Torry Holt (6-112); WR Isaac Bruce (4-102)
vs. San Francisco, Sept. 17, 2000	QB Kurt Warner (23-34, 394 yds, 2 TD, 2 Int.); RB Marshall Faulk (25-134, 3 TD); WR Isaac Bruce (8-188, 1 TD)
vs. San Diego, Oct. 1, 2000	QB Kurt Warner (30-24, 390, 4 TD); RB Justin Watson (14-102, 1 TD); WR Isaac Bruce (9-167, 2 TD); RB Marshall Faulk (6-116, 2 TD); WR Az-Zahir Hakim (5-104)
vs. Minnesota, Dec. 10, 2000	QB Kurt Warner (27-32, 346 yds); RB Marshall Faulk (25-135, 4 TD); WR Torry Holt (9-172)
@ San Francisco, Sept. 23, 2001	QB Kurt Warner (24-35, 321 yds, 3 TD, 1 Int.); RB Marshall Faulk (18-105); WR Isaac Bruce (8-144, 1 TD)
vs. Indianapolis, Dec. 30, 2001	QB Kurt Warner (23-20, 359 yds, 3 TD, 1 Int.); RB Marshall Faulk (25-118, 3 TD); WR Torry Holt (7-203, 2 TD)
@ Arizona, Nov. 23, 2003	QB Marc Bulger (28-44, 329 yds, 1 TD, 4 Int.); RB Marshall Faulk (24-100, 1 TD); WR Torry Holt (9-145)
@ Houston, Nov. 27, 2005	QB Ryan Fitzpatrick (19-30, 310 yards, 1 TD, 3 Int.); RB Steven Jackson (25-110, 1 TD); WR Torry Holt (10-130, 1 TD)
vs. Washington	QB Marc Bulger (28-38), 388 yards, 4 TD, 0 Int.); RB Steven Jackson (33-150, 1 TD); WR Isaac Bruce (9-148, 1 TD); RB Steven Jackson (6-102, 1 TD)

## **LARGEST MARGIN OF VICTORY**

59 points	(59-0)	vs. Atlanta, Dec. 4, 1976
49 points	(56-7)	vs. San Francisco, Nov. 9, 1958
48 points	(48-0)	@ Baltimore, Sept. 26, 1954
43 points	(70-27)	vs. Baltimore, Oct. 22, 1950
	(45-21)	vs. Baltimore, Dec. 5, 1953
	(59-16)	vs. Atlanta, Nov. 10, 1996
41 points	(65-24)	vs. Detroit, Oct. 29, 1950
	(55-14)	vs. New York Giants, Nov. 13, 1966
40 points	(54-14)	@ New York Yanks, Sept. 28, 1951
39 points	(42-3)	@ Philadelphia, Nov. 3, 1975
	(45-6)	vs. Seattle, Oct. 31, 1976

## **LARGEST MARGIN OF DEFEAT**

48 points	(48-0)	@ San Francisco, Dec. 27, 1987
44 points	(47-3)	@ New York Jets, Nov. 9, 2008
47 points	(47-0)	@ Chicago Bears, Nov. 29, 1942
40 points	(47-7)	@ Tennessee, Dec. 13, 2009
39 points	(49-10)	@ Kansas City, Dec. 8, 2002
38 points	(52-14)	vs. Chicago Bears, Oct. 13, 1963
	(44-6)	@ Detroit, Oct. 10, 2010
	(45-7)	vs. New England, Oct. 28, 2012
36 points	(56-20)	@ Philadelphia, Oct. 8, 1950
	(42-6)	@ Pittsburgh, Nov. 3, 1996
	(42-6)	vs. Indianapolis, Oct. 25, 2009
35 points	(35-0)	@ San Francisco, Oct. 4, 2009
	(38-3)	@ Philadelphia, Sept. 7, 2008
	(35-0)	@ San Francisco, Oct. 8, 1961
	(56-21)	@ Baltimore, Nov. 25, 1956
	(42-7)	vs. Green Bay, Nov. 12, 1944
	(49-14)	@ New York, Nov. 16, 1941



*ST. LOUIS*  
**RAMS**

**RAMS FEATURE CLIPS**



## ST. LOUIS RAMS FEATURE CLIPS

### TABLE OF CONTENTS

<b>Quinn breaks out ‘The Bernie’, By Jim Thomas</b> .....	2
St. Louis Post-Dispatch / October 20, 2014	
<b>Rams QB Davis gets it done when needed most, By Nick Wagoner</b> .....	3
ESPN.com/ October 20, 2014	
<b>Rams’ WR Britt: He’s a player, he’s a mentor, and he now has a new lease on life, By Howard Balzer</b> .....	4
Fox Sports Midwest / August 14, 2014	
<b>Barksdale a bedrock for Rams’ O-Line, By Nick Wagoner</b> .....	6
ESPN.com / August 20, 2014	
<b>Fisher makes it official: Davis is the starter, By Jim Thomas</b> .....	8
St. Louis Post-Dispatch / October 2, 2014	
<b>Jeff Fisher’s mettle lifts St. Louis to big win over Seattle, By Michael Silver</b> .....	10
NFL.com / October 20, 2014	
<b>Hayes ready to step in for his friend, Long, By Nick Wagoner</b> .....	12
ESPN.com / September 12, 2014	
<b>Rams’ McSafeties getting their act down, By Jim Thomas</b> .....	13
St. Louis Post-Dispatch / September 17, 2014	
<b>‘Mountaineer’ play special to Bailey, By Joe Lyons</b> .....	15
St. Louis Post-Dispatch / September 20, 2014	
<b>Harkey’s toughness energizes Rams, By Nick Wagoner</b> .....	17
ESPN.com / September 17, 2014	
<b>Westbrooks getting his feet wet on defense, By Jim Thomas</b> .....	18
St. Louis Post-Dispatch / September 25, 2014	
<b>Rams’ Donald off to a promising start, By Joe Lyons</b> .....	19
St. Louis Post-Dispatch / September 26, 2014	
<b>Tick bite sent Rams’ Wells to intensive care, By Jim Thomas</b> .....	20
St. Louis Post-Dispatch / September 26, 2014	
<b>Tre Mason adds to Rams’ running back committee, By Nick Wagoner</b> .....	22
ESPN.com / October 17, 2014	



## ST. LOUIS RAMS FEATURE CLIPS

---

**TITLE:** Quinn breaks out 'The Bernie'

**BYLINE:** Jim Thomas, St. Louis Post-Dispatch

**DATE:** October 20, 2014

Robert Quinn had gone so long without a sack it looked like he'd forgotten how to do "The Bernie" — his trademark sack dance — after he finally got one midway through the second quarter Sunday.

"It was a full-action Bernie," Quinn insisted after the Rams hung on for a 28-26 victory over Seattle at the Edward Jones Dome.

Perhaps, but it wasn't as smooth as usual. Looked a little rusty.

"It's taken a while," Quinn said. "Once Aaron (Donald) started it off, we just kind of went from there. But me personally, to get (Russell Wilson) down for the first one of the year, it's a great feeling. We've still got a few more games to go, so hopefully, it won't be the last one."

Given that Sunday was Robert Quinn bobblehead day, and his picture was on tickets for the contest, it was only fitting he broke the dry spell.

"On bobblehead day," Quinn said, smiling. "I think they should've done that the first game of the season, so I wouldn't have to wait so long to get my first one."

After only one sack in their first five games, sacks came in bunches for the Rams in the second quarter. Donald, the rookie defensive tackle, dropped Wilson for a 5-yard loss with 9½ minutes remaining before halftime.

Two plays later, defensive end Eugene Sims dropped Wilson for a 9-yard loss to force a Seattle punt — a punt that was returned 90 yards for a touchdown by Stedman Bailey on a trick play.

On Seattle's next possession, Quinn broke through for his 7-yard sack. He's had at least one sack in his past five games against the Seahawks.

"We got three of those 'S-words' today, which was good," coach Jeff Fisher said. "Those were hard to find there for a while."

But that was all the Rams would get against Wilson, even though he absorbed several hits by the pass rush and was flushed out of the pocket on numerous occasions.

"This guy (Wilson) is hard to bring down," Fisher said. "And Russell, all by himself, made this quite a game."

En route to becoming the first player in NFL history with 300 yards passing and 100 yards rushing in the same game (according to Elias Sports), Wilson was almost unstoppable in the second half.

He accounted for 264 yards of offense and three TDs in the third and fourth quarters.



## ST. LOUIS RAMS FEATURE CLIPS

---

**TITLE:** Rams QB Davis gets it done when needed most

**BYLINE:** Nick Wagoner, ESPN.com

**DATE:** October 20, 2014

After reviewing the film from last week's loss to the San Francisco 49ers, St. Louis Rams quarterback Austin Davis acknowledged he didn't do a good enough job of taking what the defense gives him.

Heading into Sunday's game against the Seattle Seahawks, Davis vowed to force the ball down the field less and take advantage of whatever the Seahawks were willing to cede. Late in the Rams' surprising 28-26 victory, Davis had done just that, almost to a fault.

In the first three quarters, Davis completed 13-of-14 for 77 yards, an average of just 5.9 yards per completion. But as Seattle mounted a late comeback and put itself in position to win the game, Davis suddenly needed to come up big. He hadn't been able to in the past three weeks after leading a late victory in his first start against Tampa Bay. But he found a way to lead an impressive 80-yard drive to give the Rams the winning points.

On that drive, Davis completed 4-of-5 passes for 66 yards and a touchdown to tight end Lance Kendricks. None of those throws were bigger than a 30-yarder to receiver Chris Givens on third-and-6 at Seattle's 44.

"We thought we'd get man-to-man coverage," Davis said. "When they need a play, they trust their guys to cover man-to-man. Chris, with his speed, just ran across the field. I trusted it and obviously, we worked the play all week, and when we needed it, he made a big play. That's how you win games. You've got to make big plays when the game is on the line. You're going to have a chance to go down and win the game at the end or not. Today, we did it."

Minutes later, Davis offered another big play when he evaded Seattle's pass rush on second-and-12 and somehow shoveled a pass to tight end Jared Cook for a 9-yard gain to put the Rams in position for the fake punt that helped seal the victory.

For the day, Davis was 18-of-21 for 152 yards and two touchdowns for a rating of 128.6. That completion percentage plus punter Johnny Hekker's completion on one attempt left the Rams converting 86.3 percent of their pass attempts, the highest allowed by the Seahawks in franchise history. The quarterback rating is the highest of Davis' young career.

The key to that success? Effectively using the middle of the field. Davis majored in risk management Sunday, throwing his 21 passes an average of just 5.5 yards down the field with 18 of those attempts coming in the middle of the field. That was a logical move considering Seattle is 20th in the league in completion percentage allowed over the middle the past two seasons and star cornerback Richard Sherman usually lurks on the outside.

It also allowed Davis to come up with big plays such as the ones to Givens. He attempted just four passes more than 10 yards down the field Sunday but he completed all of them.

Most important, Davis had no turnovers, eliminating the costly plays that have helped beat the Rams in recent weeks.

"You can't ask for more out of a guy who went from third string to now starting quarterback and playing great ball," defensive end Robert Quinn said. "We've got to be consistent week in and week out and prepare for teams and finish games."



## ST. LOUIS RAMS FEATURE CLIPS

---

**TITLE:** Rams' WR Britt: He's a player, he's a mentor, and now he has a new lease on life, By Howard Balzer

**BYLINE:** Howard Balzer, Fox Sports Midwest

**DATE:** August 14, 2014

Rams coach Jeff Fisher knew what he was getting when the Rams decided to sign wide receiver Kenny Britt to a one-year contract in the offseason. Or at least he hoped he knew what he was getting.

A first-round pick for Tennessee in 2009 when Fisher was head coach of the Titans, Britt showed great promise his first two seasons, totaling 84 catches for 1,476 yards and 12 touchdowns. But he started finding trouble off the field -- he was arrested or questioned by police on several occasions -- and he suffered a torn ACL in 2011.

His on-field performance declined as well. After producing only 11 catches and no touchdowns last season, the Titans decided they didn't want him when he became an unrestricted free agent in March.

Fisher, on the other hand, did not hesitate to bring Britt back into his fold.

"It wasn't difficult at all," Fisher said of the decision to sign Britt. "I stayed in touch with Kenny during my year off when he was rehabbing. We spent some time together and I tried to help him get some things behind him. He did. He's got everything straightened out now."

Rams receivers coach Ray Sherman said that after talking to Fisher about Britt and meeting him in person, he had no qualms about the team's free-agent acquisition.

"I talked to coach Fisher before we signed him and he filled me in on everything," Sherman said. "I spent some time when he came on a visit. We talked and had a very good visit. I felt very comfortable with him, telling him the way it's going to be here, how we were going to do things and how important it was for not only our team, but also he and I to be on the same page. We have had no issues and it's been great since then."

That sure appears to be the case. Through OTAs and training camp, Britt has displayed the receiving skills that made him a first-round draft pick, moving to the top of the Rams' depth chart at wide receiver. And the Rams have gotten a lift in another area, too. He has emerged as a leader in the receivers room at the ripe old age of 25 (he turns 26 next month).

"I feel I'm coming of age," Britt said. "I came into the league at (the age of) 20. Each year you learn more about yourself. Starting a family has helped. I'm still growing as a person and a player. I have players looking up to me as one of the older guys on the team, so I definitely had to change some of the things in my life.

"I always tell the guys: 'Ain't no place I'd rather be. We could be home wishing we had a job. Right now, we're out here playing in the NFL.'"

Britt's passion has brought an energy to the receiver group that wasn't there in the past. His impact on third-year player Brian Quick has been most evident.

"One thing about Kenny is that Kenny may make a mistake as far as an incorrect route here and there, but he does it going full speed," Fisher said. "And Brian early on in his career, if he wasn't sure, he wasn't quite at full speed. I think Brian's learned just to go. Good things happen when you're running hard."

Quick agrees, while also acknowledging that knowing the offense has eliminated a lot of the thinking he was doing.

"I just watch him," Quick said of Britt. "He moves fast, so I try to do exactly what he does. He gets me going. He brings a lot of energy to the locker room. That's what we need. But being in this offense three years, everything's slowing up for me. I'm just getting better every day. That's what I'm doing right now is growing. But, yes, it's way better not thinking; just going out there and playing knowing exactly what you're doing."

Sherman said of Britt: "He has taken Brian underneath his wing. Brian in his third year has grasped things well and he's playing faster. We were laughing about it a couple of days ago. When he was a rookie it was always, 'Quickie, what are you doing? Quickie, where are you supposed to line up?' It was always, 'Quickie, Quickie.'"



"Right now, he'll come to me and say, 'Hey, I know I was supposed to do this or do that.' I don't really have to say much to him because he's doing everything the right way. There might be a technique or fundamental that I'll have to correct him on. But as far as the way he's playing and his athletic ability and what he's doing, he's been tremendous."

Quarterback Sam Bradford, who is preparing to play his first preseason game of the year after sitting out the opener, has watched Quick's growth since the receiver was taken by the Rams with the first pick of the second round of the 2012 NFL Draft.

"It's night and day with Quickie," he said. "He's always been tremendously talented. I think we're starting to see him really put everything together. I think he's had a great, great training camp. Even going back to OTAs and looking at some of the plays he's made, I think he's really developed. He's put the time in, he's worked really hard. From my standpoint, I'm glad to see that it's paying off for him."

Sherman understands that it often "takes some time" for receivers from small schools to become comfortable in an NFL offense. But he sees it happening with Quick, who played at Appalachian State.

"I'm really excited where he is right now, the way he's practicing, the way he's playing; it's really going to be a big plus for us," Sherman said. "He's an excellent blocker, tremendous speed and size, and very good hands. We're going to continue to get him some work in these preseason games and see what happens."

Britt's role as mentor has extended beyond Quick. He has had an impact on the entire receiving unit.

"He's brought leadership, brought toughness, brought experience," Sherman said. "He's really been a great addition not only to this team, but in my meeting room. He's really working very diligently as far as picking up things and trying to grasp it as quickly as possible. He's really doing a good job of it."

For Britt, he relishes taking on that leadership role even while still working to absorb the Rams' offense. For him, his chance with the Rams is like a new lease on life -- a chance to resurrect his career.

"This is a young group," Britt said with considerable understatement. "I know how to run routes better than they do, being able to see coverages and how to run certain routes against different coverages. I had to take leadership in the room being a guy six years in the league, and coach had expectations of me to do it."

"But I'm still learning from these guys. The offensive coordinator is showing me a lot, the receivers coach is showing me a lot. It's like I'm a rookie all over again."

Like a bold rookie, to be sure. His expectations for this receiver group are high.

Said Britt: "Once we get this offense down pat and we're on the same page ... I'm saying right now (we can be) one of the best in the league."



## ST. LOUIS RAMS FEATURE CLIPS

---

**TITLE:** Barksdale a bedrock for Rams' O-Line

**BYLINE:** Nick Wagoner, ESPN.com

**DATE:** September 20, 2014

Little more than a year after the Oakland Raiders used a third-round draft pick on offensive tackle Joe Barksdale, they released him.

It was Sept. 26, 2012, just one of a handful of days over the past couple of years now permanently etched in Barksdale's mind. The next was Sept. 27, 2012, a day later when the St. Louis Rams claimed him off waivers.

Barksdale arrived in St. Louis with enough raw talent to develop into the bedrock of an often in flux offensive line that he is today but without any of the self-belief necessary to get there.

"When I got here, I was a recently cut former draft pick with no confidence, not many technical skills," Barksdale said. "But I believe I'm here for a reason and I'm so happy to be here. I do believe that everything did happen for a reason, when it was supposed to and how it was supposed to."

What's happened in the nearly two years since Barksdale arrived in St. Louis is more than anyone knows. It's easy to look at the resume he's compiled and see a young player simply emerging as a solid right tackle providing durability to a line in desperate need of it.

But the road from there to here hasn't been as easy as it might seem.

When the Rams claimed Barksdale in 2012, they were simply searching for help on the offensive line after some injuries had struck. That's been a familiar refrain in recent seasons.

Offensive line coach Paul Boudreau saw the 6-foot-5, 326-pound Barksdale as his next great reclamation project, if only he could get Barksdale to have the same belief.

For as much work as Barksdale needed on footwork, hand placement and understanding of angles, he needed regular reminders he could get there.

"His thing is more confidence in everything," Boudreau said. "Joe is his own worst critic. He's his own worst enemy. I tell him I will do all the worrying for you and you get out there and you play."

That confidence came quickly for Barksdale, who said he genuinely started buying into Boudreau's belief when he started at left tackle against Green Bay on Oct. 21, 2012. He started again the following week in London against New England and graded out well in both games.

After starting those two games and appearing in four more, Barksdale returned in 2013 primed to be the primary swing tackle behind Rodger Saffold and Jake Long. He spent part of his offseason working with Hall of Fame Rams offensive tackle Jackie Slater; something he repeated this summer, and came back ready for whatever role was needed.

As it turned out, projected right tackle Saffold suffered an injury early in the preseason and again in Week 2 of the regular season. Before Barksdale was to start the next week against Dallas, tragedy struck.

Charles Fobbs, who Barksdale calls a mentor, second father, brother and coach since he was 13 years old, died in a car accident before the Rams played the Cowboys.

Barksdale was devastated by the loss and attended the funeral back home in Michigan in search of some peace of mind. When he returned to St. Louis, he found solace on the football field, in his teammates and from his coaches.

Boudreau, in particular, knew what Barksdale was going through. His father had passed away not long before Fobbs, and Boudreau was still reeling from his own loss. Boudreau offered daily encouragement and reminded Barksdale that the best way to get through a tough time is simply to do it.





"I said you have a job to do and when you're at work, it might be the best thing for you, it might be the best therapy for you," Boudreau said. "He kind of knew it was somebody walking his shoes. It's going to always hurt and I said the anniversary of that will be the same thing for you and when you go back to Michigan you'll see his family and it will be a tough time for you, but I think in his case, he's grown up more than anything since he's been a Ram."

With each practice and game, Barksdale grew as a player as he dedicated himself to improving. By the time the season was through, Barksdale had started 13 games and played in all 16. For what it's worth, Pro Football Focus graded him as the team's second most productive lineman.

Amidst the revolving doors at other positions on the line, Barksdale remains steadfast on the right side. Boudreau points out Barksdale is no longer dwelling on mistakes. Barksdale has even set big goals for himself, starting with winning a Super Bowl, making the Pro Bowl and eventually the Hall of Fame.

In this training camp, Barksdale has been the one constant on the offensive line, playing with the starters at the same position every day.

"Joe's done a great job," coach Jeff Fisher said. "Joe's stepped in and played. He's played both sides for us, settled in on the right side. He's reliable, dependable, everything you want at right tackle. It was great timing for us, great timing for Joe, when he was let go and we had an opportunity to bring him in and he's done a great job."

After the season, Barksdale is scheduled to become an unrestricted free agent. More important, he's also in the midst of planning a wedding. He says he spends much more time thinking of the latter than the former when he's not practicing his newest hobby, the electric guitar.

Given his druthers, Barksdale would like to stay in St. Louis.

"Definitely," Barksdale said. "They gave me a second chance."



## ST. LOUIS RAMS FEATURE CLIPS

---

**TITLE:** Fisher makes it official: Davis is the starter

**BYLINE:** Jim Thomas, St. Louis Post-Dispatch

**DATE:** October 2, 2014

With the bye week come and gone, and 13 weeks of uninterrupted football ahead for the Rams, coach Jeff Fisher felt it was time to make things official.

He called quarterbacks Austin Davis and Shaun Hill separately into his office Wednesday morning, telling Davis he was starting and Hill he was not.

It was absolutely no surprise to Rams Park regulars. Not only has Davis played well — surprisingly well — in his starts against Tampa Bay and Dallas, but he has been getting basically all the reps with the starters all along.

Those two facts spoke volumes, and meant more than anything Fisher put out for public consumption. Fisher didn't have a change of heart, or realize the error of his ways. There was no error in his ways; Davis simply played too well to go back to the bench once Hill was healthy.

Fisher tries to be very loyal to his players; the last thing he wants to do is react in knee-jerk fashion to everything that happens on the football field, good or bad. He pretty much had his mind made up on Davis after the Tampa Bay game, but wanted to see a little more.

He saw much more than a "little more" against Dallas. So after getting Davis a couple more practices with the starting offense during the bye week, and with Hill healthy from the quad strain he suffered in the opener against Minnesota, Fisher went public with his decision: In Austin We Trust.

"We're going to go ahead and start Austin for the remainder of the season," Fisher said after Wednesday's practice. "It's not that Shaun lost the job, it's that Austin earned an opportunity to keep it.

"Shaun understands, he's a team player, he's ready to come in at a moment's notice. He is healthy enough to play this week."

As might be expected, Hill wasn't doing cartwheels over Wednesday's developments. But true to form, he uttered no complaints.

"Obviously, it's frustrating," Hill said. "But I understand it. (Fisher)'s got a decision to make, and made a decision based on what he felt was best for the team. The team comes first. I'm a professional, I'll come to work every day, and continue to try to help this team any way I can."

At age 34, Hill had a rare chance to start all 16 games for the Rams following Sam Bradford's season-ending knee injury against Cleveland in the third preseason game. But then came the quad injury against the Vikings.

"It's a tough league, for tough-minded people," Hill said. "And I put myself in that category."

Hill said he could sense this was coming during the bye-week practices. Probably because Davis continued to get all the reps.

As for Davis, his increasingly incredible journey continues. Twelve months ago, he was a voluntary high school football coach at Westminster Christian Academy in suburban St. Louis. Six weeks ago, he was the Rams' fourth-string quarterback, uncertain if he would make it to September.

Now, he's the starter. And not just a week-to-week starter.

"My parting comments with Austin was I told him not to look over his shoulders," Fisher said. "So he's gonna take this team and run with it."

And that meant a lot to Davis, 25.

"Obviously, I'm excited for the opportunity," Davis said. "Coach Fish was very adamant not to look over my shoulder. We all kind of know his philosophy. He picks the guy and he sticks with him."



Fisher tried to stick with Hill, but saw too much from Davis.

"I have to do what's best for the football team, and in my opinion (Davis starting) is what's best for the football team," Fisher said. "We brought Shaun in here to back up, and I had all the confidence in the world in him."

"Who knows what would've happened had he not pulled his quad in Week 1? But you can't go there right now. You have to base these decisions on what's in front of us and what's happened just recently."

What's happened recently is Davis guided the Rams to a 19-17 comeback victory at Tampa in Game 2, making several clutch throws in the fourth quarter of a see-saw contest. Against Dallas, Davis tossed three touchdown passes, threw for 327 yards, and helped the Rams pile up 448 yards — their highest total in a regulation contest in 30 games.

Davis leads the NFL in completion percentage (72.3) and ranks sixth in yards per attempt (8.02). How do you turn your back on that? The answer is: You don't.

"Really nothing changes for me," Davis said. "I don't want to get to the mindset of looking ahead. We'll just keep doing what we're doing, take one game at a time, and I think it'll be much more manageable that way."

Davis was barely out of his meeting with Fisher when he told his wife. "She likes to hear the news first," Davis said, smiling. "She's excited, but she knows it brings on a little more responsibility."

Davis' teammates were anything but surprised, and totally supportive, when quizzed about the QB news.

"I think he's earned the opportunity," wide receiver Austin Pettis said. "I think Coach is right to continue with him. He's got the hot hand right now. So we just ride him out, and see how well he can keep on doing."

And from Kenny Britt: "As a receiver group, we're definitely comfortable with him back there, and him in the huddle. From the first and second (starts) you could tell that his confidence level was out of the roof. He's taken control in the huddle. So we're behind him 100 percent."



## ST. LOUIS RAMS FEATURE CLIPS

---

**TITLE:** Jeff Fisher's mettle lifts St. Louis to big win over Seahawks

**BYLINE:** Michael Silver, NFL.com

**DATE:** October 20, 2014

The climax was playing out like another Edward Jones Dome nightmare, the home team on the verge of surrendering what was left of a once-healthy advantage and suffering another disheartening defeat.

Like everyone in the stadium Sunday, not to mention millions of television viewers, St. Louis Rams coach Jeff Fisher could see the way this one was heading, what with his win-starved team clinging to a two-point lead and about to punt the ball back to the Seattle Seahawks and their red-hot quarterback, Russell Wilson, from deep in its own territory with just under three minutes remaining.

It was the perfect time for a stunning plot twist -- and who better to provide one than The 'Stache?

In January of 2000, Fisher brought us The Music City Miracle, giving his Tennessee Titans an unfathomable playoff victory over the Buffalo Bills.

Last May, Fisher electrified the Rams' unsuspecting draft room -- and made an historic move no one saw coming -- when he selected Michael Sam, who was bidding to become the NFL's first openly gay player.

At Sunday's pivotal moment, as is his custom, Fisher kept even his closest confidantes in the dark. When he sent in the fake-punt call on fourth-and-3 from the Rams' 18, only a dozen others were in on the audacious ploy: special teams coach John Fassel and the 11 men in the huddle.

Music City Miracle, meet the St. Louis Surprise.

Punter Johnny Hekker took the snap, waited for Benny Cunningham to flash open on the left and delivered a short pass that the running back caught and turned into an 18-yard gain. The Rams (2-4) would get another first down and kill the clock -- though not until sweating out a Tre Mason fumble and ensuing scrum -- to close out a 28-26 victory over the defending Super Bowl champs.

It's not too much of a stretch to say that the Rams, who've struggled in the wake of quarterback Sam Bradford's second torn ACL in less than a year, may have salvaged their season by upsetting the Seahawks (3-3). Having blown leads of 21 (to the Dallas Cowboys) and 14 (to the San Francisco 49ers) in their previous two home games, the notion of squandering a 21-3 edge to Seattle was one that Fisher couldn't stomach.

In fact, before the Rams ran their first-down play from their own 11 on that final possession, Fisher approached Fassel and told him to "make sure (Hekker's) ready" because a fake punt might be in the works on fourth down.

"They had such momentum," Fisher explained on his drive home from the Dome, his voice a mixture of relief and excitement. "And look -- Russell Wilson's really good. We had them down, and he took it over. So no, we wanted no part of him at the end."

Wilson, in the wake of a wild week that featured the stunning trade of playmaker Percy Harvin to the New York Jets and a broken foot suffered by fullback Derrick Coleman in pregame warmups, was superlative in the second half, finishing with 313 passing yards and 106 rushing yards on seven carries. Game manager? Yeah, right.

St. Louis, riding with a pair of former third-stringers in the backfield -- quarterback Austin Davis (18 of 21, 152 yards, two touchdowns, no interceptions) and Mason (18 carries, 85 yards, one TD) -- needed a full-squad effort to prevail.

And, amazingly, the fake punt wasn't even St. Louis' most impressive special-teams stunt. That came midway through the second quarter when the Seahawks, trailing 14-3, punted from their own 49 -- and the Rams countered with a well-rehearsed ensemble performance that turned deception into an art form.

With Jon Ryan's high punt sailing toward the right (from the Rams' perspective) sideline, return man Tavon Austin and nine other Rams drifted to the left to set up a phantom runback. As Austin pretended to



wait for a ball that was headed to the opposite hash mark, the Seahawks dutifully followed, buying the ruse even as he fell backward for effect, presumably gunning for that Oscar nomination.

Meanwhile, Rams receiver Stedman Bailey tracked the ball, made a nice over-the-shoulder catch and, still largely undetected, turned and raced down the right sideline for a 90-yard score.

“What you have to understand is that they’re so good on special teams, and that’s what allowed us to run that play,” Fisher said. “Their punter is money -- we knew if they were between the 45-yard lines he’d hit it end over end with great hang time, and put it on the numbers. We needed the kind of kick that would (theoretically) force a fair catch, and we knew he’d give it to us, and that’s why it worked.

“We scripted that play in practice and ran it over and over, and it pretty much played out that way. Tavon did a little too much -- the falling over backwards, I don’t know where he gets that -- but Sted made a sweet catch, and then we got him some help and pulled it off.”

Facing the prospect of having to defend Wilson on a potential game-winning drive, the Rams needed just a little bit of help -- and Fisher gave it to them, in the form of the Hekker to Cunningham completion that might have kept their playoff dreams flickering.

“Hey,” Fisher said, “whatever it takes.”

For this team, at this moment, it’s a legitimate mantra -- and there’s nothing fake about it.



## ST. LOUIS RAMS FEATURE CLIPS

---

**TITLE:** Hayes ready to step in for his friend, Long

**BYLINE:** Nick Wagoner, ESPN.com

**DATE:** September 12, 2014

St. Louis Rams defensive lineman William Hayes was a hit in the team's locker room from the day he first arrived in St. Louis back in 2012. He immediately grew close with most of his teammates, especially on the defensive line.

In his nearly three years with the Rams, there's nobody Hayes has grown closer to than fellow defensive end Chris Long. When the news came Wednesday that Long would need ankle surgery that would keep him out for eight to 10 weeks, nobody took the news harder than Hayes.

"He's one of my closest friends on the team so it's kind of hard when you hear he is not going to be here but we've got a next-man-up philosophy around here," Hayes said.

As it turns out, the next man up in Long's absence is Hayes. In Hayes, Long's left defensive end spot lands in more than capable hands. Amongst the free agents whiffs the Rams have had since coach Jeff Fisher and general manager Les Snead took over, Hayes has been on the opposite end of the spectrum as a true diamond in the rough find.

Hayes first signed with the Rams in 2012, following Fisher to St. Louis from Tennessee, where he was once a fourth-round pick out of Winston-Salem State. In the time since, he's become the defensive line's ultimate Swiss Army Knife, providing a stout presence against the run from his end position while offering pass rush ability from the interior.

Over those two seasons in St. Louis, Hayes has 63 tackles and 12 sacks while working in a reserve role.

The other side to Long's absence is the loss of his fiery brand of leadership. That's another area where Hayes can help provide some cover. Most of the other defensive linemen tend to err on the quiet side but Hayes is the same player who smashed a mirror in the team's locker room after last season's loss to Tennessee, a blow that led to him getting stitches in his arm.

Even without Long, the Rams are confident in what Hayes brings to the table.

"We know that Will Hayes can get the job done," defensive tackle Kendall Langford said. "Whoever we put out there on the field, we are a brotherhood of men and we trust in each other that we'll get the job done. I don't think it will be a drop off."

While Hayes figures to get the first shot at replacing Long, it's important to note that it will take more than just one player to fill the void. Hayes is still working his way back into football shape from a trio of offseason surgeries, the most serious of which was a hip procedure. He did not play in any preseason games and was admittedly rusty in his return to game action last week.

Likewise, the Rams would like to limit his snaps when possible to keep him fresh, as evidenced by his 27 snaps against Minnesota last week. That means the Rams will turn to fellow veteran backup Eugene Sims and undrafted rookie Ethan Westbrooks to ease the burden.

For his part, the always motivated Hayes has even more motivation to play well in Long's stead. He's replacing a good player but an even better friend.

"I hate the idea that Chris got hurt but at the end of the day, things happen and the next man has to step up," Hayes said. "I just don't want to be a drop off this week, that's one of the big things. I feel like he would be disappointed in me if I was to go out there this week and just really [struggle]."



## ST. LOUIS RAMS FEATURE CLIPS

---

**TITLE:** Rams' McSafeties getting their act down

**BYLINE:** Jim Thomas, St. Louis Post-Dispatch

**DATE:** September 17, 2014

That little shimmy by free safety Rodney McLeod after his second-quarter interception was no impromptu celebration. "It's just a little dance that me and T.J. (McDonald) put together right before the game," he said.

Apparently, it's part of the weekly pregame ritual for the Rams' McSafeties. It's all about being prepared for success. "If we make plays, this is what we're gonna do today," McLeod explained. "It's just something that we've got going on."

McLeod told McDonald before Sunday's 19-17 victory over Tampa Bay that he was going to get an interception. Hard to explain but he just had that feeling.

"I thought if we got good pressure on (Josh) McCown, he'd most likely to throw one up," McLeod said. McCown, the Tampa Bay quarterback, did just that early in the second quarter of a 7-7 game. The Bucs were knocking on the door with a first-and-goal from the St. Louis 9.

But linebacker Jo-Lonn Dunbar flushed McCown out of the pocket on a blitz, and then linebacker James Laurinaitis came bearing down on McCown. Instead of taking the sack, or throwing the ball away, McCown threw it up for grabs in the general direction of wide receiver Vincent Jackson.

There was just one problem with that decision: Jackson was being double-covered, with cornerback Janoris Jenkins behind him and McLeod in front.

"He did a crossing route," McLeod said. "Basically I just read the quarterback. He made a bad decision and James got good pressure on him."

It wasn't an easy interception. The ball was thrown low and away, and McLeod lunged to keep it off the ground. "Gotta give credit to the hands, the gloves. Fresh gloves," McLeod said, laughing. McLeod wears a new set of gloves each week on game day.

"That was a big point (in the game)," McDonald said of his teammate's play. "They were close to scoring, we don't give up any points. We give the ball back to our offense, get a lot of juice, a little momentum going."

It marked the first interception, and only takeaway, for the Rams this season. Without McLeod's INT, the third of his three-year NFL career, the outcome might've been different. Even if Tampa had to settle for a field goal, that might have been enough in what turned out to be a two-point game.

McLeod joined the Rams in 2012, the first year of the Jeff Fisher-Les Snead regime, as an undrafted rookie out of Virginia. He led the Rams in special teams tackles that year (16), then took advantage of preseason injuries to Darian Stewart to earn a job at safety in 2013. He started all 16 games, recording 87 tackles and two interceptions.

Even so, the general consensus this past offseason was that the Rams needed to upgrade the position, find a free safety with more range.

Granted, it's just two games into the season, but McLeod is proving doubters wrong. He has shown improved range and has taken quickly to defensive coordinator Greg Williams' system.

"I think it just comes with experience, and the coaching we get from OTAs to training camp with Gregg coming in, and Chuck (Cecil), and all those guys just getting us right," McLeod said.

Cecil is the Rams' secondary coach.

Even before the start of the regular season, Williams has been impressed with McLeod.



“Rodney has just been one of the most pleasant surprises for me — his instincts on playing the free safety position,” Williams told the Post-Dispatch in a late-August interview.

“Chuck Cecil did a good job talking to me about him when I first got here. Chuck was very high on him and wanted me to make sure that I was patient with the evaluation process on him. I think Rodney does a phenomenal job on picking up the nuances of how we want our safeties to play.”

Williams continued: “The free safety and the middle linebacker have to be a direct extension of the play-caller and what we do. He’s sharp intellectually. He’s sharp in big-picture understanding of the game.”

An added bonus is that McLeod has become a more aggressive tackler this season than he showed previously, whether it be in coverage or in run support.

“I just think it’s the mentality that Gregg instilled in us from Day 1,” McLeod. “You know the mentality that he has.”

Yeah, if you’re coming in this neighborhood, you’re going to have to pay a toll.

“There’s been nothing but good stuff going on from Day 1 in this system,” McLeod said.

It’s a system not too different from the scheme run in 2012, when Williams was serving his one-year “Bountygate” suspension and his son Blake was de facto defensive coordinator.

Now in their second season starting together, McLeod and strong safety McDonald are developing a good rapport on the field.

They complement each other well, with McLeod usually playing deep in coverage, and McDonald frequently playing near the line of scrimmage, or blitzing, or covering tight ends.

“With T.J., what I don’t have, he has,” McLeod said. “We just work well together. It just works out.” Fisher likes the way things are working out so far.

“Both the safeties have played very well the last two weeks,” Fisher said. “Now, we missed some tackles, but everybody’s going to miss tackles. ... But I think considering where we were last year, they’ve come a long, long way. I’m happy for them.”





## ST. LOUIS RAMS FEATURE CLIPS

---

**TITLE:** 'Mountaineer' play special to Bailey

**BYLINE:** Joe Lyons, St. Louis Post-Dispatch

**DATE:** October 20, 2014

Rams receiver Stedman Bailey isn't likely to forget his first career punt return. And neither will anyone else who watched it Sunday as the Rams defeated the Seattle Seahawks 28-26 at the Edward Jones Dome.

With the Rams up 14-3 midway through the second quarter and Seattle punting from its own 49, Rams special teams coordinator John Fassel called for "Mountaineer."

"It's a designed play that we actually put in this week," Bailey explained. "Coach Bones (Fassel) saw the Bears try it a few years back — it worked for them, too, but it was called back on a penalty. He noticed that when (Seattle's) punter tried to sky it, to pin us deep, the punt always ended up in pretty much the same spot."

So with almost all of the Rams, including return man Tavon Austin, racing toward the left sideline — and drawing the pursuit of the the Seahawks — Bailey peeled off from his spot on the opposite side of the field, came up with an over-the-shoulder catch, turned and raced 90 yards down the sideline for a touchdown that pushed the Rams' lead to 21-3.

"Just a dream come true, really," said Bailey, who had never fielded a punt in a game before. "Honestly didn't think it'd work as well as it did, but our guys, especially Tavon, did a great job of selling it. They all went to the right and (the Seahawks) went that way, too."

"I caught the ball, turned around and saw a lot of green grass and a couple of our guys in front of me. Then I just ran for my life."

The misdirection could not have worked any better.

"We practiced it all week," tight end and special teamer Cory Harkey said. "When the coaches dialed it up, we were all pretty pumped."

Running back and special teamer Chase Reynolds agreed: "When we watched the tape and saw everybody from the coverage team drawn away from the ball, it was crazy. It seemed like my guy was thinking about going to the left, so I really had to overplay to the right and he ended up following. Their guys just kind of followed the herd, I guess."

"It seemed like everything on that play came together for us and 'Sted' did the rest."

Rams coach Jeff Fisher said he discussed the play with Fassel on Wednesday, worked on it through the rest of the week and decided to give it a shot with 7:24 to play before halftime.

"It was an automatic based on field position," Fisher said. "When they saw Tavon running over, they probably thought the ball was mis-hit. The down side was that (Bailey) doesn't catch it, the ball goes in the end zone (and) it's a touchback or it's downed. The up side was we felt like if (Bailey) was able to field it, then we had a chance to probably put some points on the board."

Bailey credited fellow ex-University of West Virginia Mountaineer Austin for making the play work, while Austin deflected the praise to Fassel.

"I feel like we have the best special teams coach in the NFL," Austin said. "He drew it up and got us to believe it could work. Everybody worked together to make it work and 'Sted' finished it off with a great return."

But the "Mountaineer" return wasn't the only game-changing effort turned in by the Rams special teams on Sunday.

After Seattle opened the scoring with a Steven Hauschka field goal, Benny Cunningham returned the ensuing kickoff 75 yards to the Seahawks' 31. Six plays later, rookie Tre Mason picked up his first NFL touchdown with a 6-yard scoring run.

"Tre got the first defender, giving me a chance to make a move, and the next thing I remember is Cody Davis making a block that opened up some more space. From there, I just took it as far as I could," Cunningham said. "Any time you can make play like that, a play that can provide a spark for the offense, it feels incredible."



Cunningham, who led the Rams in receiving with five catches for 46 yards, hauled in a 5-yard pass from Austin Davis for a second-quarter touchdown that put the Rams on top 14-3 and added a 18-yard catch on a pass from punter Johnny Hekker on a fourth-and-3 fake from the Rams' 18 with just under three minutes left. That allowed the Rams to keep the ball and eventually close out the two-point victory over the reigning Super Bowl champs.

"You have to tip your hat to Coach Fisher for having the (guts) to make tough calls like that, knowing the game was on the line," Bailey said. "He showed faith in us and we went out and we executed."

Cunningham said the pass from Hekker, with Bailey and Reynolds running clear-out routes, is one that is practiced regularly at Rams Park.

"Johnny and I stay after practice to work on that play — 10 reps, five to each side of the field," Cunningham said. "I think it's great that the coaches had faith in us to try something like that."

Cunningham felt like Sunday's special-teams' effort was owed to Fassel.

"It's a proud moment when you can go out and make plays for a coach who works so hard for you," the second-year pro from Middle Tennessee State said.



## ST. LOUIS RAMS FEATURE CLIPS

---

**TITLE:** Harkey's toughness energizes Rams

**BYLINE:** Nick Wagoner, ESPN.com

**DATE:** September 17, 2014

The St. Louis Rams have already lost key players such as quarterback Sam Bradford, and defensive end Chris Long to serious injuries that will require rehabilitation.

Bradford is out for the season with a knee injury, and Long is on injured reserve but designated to return after ankle surgery. But neither of those injuries looked as bad when they happened as the one tight end Cory Harkey suffered on Sunday in Tampa Bay.

Late in the third quarter, Harkey caught a pass from quarterback Austin Davis in the left flat, but Tampa Bay safety Dashon Goldson quickly closed in on Harkey and hit him square in the left knee. Harkey managed to limp off the field, but the hit looked bad enough that it could keep him out for a long time.

"That was a rough hit," Rams coach Jeff Fisher said. "Now when you saw it, that's a byproduct of the league and the rule changes. Goldson's a good football player, and that's one that you just don't like to see. We feared, I feared for the worst on it until he got to the sideline."

For his part, Harkey said even he was shaken up by the hit.

"Obviously, it was a shock. It was scary, but I knew once I was able to get up and kind of walk off that I was going to be OK, which is a good thing," Harkey said. "And God is looking out for me. But yeah, it was scary."

When Harkey returned to the sideline, he wasted no time lobbying to return to the game, a campaign that proved successful. He was on the field on the next drive and caught a pass for 6 yards about 15 minutes (in game time) after taking the hit.

That Harkey returned and contributed was a surprise to everyone except those who have seen him go from undrafted rookie to a valuable, multipurpose piece of the offense -- and one of the team's resident tough guys.

"We knew, we knew Cory was a tough guy," Fisher said. "He loves the game, and the docs felt structurally he was going to be okay. We were going to change some personnel groups and Cory said, 'No, don't change them. I'm going back in,' so very impressed with him."



## ST. LOUIS RAMS FEATURE CLIPS

---

**TITLE:** Westbrooks getting his feet wet on defense

**BYLINE:** Jim Thomas, St. Louis Post-Dispatch

**DATE:** September 25, 2014

Even when he was inactive for the season opener against Minnesota, undrafted rookie Ethan Westbrooks tried to make the most of the opportunity to be on an NFL sideline.

"It's not like you've got your piña colada and cigar just enjoying life," Westbrooks said. "It's definitely still a work day."

So he took mental reps on what was happening that day, and went over his keys from the practice week to see if they held up during the actual game.

Even if he had a piña colada and cigar working that day, he'd have had to put them down. Because of defensive end Chris Long's foot injury, Westbrooks was fast-forwarded into the line rotation against Tampa Bay and Dallas.

"He's averaging 15-20 plays a game, which is good," coach Jeff Fisher said. "He'll help keep Will (Hayes) fresh, and we need that."

Westbrooks was in for 16 plays against the Cowboys and 17 in Game 2 against Tampa — roughly 30 percent of the defensive snaps in both games. He had one tackle against Tampa, and was credited with four tackles — including one for loss — against Dallas.

"He's coming along," Fisher said. "He's got the versatility. We didn't move him around inside like we did in the preseason but Mike (Waufle)'s done a good job with him."

Waufle is the Rams' defensive line coach. Westbrooks, a raw but talented prospect from NCAA Division II West Texas A&M, probably would've been on the pregame inactive list much of the 2014 season after beating out Missouri's Michael Sam for the final spot on the 53-man roster coming out of the preseason.

But Long's injury has accelerated the learning process.

"It's been good; just continuing to learn new things," Westbrooks said. "I'm getting more acclimated with the whole defense, the speed of the game. Really starting to put an emphasis on my technique from Coach Wauf and Chris. Even though he's out, Chris has been helping me a tremendous amount in the room and on the field."



## ST. LOUIS RAMS FEATURE CLIPS

---

**TITLE:** Rams' Donald off to a promising start

**BYLINE:** Joe Lyons, St. Louis Post-Dispatch

**DATE:** September 26, 2014

It's only three games, but it's safe to say that Rams rookie defensive tackle Aaron Donald has made a favorable first impression.

Selected with the 13th overall pick in May, the 6-foot-1, 285-pounder from the University of Pittsburgh ranks second among the team's defensive linemen with 16 overall tackles. He also has a sack and three tackles for loss.

"I've been able to make a few plays, which is good, but my focus is still working every day to try and get better," Donald said following practice earlier this week. "The game at this level is faster, much faster, and the guys you're playing against are a lot better. The offensive linemen are a lot more athletic and can move a lot better.

"The big thing for me, I think, is working to become more consistent."

Fellow defensive tackle Kendall Langford, in his seventh season, has been impressed by Donald.

"We knew he was a guy who'd won numerous awards in college; we knew he was a football player," Langford said. "His first step, his quickness off the ball, is unbelievable, and he's also strong. He's just a good football player.

"And he's stepped right in. For a lot of guys making the step from college, there's an adjustment period. But Aaron came in and just kept it going."

Donald said that being accepted right away by the defensive line made him feel comfortable — and responsible.

"When I go out there, I have to show up. I want to make plays," the 23-year-old said. "I'm learning a lot from the guys around me and I want those guys to know that they can count on me and trust me to go out and do my job."



## ST. LOUIS RAMS FEATURE CLIPS

---

**TITLE:** Tick bite sent Rams' Wells to intensive care

**BYLINE:** Jim Thomas, St. Louis Post-Dispatch

**DATE:** September 30, 2014

Center Scott Wells didn't finish the final week of Rams practices in June, then missed a good portion of training camp. It was thought that he had some kind of virus, and lost some weight.

Turns out it was much worse than that, and could have been fatal had it not been treated in time.

"I had a bacterial infection from a tick bite," Wells told the Post-Dispatch. "It's called ehrlichia. It's similar to Rocky Mountain Spotted Fever. I was in intensive care for four days that last week" of offseason practices.

Wells said it started with flu symptoms, then the illness escalated quickly.

"At first, it seemed like a head cold," Wells said. "Congestion. I had an ear that was stopped up, but it wasn't infected. I would have night sweats, chills, body aches — all the same things consistent with the flu. But it wasn't flu season."

He was being treated for the symptoms, basically as if it were some sort of virus or flu. But when Wells' urine was brown — dark brown — he knew something was wrong.

He was admitted to a hospital for tests on the Wednesday afternoon of the last week of practices in June.

"Wednesday night I was put in ICU," Wells said. "From the way (doctors) explained it to me, it attacks your bone marrow and starts to shut down your immune system so you can't fight it off. Then your organs start to shut down trying to fight it off.

"So it went from what seemed to be just a cold virus, flu-like symptoms, to really sick really fast."

According to the Centers for Disease Control and Prevention, the fatality rate for ehrlichia is 1.8 percent — or nearly one in 50.

Even before the blood test results came back, he was given antibiotics to treat ehrlichia. On the second day of receiving antibiotics, Wells said his temperature reached 104.5 degrees

"Then it came down pretty fast," he said. "I was on antibiotics for another 10 days. The antibiotics made everything taste funny. So I didn't have an appetite, lost a whole bunch of weight in the hospital."

Wells dropped 20 pounds during the four days he was in the hospital.

People often think of tick bites occurring in the outdoors.

Not necessarily so.

We spray our yard, and our pets weren't at home," Wells said. "They were back in Tennessee (which is where Wells is from). I mean, you can get a tick anywhere. You can get a tick in a grocery store. And the one that causes this is a small tick. They said it's like a freckle when they bite you. Half the people that get it don't even recognize it. They never find it."

Once training camp started, the Rams took a cautious approach to working Wells back into the practice routine and into preseason action because he had lost all that weight just a month before the start of camp.

"It took some time to gain the weight back," Wells said. "I was in great shape when I got sick, and the doctor said that's what helped me get through it. But I'm healthy now. I'm fine now. There's no residual long-term effects from it. Everything is normal."

Because of the severity and the unusual nature of the illness, Rams coach Jeff Fisher didn't want to reveal the information, basically leaving that up to Wells.



Now that he has been back in the lineup for the first three games of the regular season, Wells had no problem speaking of his ordeal.

“To me it’s important to educate the public on this, because everybody knows (tick bites) exist,” Wells said. “But until you’re hit with it, you don’t really understand how significant it is.

“It changed my whole perspective. If any of my kids, anybody I know, gets flu symptoms and it’s not flu season, check it out. Because you’d rather know early than late.”

For Wells, it was another setback — a potentially life-threatening setback — since signing a free-agent contract with the team before the 2012 season.

Wells, who had been durable during his time in Green Bay, suffered a fractured fibula last Dec. 1, missing the final four games of the season.

In 2012, a broken foot in the season opener sidelined Wells for nine games.

This summer’s tick-borne illness resulted in Wells sitting out the exhibition opener, although he did play in Game 2 (against Green Bay) and Game 3 (Cleveland) of the preseason.



## ST. LOUIS RAMS FEATURE CLIPS

---

**TITLE:** Tre Mason adds to Rams' running back committee

**BYLINE:** Nick Wagoner, ESPN.com

**DATE:** October 17, 2014

By his count, it had been 10 months since St. Louis Rams running back Tre Mason had played in a regular-season football game.

So when the opportunity finally presented itself on Monday night against the San Francisco 49ers, Mason made the most of his limited chances.

"It was great to be out there the other night, get my feet wet and get back to playing football," Mason said. "It was pretty frustrating, but I do what I'm told. I just had to wait it out. It was waiting, and then it was time. It was time, my name was called, and I had to show what I could do."

With special teamer/running back Chase Reynolds out because of a hip ailment, Mason found himself on the active game day roster for the first time in his young career. The Rams didn't have grand plans for him, but they wanted to work him in the mix with fellow backs Zac Stacy, Benny Cunningham and receiver Tavon Austin.

Mason played nine snaps but got to touch the ball on six of them and made something positive happen on nearly all of those half-dozen touches. He finished with five carries for 40 yards and added another catch for 12 more yards. His 24-yard run early in the game was the Rams' first rush of 20 more yards on the season and might have gone longer had Mason not run into receiver Brian Quick.

"I liked the way he handled his first opportunity and made some explosive plays," coach Jeff Fisher said.

Of course, Mason didn't make it through without at least one noticeable hiccup. As you'd expect from a player who hadn't played much in the first four games largely because he wasn't up to speed in pass protection, Mason missed on one of his chances in pass protection.

But Mason says he's progressed quite a bit in that area from the time he left Auburn, where he was rarely asked to pickup blitzes.

"I came a long way," Mason said. "Most of the time you probably weren't asked to do much in college and stuff like that so it will probably be something they have to key on when they get here but definitely attack it."

"I'm getting a hold of things and knowing my targets and where to be. It's getting a lot easier. The game is slowing down, and I'm ready to roll."

That part of the game will be important for Mason moving forward. Earning the trust of the coaching staff for something like pass protection goes a long way in determining how many snaps a running back will get on game day. Even more important, if a team knows a back is not capable of holding up in pass protection, it can telegraph what the offense is trying to do.

"It's critical, obviously, got to be able [to be] in there in both situations," offensive coordinator Brian Schottenheimer said. "We certainly have that ability with Tre. We trust him. Again, he's really gotten better. If you can only do one thing then certainly it's a big tell for the defense. He's a guy that wasn't asked to do that a whole lot at Auburn, but he's picked it up in a hurry working with [running backs] Coach [Ben] Sirmans. Again, it's easier in a classroom than when you've got people moving around, that's the hard part."

But even with a miscue or two in pass protection, there's no denying that Mason was the most effective of the Rams' running backs against the Niners. Adding Mason to the mix, the Rams have now offered at least a handful of carries to Stacy, Cunningham, Austin, Trey Watts and Mason. That approach hasn't been an overwhelming success for a run game that ranks 18th in yards per game (106) and 19th in yards per rush (4.14).

Stacy's 19 carries against Tampa Bay in Week 2 are the most by a Rams runner this year, and aside from that, no back has had more than a dozen opportunities in a game. Earlier this week, Fisher said he was OK with continuing the running-back-by-committee approach. Schottenheimer echoed those sentiments with a caveat.





Now that he has been back in the lineup for the first three games of the regular season, Wells had no problem speaking of his ordeal.

“To me it’s important to educate the public on this, because everybody knows (tick bites) exist,” Wells said. “But until you’re hit with it, you don’t really understand how significant it is.

“It changed my whole perspective. If any of my kids, anybody I know, gets flu symptoms and it’s not flu season, check it out. Because you’d rather know early than late.”

For Wells, it was another setback — a potentially life-threatening setback — since signing a free-agent contract with the team before the 2012 season.

Wells, who had been durable during his time in Green Bay, suffered a fractured fibula last Dec. 1, missing the final four games of the season.

In 2012, a broken foot in the season opener sidelined Wells for nine games.

This summer’s tick-borne illness resulted in Wells sitting out the exhibition opener, although he did play in Game 2 (against Green Bay) and Game 3 (Cleveland) of the preseason.