

S T . L O U I S R A M S



2 0 1 4

R A M S V S C A R D I N A L S
W E E K 1 0





WEEK 10

St. Louis Rams (3-5) at Arizona Cardinals (7-1)

Sunday, November 9, 2014 • University of Phoenix Stadium • 3:25 p.m. CT



2014 SCHEDULE

Sept. 7	Minnesota	L, 34-6
Sept. 14	@ Tampa Bay	W, 19-17
Sept. 21	Dallas	L, 34-31
Sept. 28	BYE	
Oct. 5	@ Philadelphia	L, 34-28
Oct. 13	San Francisco (Mon.)	L, 31-17
Oct. 19	Seattle	W, 28-26
Oct. 26	@ Kansas City	L, 34-7
Nov. 2	@ San Francisco	W, 13-10
Nov. 9	@ Arizona	3:25 p.m. Fox
Nov. 16	Denver	Noon CBS
Nov. 23	@ San Diego	3:05 p.m. Fox
Nov. 30	Oakland	Noon CBS
Dec. 7	@ Washington	Noon Fox
Dec. 11	Arizona (Thurs.)	7:25 p.m. NFLN
Dec. 21	New York Giants	3:05 p.m. Fox
Dec. 28	@ Seattle	3:25 p.m. Fox

RAMS MEDIA HUB

Visit the Rams Newsroom and media website at media.stlouisrams.com and follow us @StLouisRams

MEDIA AVAILABILITY

WED., NOV. 5	Practice 2:30 - 4:30 p.m. Coach Fisher, QB A.Davis Available Open Locker Room: 4:40 - 5:30 p.m. Conf. Calls: Coach B. Arians - 9:25 a.m. C. Palmer - 1:20 p.m.
THURS., NOV. 6	Practice 2:50 - 5 p.m. Coach Fisher, Offensive Coordinator Brian Schottenheimer Available Open Locker Room: 5:15 - 6 p.m.
FRI., NOV. 7	Practice 11:25 - 1 p.m. Coach Fisher, Defensive Coordinator Gregg Williams Available Open Locker Room: 1 - 1:45 p.m.
SAT., NOV. 8	No Availability
SUN., NOV. 9	Rams vs. Cardinals 3:25 p.m. Central - Univ. of Phoenix Stadium
MON., NOV. 10	Jeff Fisher News Conference - 5 p.m.

RAMS FINISH ROAD SWING IN ARIZONA



DT Aaron Donald

The St. Louis Rams stay in NFC West play for a second straight week as they wrap up a series of three-consecutive road games with a trip to Phoenix to face the Arizona Cardinals.

The Rams own a 36-34-2 advantage in the all-time series with the Cardinals, one that dates back to the Rams' inaugural season of 1937. Last year, the Rams and Cardinals split their two meetings with each team winning at home.

St. Louis is coming off a 13-10 win at San Francisco in which the Rams defense turned in their best performance of the season. The Rams held the 49ers to just 80 yards rushing while recording eight sacks of QB Colin Kaepernick. DT Aaron Donald continued his stellar rookie season with a sack last week.

RAMS PUBLIC RELATIONS

ARTIS TWYMAN:	SENIOR DIRECTOR, COMMUNICATIONS ATwyman@Rams.NFL.com - 314-516-8759
JULIA FARON:	MANAGER, MEDIA RELATIONS JFaron@Rams.NFL.com - 314-516-8766
CASEY PEARCE:	MANAGER, MEDIA INFORMATION CPearce@Rams.NFL.com - 314-516-8765
TIFFANY WHITE:	COMMUNICATIONS ASSISTANT TWhite@Rams.NFL.com - 314-516-8770

BROADCAST INFORMATION



TELEVISION:

FOX, KTVI 2 St. Louis

Play-By-Play: Chris Myers

Color Analyst: Ronde Barber

Sideline Reporter: Jennifer Hale



RAMS RADIO:

WXOS, 101.1 FM

Play-By-Play: Steve Savard

Color Analyst: D'Marco Farr

Sideline Reporter: Will Witherspoon



NATIONAL RADIO:

Sports USA

Play-By-Play: Larry Kahn

Color Analyst: Doug Plank

Sideline Reporter: Troy West



WEEK 10: ST. LOUIS RAMS VS ARIZONA CARDINALS



NOTABLE CONNECTIONS

Former Cardinals:

- Rams Assistant Head Coach **Dave McGinnis** was Arizona's head coach from 2000-03 and was the team's defensive coordinator from 1996-2000.
- Rams Secondary Coach **Chuck Cecil** played for the Cardinals from 1993-94.
- Rams Asst. DL Coach **Clyde Simmons** played for the Cardinals from 1994-95.
- Rams LB Coach **Frank Bush** was an assistant with Arizona from 2004-06.
- Rams **S T.J. McDonald** is the son of former Cardinals S Tim McDonald.

Former Rams:

- Cardinals **TE Darren Fells** is the brother of former Rams **TE Daniel Fells**.

Arizona Connections:

- Rams Secondary Coach **Chuck Cecil** played at the University of Arizona.
- Rams **TE Cory Harkey** is the son of Arizona Diamondbacks pitching coach Mike Harkey.

Coaching Connections:

- Rams TE Coach **Rob Boras** and Cardinals WR Coach **Darryl Drake** coached together with the Chicago Bears.
- Rams WR Coach **Ray Sherman** worked with Cardinals QB Coach **Freddie Kitchens** and Cardinals Defensive Coordinator **Todd Bowles** with the Dallas Cowboys.

NFL Teammate Connections:

- Rams **DT Kendall Langford** played for the Dolphins when Cardinals Defensive Coordinator **Todd Bowles** was the team's secondary coach and interim head coach.
- Rams Defensive Line Coach **Mike Waufle** was Cardinals **DT Tommy Kelly**'s position coach with the Oakland Raiders.
- Rams Offensive Coordinator **Brian Schottenheimer** held the same position in New York when Cardinals **CB Antonio Cromartie** played for the Jets.
- Rams **C Scott Wells** and Cardinals **LB Desmond Bishop** were teammates with the Green Bay Packers.
- Rams **QB Shaun Hill** was teammates with Cardinals **LB Larry Foote** and **QB Drew Stanton** with the Detroit Lions.
- Cardinals **LS Mike Leach** played for the Tennessee Titans when Rams Head Coach **Jeff Fisher** held the same position in Nashville.

College Teammate Connections:

- Rams **DT Michael Brockers** and **T Joe Barksdale** played with Cardinals **CB Patrick Peterson**, **DB Tyrann Mathieu** and **LB Kevin Minter** at LSU.
- Rams **LB Alec Ogletree** played with Cardinals **P Drew Butler** at Georgia.
- Rams **S Maurice Alexander** played with Cardinals **RB Kerwynn Williams** at Utah State.
- Rams **DE Robert Quinn** played with Cardinals **G Jonathan Cooper** at North Carolina.
- Rams **LB James Laurinaitis** played with Cardinals **WR/PR Ted Ginn** at Ohio State.
- Rams **LB Will Herring** played with Cardinals **CB Jerraud Powers** at Auburn.

BY THE NUMBERS

1

Number of punts Stedman Bailey has returned in his high school, collegiate and NFL career combined. His first punt return went for a 90-yard touchdown.

5

Number of rookies that started in last week's win over San Francisco: LT Greg Robinson, DT Aaron Donald, RB Tre Mason and CBs E.J. Gaines and Marcus Roberson.

4

Number of times this season the Rams have scored a touchdown on their opening drive, tied for most in the NFL.

7

Number of career fumble recoveries for LB James Laurinaitis, including one last week to preserve the win in San Francisco.

8

Number of career forced fumbles for LB Alec Ogletree, which is tied for the most in the NFL over the last two seasons.

9

Number of games in which DE Robert Quinn has recorded 1.5 sacks or more than in his career.

11

Number of career games in which P Johnny Hekker has posted a net average of 45.0 or better..

11

Number of tackles for loss by DT Aaron Donald this season. He led all of NCAA with 28.5 last year at Pittsburgh.

24

Number of yards gained by RB Tre Mason on his first carry of his NFL career, which came in Week 6.

27

Number of fake punts Jeff Fisher has called as an NFL head coach.

39.5

Number of career sacks for DE Robert Quinn after posting two last week in San Francisco.

40

Number of consecutive games in which TE Jared Cook has recorded a reception, including each of his 24 with the Rams.

40

Number of negative run plays created by the Rams defense this year, second most in the NFL.

2014 RAMS EXPECTED STARTERS

OFFENSE

WR Kenny Britt – Caught two passes, including a 21-yard touchdown, in San Francisco. Has 18 receptions for 281 on the year. Signed with the Rams as a free agent this offseason after spending five seasons with Tennessee.

LT Greg Robinson – Second overall pick in 2014 NFL Draft made first career start at left tackle last week and did not surrender a sack. Started at left guard Weeks 6-8 before moving outside. First-Team All-SEC and Second-Team All-American in final season with SEC Champion Auburn.

LG Rodger Saffold – Fifth-year pro started at left guard for fifth time this season and has three starts at right guard. Has started at four different positions in 52 career starts - 36 at LT, 7 at RG, 5 at LG and 4 at RT.

C Scott Wells – Made 127th career start in Week 9. Former Pro Bowler started first 12 games 2013 season before suffering a leg injury in Week 13 at San Francisco.

RG Davin Joseph – Started at right guard for the fifth time this season. Two-time Pro Bowler has 104 career starts, all at right guard. Ninth-year pro signed with St. Louis this summer after eight seasons in Tampa Bay.

RT Joe Barksdale – Recorded 23rd career start in Week 9. Started 13 games at RT in 2013, his second season in St. Louis. Started two games at LT in 2012. Former third-round pick of Oakland was claimed off waivers in 2012.

TE Jared Cook – Leads team with 29 rec. on the season and is second with 343 receiving yards. Caught two passes last week in San Francisco. Led Rams with 51 rec. for 671 yards and five TD receptions last season.

TE Lance Kendricks – Fourth-year pro has 17 receptions for 135 yards and 4 TDs on the year. Caught a TD pass in three-consecutive weeks (6-8) earlier this season. Had 32 receptions for 248 yards and four TDs in 2013 while recording 13 starts.

WR Tavon Austin – Caught two passes vs. 49ers and rushed twice for seven yards. Missed Week 3 contest due to knee injury. Eighth-overall selection in 2013 draft had 40 rec. for 418 yards and scored six total TDs and was named to PFWA All-Rookie Team.

QB Austin Davis – Completed 13-of-24 passes for 105 yards and a touchdown last week. Has passed for 1,785 and 11 TDs on the season. Made Rams as an undrafted rookie free agent in 2012.

RB Benny Cunningham – Has rushed for 163 yards on 40 carries and has 17 receptions on the season. Set up a Rams TD with a 75-yard kickoff return in win over Seattle and caught 18-yard pass on a fake field goal. Gained 261 yards on 47 rushes (5.6 average) as a rookie.

KEY CONTRIBUTORS

RB Tre Mason – Made first-career start last week and rushed for 65 yards on 19 carries. Rookie third-round pick has rushed for 222 yards on 49 carries on the season (4.5 average). Scored first career touchdown vs. Seattle. Was a 2013 Heisman Trophy finalist for national runner-up Auburn.

TE Cory Harkey – Bruising tight end/full back has started seven games this season and leads the way in Rams running game. Has four receptions on the season.

WR Stedman Bailey – Returned a punt 90 yards for a touchdown in Week 7 win over Seattle. Has five receptions for 60 yards on the season.

RB Zac Stacy – Has rushed for 257 yards on 66 carries this season. Also has 15 catches. Finished second among all NFL rookies with 973 yards last season, the third-highest total for a rookie in team history.

DEFENSE

LDE William Hayes – Enjoyed fourth multi-sack game of his career with 2.0 last week in San Francisco. Leads team with 18 QB pressures and has 46 tackles. Recorded 5.0 sacks in 2013.

LDT Aaron Donald – Notched third-career sack and had four QB pressures in Week 9 win. Leads team with 11 tackles for loss on the season. Second of team's two 2014 first-round picks. Outland Trophy winner and unanimous First-Team All-American last season at Pittsburgh after posting 11 sacks and 28.5 tackles for loss.

RDT Michael Brockers – Posted five tackles one sack and a QB pressure last week. Recorded a career-high 5.5 sacks and led all Rams defensive linemen with 75 tackles in 2013.

RDE Robert Quinn – Has posted 5.0 sacks in last three games, including back-to-back games with 2.0 and a forced fumble. Named to the Pro Bowl and First-Team All-Pro after setting a new Rams record with 19.0 sacks last season.

LLB Alec Ogletree – Second amongst Rams with 79 tackles on the year. Has two forced fumbles. Led Rams with 155 tackles in 2013, most by a rookie in team history.

MLB James Laurinaitis – Leads Rams with 84 tackles after posting 10 vs. 49ers. Had first sack of the season last week. Finished 2013 ranked second among Rams with 144 tackles, his fifth-consecutive 100-tackle campaign.

RLB Jo-Lonn Dunbar – Posted five tackles in Week 9 to give him 45 total stops on the season. Recorded 54 tackles in 12 games in 2013.

LCB E.J. Gaines – Has started all eight games and leads Rams with six pass breakups. Recorded first career interception and recovered a fumble vs. Philadelphia. Sixth-round pick recorded five interceptions and was First-Team All-SEC as a senior at Missouri in 2013.

RCB Janoris Jenkins – Has 33 tackles on the season. Missed last two weeks due to knee injury. Scored fifth career touchdown on 25-yard interception return in Week 3 vs. Dallas. Led team with 18 pass breakups in 2013.

SS T.J. McDonald – Third among Rams with 70 tackles on the season after posting six vs. 49ers. Tallied a career-high 17 tackles vs. Philadelphia. Blocked a punt and field goal in win over Tampa. In 2013, posted 56 tackles, one sack, one interception and three passes defended as a rookie.

FS Rodney McLeod – Recorded eight tackles vs. San Francisco. Intercepted a pass in win over Tampa Bay. Led Rams with nine tackles in Week 1. Has started 19 straight games. Finished third among Rams defenders with 87 tackles in 2013.

KEY CONTRIBUTORS

DT Kendall Langford – Has 25 tackles on the season. Posted a career-high 5.0 sacks last season and finished third among Rams with 11 tackles for loss.

DE Eugene Sims – Has 27 tackles, 13 QB pressures and 2.0 sacks on the season. Had a sack last week and recovered a fumble.

DB Lamarcus Joyner – Has 43 tackles on rookie season. Posted career-high 11 tackles vs. Kansas City. Second-round pick was a First-Team All-American selection as a senior at Florida State. Forced three fumbles and tallied 5.5 sacks and seven tackles for loss for National Champion Seminoles.



RAMS-CARDINALS COMPARATIVE STATISTICS



RAMS-CARDINALS 2014 TEAM COMPARISON

	RAMS	CARDINALS
Record	3-5	7-1
Division Standing	4	1
Turnover Margin	-3	+10

OFFENSE

Net Yards Per Game	318.5	330.4
Yards Per Play	5.2	5.2
Points Per Game	18.6	24.0
Possession Average	30:04	30:25
Net Rushing Yards Per Game	100.9	90.5
Net Passing Yards Per Game	217.6	239.9
Had Intercepted	8	2
Sacks Allowed/Yards	24/143	13/86
Fumbles/Lost	12/5	9/4
Third Down Pct.	40.8	45.4
Giveaways	13	6

DEFENSE

Net Yards Per Game	361.5	366.4
Yards Per Play	5.9	5.7
Points Per Game	27.5	19.5
Opposing Possession Average	29:56	29:35
Net Rushing Yards Per Game	136.3	79.6
Net Passing Yards Per Game	225.3	286.8
Interceptions/Yards	3/25	12/177
Sacks/Yards	14/87	8/66
Opponent Fumbles/Lost	12/7	5/4
Third Down Pct.	43.2	39.8
Takeaways	10	16

SPECIAL TEAMS

Punts-Average Yards (Gross)	45.3	42.1
Punts-Average Yards (Net)	41.1	36.7
Punt Return Yards-Average Per	11.1	12.1
Punt Return Yards-Average Per Allowed	7.7	9.0
Kickoff Return Yards-Average Per	24.5	14.0
Kickoff Return Yards-Average Per Allowed	29.9	23.3
Field Goals Made/Attempted	10/13	16/16

PENALTIES

Penalties Against/Yards	63/596	56/453
Opponent Penalties Against/Yards	49/348	61/563

RAMS-CARDINALS 2014 INDIVIDUAL COMPARISON

RAMS	CARDINALS
PASSING YARDS	
A. Davis.....1,785	C. Palmer1,385
S. Hill81	D. Stanton529

RUSHING YARDS	
Z. Stacy.....257	A. Ellington559
T. Mason.....222	S. Taylor.....63
B. Cunningham173	J. Dwyer51

RECEIVING YARDS	
B. Quick375	L. Fitzgerald513
J. Cook343	M. Floyd389
K. Britt281	J. Brown326
B. Cunningham167	A. Ellington313

POINTS SCORED	
G. Zuerlein.....47	C. Catanzaro66
L. Kendricks.....24	J. Brown24
B. Cunningham/B. Quick ...18	A. Ellington24

SACKS	
R. Quinn5.0	A. Okafor2.0

DEFENSIVE TACKLES	
J. Laurinaitis84	R. Johnson.....44
A. Ogletree.....79	T. Jefferson.....44
T. McDonald.....70	L. Foote41

KICKOFF RETURNS (YARDS PER RETURN)	
B. Cunningham14 (29.9)	T. Ginn7 (14.0)

PUNT RETURNS (YARDS PER RETURN)	
T. Austin16 (6.8)	T. Ginn14 (12.1)

FIELD GOALS	
G. Zuerlein.....10/13 (.769)	C. Catanzaro ...16/16 (1.000)

PUNTS (GROSS/NET AVG.)	
J. Hekker.....36 (46.6/41.1)	D. Butler33 (42.7/36.0)



BENNY'S SPECIAL EFFORT

RB Benny Cunningham has been a jack of all trades for the Rams this season.

Last week in San Francisco, he led the team in receptions and receiving yards, had four carries in addition to his roles on special teams.

On the season, Cunningham has 173 rushing yards. He's caught 20 passes for 167 yards and has scored three total touchdowns.

In the team's win over Seattle two weeks ago, Cunningham seemingly did it all. In the first quarter, Cunningham returned a kickoff 75 yards to give the Rams the ball at the Seattle 31 yard line. Six plays later, St. Louis scored its first touchdown of the day on a Tre Mason six-yard run.

Later in the game, Cunningham caught a shovel pass from Austin Davis and plowed his way forward for a five-yard touchdown. It marked the third consecutive week that Cunningham has found the end zone.

He saved the best for last. With St. Louis clinging to a two-point lead with 2:55 remaining, Cunningham slipped out of the backfield from his personal protector position in a punt formation. He caught a short pass from P Johnny Hekker and turned it upfield for an 18-yard gain. The first down allowed the Rams to run out the clock and preserve the victory.

On the season, Cunningham ranks fifth in the NFL in kickoff return average.

2014 NFL Leaders, Kickoff Return Average

	Average
1. Adam Jones, CIN	32.8
2. Jacoby Jones, BAL	31.9
3. Jarvis Landry, MIA	31.2
4. C.J. Spiller, BUF	30.6
5. Benny Cunningham, STL	29.9



RB Benny Cunningham

AUSTIN POWERS

Rams QB Austin Davis has found a groove in his first year as an NFL starter.

Davis has passed for 1,785 yards with 11 touchdowns and seven interceptions. He's completing 64.2 percent of his passes, a number that would rank sixth in franchise history for a season were it to hold up.

In the team's Week 7 win over Seattle, Davis connected on 85.0 percent (17-of-20), the third best single-game mark in team history (Kurt Warner is first at 86.9). It was the third best mark in a game by any NFL quarterback this season at the time and is now the fifth best.

Davis posted a passer rating of 128.6 against the Seahawks, the highest single-game rating by a Ram since Marc Bulger's 133.3 on November 20, 2005.

In Week 5 in Philadelphia, Davis passed for 375 yards with three touchdowns and no interceptions. It was just the third time in Rams history that a quarterback has reached 375 or more yards with three or more touchdowns and no interceptions. He joined Kurt Warner and Marc Bulger as the only Rams to accomplish the feat.

Davis' Week 5 performance was his second-consecutive outing in which he threw for 300 yards and three scores, which made him the first Ram to post back-to-back games of 300 or more yards and three touchdowns since Kurt Warner in 2001.

Davis has been particularly strong on third down, where his passer rating of 114.0 on the down is the eighth highest in the NFL. Of his 11 touchdown passes, seven have come on third down (tied for fifth most in the NFL) and he's completing 62.9 percent of his passes on the most crucial down.

Davis made his first NFL start in Week 2 at Tampa Bay and was nearly flawless in leading St. Louis to victory. Davis engineered five scoring drives, including one that saw the Rams start from their own 9-yard line before moving the ball 71 yards on 12 plays to set up Greg Zuerlein's game-winning field goal.


Davis's story is a fascinating one. After he was released by the Rams last September, he spent the early part of the season as a volunteer coach at a St. Louis private high school. He rejoined the Rams following Sam Bradford's injury in October but did not see the field until he relieved Shaun Hill in the 2014 opener.

Highest Single-Game Completion Percentage, 2014

Player, Opp.	Att.-Comp.	Comp. Pct.
1. M. Ryan vs. TB	21-24	87.5
2. A. Rodgers vs. CAR	19-22	86.4
3t. T. Brady vs. CHI	30-35	85.7
3t. A. Smith vs. STL	24-28	85.7
5. A. Davis vs. SEA	17-20	85.0

Highest Completion Percentage For a Season, Rams History

Player	Year	Comp. Pct.
1. Kurt Warner	2001	68.7
2. Kurt Warner	2000	67.7
3. Marc Bulger	2005	66.9
4. Marc Bulger	2004	66.2
5. Kurt Warner	1999	65.1
6. Austin Davis	2014	64.2



QB Austin Davis

SIR LANCE (SCORES) A LOT

With touchdown catches in three-consecutive weeks from Weeks 6-8, TE Lance Kendricks leads the Rams with four scores this season.

Kendricks' one-yard score against Kansas City in Week 8 was his 12th career touchdown catch. He's tied for fifth in franchise history among tight ends in the category.

Kendricks caught a four-yard touchdown pass from Austin Davis with 5:36 remaining in the fourth quarter in the team's Week 7 win over Seattle. The touchdown allowed the Rams to answer after Russell Wilson and company had pulled to within two points at 21-19. Kendricks pushed the St. Louis lead back to nine, 28-19.

The third-year tight end also scored in Week 6 when he caught a 22-yard pass from Davis. Kendricks now has 12 career touchdowns, including four this season. He's totalled 17 catches for 135 yards to go along with his four scores in 2014.

Throughout his four seasons in St. Louis, Kendricks has been a reliable target. He finished the 2012 season with 42 receptions for 519 yards and four touchdowns. His 519 receiving yards were at the time the most by a Rams tight end since the team moved to St. Louis in 1995. Teammate Jared Cook surpassed those totals in 2013.



TE Lance Kendricks

BIG CATCH BRITT

The Rams didn't make a ton of moves in veteran free agency this spring, but did add one player who's provided some big plays at the wide receiver position.

Last week, Kenny Britt scored the only St. Louis touchdown in the Rams' victory over the 49ers. His 21-yard catch and run was a crucial play in the win.

Britt's sixth NFL season is his first in St. Louis. He spent his first five professional campaigns with the Tennessee Titans, where he played three seasons under Rams Head Coach Jeff Fisher.



WR Kenny Britt

In Week 5 in Philadelphia, Britt scored his first touchdown as a Ram as he caught three passes for 68 yards while helping St. Louis post 466 total yards. For his career, Britt averages 15.6 yards per catch. He had a 43-yard reception at Kansas City in Week 8 that helped set up a Rams touchdown.

In addition to what he's brought on the field, Britt's veteran presence has been a welcomed one to the young receiver group. His experience is evident as his career totals are significantly higher than the other five members of the team's receiving group.

Career Totals, Current Rams Receivers

Player	Rec.	Yards	Yards/Rec.	TDs
K. Britt	175	2,731	15.6	21
C. Givens	82	1,359	16.5	3
B. Quick	54	833	15.4	7
T. Austin	55	552	10.0	4
S. Bailey	22	286	13.0	0

WAR RAM EAGLE

Greg Robinson, the second overall pick in May's draft, made his first career start at left tackle last week and played a key role in the team's win at San Francisco.

Following Sunday's win, Coach Jeff Fisher presented each member of the team's offensive line with a game ball. QB Austin Davis was sacked just once, and Robinson was credited with zero sacks allowed in his most extensive time at the crucial left tackle spot.

Robinson started at left guard in Weeks 6-8, but following a season-ending injury to Jake Long, the Auburn product moved outside and inherited the position at which he was drafted to secure for the long term.



OL Greg Robinson

Robinson made his first NFL start in Week 6 against San Francisco and coaches gave him positive reviews after lining up against 49ers Pro Bowl DT Justin Smith throughout the evening. The Rams averaged nearly four yards per carry in Robinson's first start.

Last fall, Auburn literally ran its way to an SEC championship and appearance in the national title game. As a team, the Tigers averaged an NCAA-best 328.3 yards per game on the ground.

Robinson and Auburn/Rams teammate Tre Mason were at the heart of that attack. In 14 games last season, coaches credited Robinson with 130 "knockdown" blocks, an average of more than nine per game as Auburn sparred with some of the best defenses in the country. Robinson was named First-Team All-SEC and was a Second-Team All-American by the Associated Press.

WHAT'S COOK-IN'?

Since arriving in St. Louis last spring, TE Jared Cook has been a reliable target for Rams quarterbacks.

Cook has caught at least one pass in all 24 games he's been a member of the Rams. He's recorded a reception in each of his last 40 games he's appeared in, dating back to his time in Tennessee.

With 29 receptions on the season, Cook leads the Rams in the category.

In Week 3, Cook caught seven passes for 75 yards, which tied his highest single-game receptions total since joining the Rams. He led the Rams with 74 yards in the team's Week 7 win over Seattle.



TE Jared Cook

In his first year in St. Louis, Cook set a new record for most receiving yards in a season by a Rams tight end. Cook led the Rams in both receptions (51) and receiving yards (671) in 2013. Teammate Lance Kendricks set the previous mark for St. Louis tight ends last year with 519 yards. Cook bested that number and then topped the all-time franchise record held by Mike Barber (657 in 1983).

In his Rams debut, Cook caught seven passes for 141 yards and two touchdowns in the team's Week 1 win. His 141 yards are the most by a tight end in a single game in franchise history. Cook broke a record previously held by Pete Holohan, who had 126 yards on Dec. 11, 1988 against Atlanta.

Cook's Week 1 performance was his second-highest single-game total of his career. He had 169 in a 2011 game against Jacksonville. Cook's 169 yards are a Titans single-game record for a tight end as well.

WAR RAM EAGLE, II

RB Tre Mason didn't make his NFL debut until Week 6, but, he's done his best to make up for lost time.

Mason made his first career start in last week's win at San Francisco. He's averaging 4.5 yards per carry - 222 yards on 49 attempts. In the Rams' Week 7 win over Seattle, Mason rushed 18 times for 85 yards, including a 28-yard run which was the team's longest of the season. Mason got the Rams on the board in the first quarter when he scored on a six-yard run. It was Mason's first career touchdown.



RB Tre Mason

A week earlier, Mason carried five times for 40 yards in his first NFL action and caught a 12-yard pass. Through two games, Mason has 125 rushing yards on just 23 carries, an impressive 5.4 yards per carry.

Mason joined the Rams in May when St. Louis selected him in the third round. As a junior at Auburn, he was the SEC's leading rusher. Mason finished fifth in the nation with 1,816 rushing yards, and his 23 rushing touchdowns were tied for third most in the country. Mason was the SEC Offensive Player of the Year, was named First-Team All-SEC and was a finalist for the Heisman Trophy.

RUSHING ROBERT

Prior to the Rams' Week 7 win over Seattle, DE Robert Quinn used the analogy that it only takes a snowflake to start an avalanche, referring to his hopes that the Rams would get their pass rush going one sack at a time.

Quinn recorded his first sack of the season that week, and he's added two more in each of the last two weeks to give him 5.0 on the season. He hopes to keep the ball rolling as the Rams travel to Arizona.

Quinn has developed into one of the NFL's top defenders. Along with his 5.0 sacks, coaches have credited the 2012 first-round pick with 11 QB pressures and 11 QB hits through eight games. He's also tallied 11 tackles for loss.

Coaches have credited Quinn with three forced fumbles this year, including one last week that was recovered by DE Eugene Sims and set up the lone St. Louis touchdown of the day. Since the start of last season, Quinn's nine forced fumbles are the most by anyone in the NFL.

Quinn is building off his breakout season of 2013 that saw him post one of the best seasons by a Rams defender in team history.

Quinn's 19.0 sacks were second best in the NFL a year ago, just a half sack off of league leader Robert Mathis (19.5). Quinn also finished second to Mathis in forced fumbles, as Quinn had seven to Mathis' eight.

His 19.0 sacks set a new franchise record, topping Kevin Carter's 17.0 in 1999. Quinn had at least one sack in 11 of 16 games this season, and he had five multi-sack games, including three contests in which he recorded 3.0 sacks.

Coaches credited Quinn with 36 pressures and 33 hits on the season. Two of his forced fumbles resulted in touchdowns - his own 31-yard return vs. Chicago and a 45-yard return by Chris Long in a win over Indianapolis.



DE Robert Quinn

BEST IN CLASS



DE Robert Quinn

For teams in need of impact pass rushers, the 2011 NFL Draft was certainly the place to find one.

In the top 16 picks, there were seven "front seven" players selected. Six of them have at least 25 career sacks, and five of them have at least 30.

With the 14th pick, the Rams were fortunate to snag DE Robert Quinn, who boasts 39.5 career sacks. Quinn came off the board after Von Miller (44 sacks), J.J. Watt (45) and Aldon Smith (42), and each player has made a name for himself.

Quinn certainly stood out among his peers in 2013 as he led the NFC with 19.0 sacks. Since the start of the 2012 season, only Watt has more sacks than Quinn.

Most Sacks Since Start of 2012

	Sacks
1. J.J. Watt, HOU*	39.5
2. Robert Quinn, STL*	34.5
3. Justin Houston, KC	33.0
4. Von Miller, DEN*	32.5
5. Cameron Wake, MIA	30.0

*2011 First Round Pick

LUCKY NUMBER 13

DT Aaron Donald made his mark on college football for finding his way into the opposing backfield. His NFL career is off to a strong start in that regard as well.

Donald made his fourth career start in Week 9 and recorded his third sack. He is tied for the Rams lead with 11 tackles for on the season. Through eight games, Donald has 3.0 sacks, 16 QB pressures and five QB hits. He had five pressures in the team's Week 7 win over Seattle and four last week in San Francisco.

The Rams felt fortunate to land Donald with the 13th pick in May's draft. As a senior in 2013, Donald received a host of honors. In addition to being named First-Team All-American and First-Team All-ACC, Donald was the Chuck Bednarik Award and Bronco Nagurski Awards, both of which honor the national defensive player of the year in college football.

Donald also won the Outland Trophy, which goes to college football's top interior lineman, and the Lombardi Award, which recognizes the country's top player among college defensive linemen and linebackers.

Last season, Donald gave opposing offensive linemen fits. He recorded 28.5 tackles for loss, including 11.0 sacks. His tackle for loss total led all college defenders last year.

2013 NCAA Leaders, Tackles for Loss

	TFLs
1. Aaron Donald, Pittsburgh	28.5
2. Trent Murphy, Stanford	23.5
3. Vic Beasley, Clemson	23.0
4. Ryan Shazier, Ohio State	22.5
5. Kareem Martin, North Carolina	21.5



DT Aaron Donald

BROCKERS BRINGING IT

Rams DT Michael Brockers had his best game of the season last week as he helped St. Louis hold the 49ers to just 80 yards rushing. He also recorded his first sack of the season.

Brockers has 27 tackles in eight games on the year. In 2013, he led all Rams defensive linemen with 75 tackles. He recorded 5.5 sacks and added 13 quarterback pressures and 15 quarterback hits. In addition, coaches credited Brockers with eight tackles for loss.



DT Michael Brockers

As a rookie in 2012, Brockers was named to the Pro Football Writers of America/Pro Football Weekly All-Rookie team.

In 37 career games, Brockers has 10.5 sacks, which ranks among the best in comparison with the defensive linemen drafted in the first round in 2012.

Most Sacks, Defensive Linemen Drafted in 1st Round, 2012

	Career Sacks
1. Chandler Jones, NE	22.0
2. Quinton Coples, NYJ	12.5
3. Michael Brockers, STL	10.5
4. Fletcher Cox, PHI	8.5
5. Shea McClellin, CHI	7.5

MAN IN THE MIDDLE

If you want to find Rams MLB James Laurinaitis on the football field, one can often simply follow the ball because the fifth-year pro seems to always be around it.

Laurinaitis leads the Rams with 84 tackles on the season after posting 10 in last week's win over the 49ers.

A captain on the Rams defense, Laurinaitis finished the 2013 season with 144 stops, his fifth 100-tackle season in as many years in the NFL. His toughness and leadership were key to a Rams defense that finished in the top 10 against the run for the first time since 2001.



LB James Laurinaitis

Laurinaitis has proven to be a valuable defender against both the run and the pass. He recorded his first sack of the season last week and has six QB pressures. Last season, he also posted two interceptions and eight pass breakups.

Since 2009, only three linebackers - DeAndre Levy, Paul Posluszny and Sean Lee - have more interceptions than Laurinaitis' nine. Also since 2009, the year the Rams made Laurinaitis a second-round pick, he's the only player in the NFL with 13 or more sacks and nine or more interceptions.

Laurinaitis now has 817 career tackles, and he's closing in on Hall of Famer Merlin Olsen, the franchise's all-time leading tackler.

Most Tackles, Rams History

	<u>Tackles</u>
1. Merlin Olsen, 1962-76	915
2. Jack Reynolds, 1970-80	897
3. Deacon Jones, 1961-71	896
-- James Laurinaitis, 2009-present	817

BULLDOG 'BACKER

As a rookie, Alec Ogletree led the Rams in tackles and provided St. Louis with a playmaking presence as he led the team with 155 tackles.

"Tree" has filled up the stat sheet in 2014 as well. He posted 10 tackles against San Francisco to give him 79 on the season, second most among Rams.

In Philadelphia, Ogletree also delivered his second forced fumble in as many weeks. It was Ogletree's eighth career forced fumble, which is tied for the second most among all NFL defenders since the start of last season.



LB Alec Ogletree

Ogletree stepped into the Rams' starting lineup from the get go as a rookie and he's started all 24 games of his professional career. In addition to leading the Rams in tackles, he had six forced fumbles as a rookie, third most in the NFL.

Most Forced Fumbles, 2013-present

	<u>Forced Fumbles</u>
1t. Robert Quinn, STL	9
2t. Alec Ogletree, STL	8
2t. Robert Mathis, IND	8
4t. Jerrell Freeman, IND	7
4t. Tamba Hali, KC	7

RETURN TO SENDER

Rams CB Janoris Jenkins has a knack for finding the end zone. In fact, no defender in football has found it more since Jenkins entered the NFL.



CB Janoris Jenkins

In Week 3 against Dallas, Jenkins intercepted Tony Romo and returned it 25 yards for a touchdown. It was Jenkins' fourth interception returned to the end zone since he entered the NFL as a second-round draft pick in 2012.

As a rookie, Jenkins recovered a fumble in the end zone in an overtime win over San Francisco. That gives Jenkins five total defensive touchdowns during his two plus seasons in the NFL, which is the most defensive scores by any player during that time frame.

Most Defensive Touchdowns since 2012

	<u>TDs</u>
1. Janoris Jenkins, STL	5
2. Captain Munnerlyn, CAR/MIN	4
3. Four Others Tied	3

Although he's in just his third season, Jenkins needs to find the end zone just once more following an interception to tie the team's all-time record in the category. Ed Meador (1959-70) and LeRoy Irvin (1980-89) each had five career interception returns for touchdowns. Jenkins has six total interceptions in his career.

In 2012, Jenkins turned in one of the best seasons by a rookie corner in NFL history. With three interceptions returned for touchdowns in 2012, Jenkins tied the NFL rookie record in the category. He shares the mark with Hall of Famers Ronnie Lott and Lem Barney.

Jenkins' six career interceptions puts him among the best cornerbacks in his draft class when it comes to finding the football.

Most Interceptions, Cornerbacks Drafted in 2012

1. Casey Hayward, GB	8
2t. Janoris Jenkins, STL	6
2t. Brandon Boykin, PHI	6

BLOCK PARTY

S.T.J. McDonald has been a big part of the defense since his arrival as a third round pick in 2013. Through seven games, he's third among Rams with 70 tackles. McDonald has been on the field for every Rams defensive snap this season.



S.T.J. McDonald lays out to block a punt earlier this season against Tampa Bay. McDonald has been a key asset on both defense and special teams this season.

Earlier this season, it was McDonald's play on special teams that proved to be the difference the team's first win.

McDonald blocked both a punt and a field goal in the team's win in Tampa Bay in Week 2. As a team, the Rams hadn't blocked a punt and field goal in the same game since December of 1979. Sunday's pair were the first blocks of McDonald's career.

Following the blocked punt, the Rams kicked a field goal of their own. The blocked field goal took potential points off the board for Tampa Bay and led to a field goal drive for the Rams, meaning McDonald's two big special teams plays resulted in at least a nine-point swing in what resulted in a two-point game.

GREG THE LEG

In a close game last week in San Francisco, the Rams needed a clutch performance from their kicker, and Greg "The Leg" Zuerlein delivered just that.

Zuerlein connected on a pair of field goals - one from 37 yards and another from 39. His 39-yarder came in the fourth quarter and proved to be the difference in the 13-10 St. Louis victory.

Sunday marked the fifth time in three seasons that Zuerlein has made a fourth quarter/overtime kick to tie or give the Rams a lead. He's now 10-for-13 on the season.

In Week 1 against Minnesota, he connected on a 56-yard field goal in the third quarter to give him nine career kicks from 50 yards or more.

Zuerlein's nine field goals from 50-plus yards places him third on the team's all-time list. He's made four of the five longest kicks in team history.

The third-year pro is also the most accurate kicker in team history when it comes to field goals as he's made 81.9 percent of his kicks (59-of-72).

Last season, Zuerlein made 12 consecutive field goal attempts to close the year. He was perfect the last seven weeks and finished 26-of-28 on field goals in 2013.

As a rookie, Zuerlein made seven field goals from 50 yards or more. In a win over San Francisco, he broke the franchise record for 50+ yard field goals in a season. He also kicked the longest field goal by a rookie in league history (60 yds.) and became the first kicker in league history to make a 50-plus and 60-plus yard field goal in the same game.



K Greg Zuerlein

HE'S A WINNER

Rams Head Coach Jeff Fisher has won 159 regular season games during his 18-plus seasons as an NFL head coach.

Fisher is among the winningest head coaches of his era. Among active head coaches, Fisher is third in career wins, trailing only Bill Belichick and Tom Coughlin.

In his first two seasons in St. Louis, the Rams won 14 games after the team combined for 15 wins in the previous five years.



Head Coach Jeff Fisher

With the team's Week 9 win at San Francisco, Fisher moved past Hall of Famer Bud Grant for 15th place in NFL history in regular season victories. He trails Mike Holmgren (161), who is 14th all time, by just two games on the all-time wins list.

Most Regular Season Wins, Active Head Coaches

	<u>Wins</u>
1. Bill Belichick	206
2. Tom Coughlin	161
3. Jeff Fisher	159
4. Andy Reid	146
5. John Fox	113

JOHNNY ON THE SPOT

Whether it's with his arm or his leg, Rams P Johnny Hekker is one of the NFL's most dangerous special teams weapons.

Last week, Hekker averaged 46.8 yards per punt. A week earlier, he posted a net average of 46.2 yards at Kansas City. It was the 11th time in 40 career games that Hekker has recorded a net average of 45.0 yards or more.

Late in the fourth quarter of the Rams' Week 7 contest, the former high school quarterback was called upon to throw on a fake from the Rams' 18 yard line. He executed to perfection and St. Louis was able to run out the clock to preserve the victory.

In three NFL seasons, Hekker is 4-of-5 passing on fakes, including a touchdown pass on a fake field goal as a rookie in 2012.

Hekker earned both Pro Bowl and All-Pro honors in 2013 after he recorded the highest single-season net average (44.2) in NFL history. His 46.3 gross average was 10th in the league and was the fourth best single-season total in Rams history.

Opponents averaged just 2.6 yards per return against the Rams last season, the best total in the NFL this season. He had just four touchbacks in 78 punts and placed 19 inside the opponents' 20-yard line.

Highest Net Punting Average in a Season, NFL History

	<u>Net Avg.</u>
1. Johnny Hekker, STL - 2013	44.2
2. Andy Lee, SF - 2011	44.0
3. Shane Lechler, OAK - 2009	43.9
4. Andy Lee, SF - 2012	43.2
5. Thomas Morestead, NO - 2012	43.2




P Johnny Hekker

A SPECIAL GROUP

The Rams have benefited from one of the top return games in the NFL this season.

Through eight games, St. Louis ranks 10th in the NFL in kickoff return average as a team (24.5). Individually, Benny Cunningham ranks fifth in the league at 29.9 yards per return.

The Rams' team punt return average is 11.1 yards, which ranks eighth in the NFL. St. Louis is one of four teams that are in the top 10 in both punt return and kickoff return average this season.



RB Chase Reynolds

When the Rams aren't returning punts, they're still benefitting from the prowess of their special teams units. Opponents are yielding a net punting average of just 35.5 yards per punt this season, the second lowest total in the NFL, and St. Louis foes' gross punting average of 42.8 yards is the third lowest in the league this season.

In the team's Week 7 win over Seattle, Stedman Bailey returned a punt 90 yards for a touchdown by using a bit of trickery. Tavon Austin pretended to be tracking the ball on the left sideline and drew coverage to him, while Bailey raced to the opposite side of the field and caught the ball with a clear path to the end zone. St. Louis also executed a fake punt late in the Seattle game to secure the victory.

The Rams' kicking game has been aided by the play of Chase Reynolds, a "four-core" player who leads the team with 12 special teams tackles on the season.

A GOOD START

The Rams have been among the NFL's best out early in games this season.

In half of their games this season (4), the Rams have scored a touchdown on their first offensive possession. Among NFL teams, only Green Bay has scored as many times on their first possession of the game.

The Rams and Packers are tied for the NFL lead when it comes to points on a team's first possession with 28 each.

St. Louis scored on its first possession in Week 8 in Kansas City when Austin Davis connected with Lance Kendricks for a one-yard touchdown. The Rams didn't extend their number last week but look to get off to a fast start in Week 10 at Arizona.



Offensive Coordinator Brian Schottenheimer

Most Points on Opening Drive, 2014 Season

	Points
1t. St. Louis Rams	28
1t. Green Bay Packers	28
3t. Denver Broncos	27
3t. San Francisco 49ers	27
5t. Baltimore Ravens	24
5t. San Diego Chargers	24

HARKEY PITCHES A GEM

Rams TE Cory Harkey is a jack of all trades for the Rams offense. He can regularly be found in the St. Louis backfield as a fullback or on the line of scrimmage as a tight end.

Nicknamed "Harkules" by his teammates as a nod to his toughness, Harkey is one of the Rams' emotional leaders.

Harkey's performance as a blocker was key to the Rams' ability to run the ball. He showed incredible toughness in Week 2 at Tampa Bay as well. After absorbing and crushing hit from Bucs S Dashon Goldson, Harkey returned to the game just moments later and was a key part of the game winning drive. After the game, it was revealed that Harkey suffered a sprained MCL.



TE Cory Harkey

Harkey, who joined the Rams as an undrafted rookie free agent in 2012, is the son of former Major League pitcher Mike Harkey. His father is now the pitching coach of the Arizona Diamondbacks. When the younger Harkey scored against the Saints in Week 15 of last season, he celebrated by simulating a full pitcher's windup before spiking the ball into the turf. The celebration was a nod to his father, the former Cub and Dodger right hander.

ON GUARD!

Rams G Rodger Saffold missed most of practice last week due to a shoulder injury, but come Sunday afternoon, he was in the starting lineup as part of an offensive line group that allowed just one sack in the team's win over San Francisco.

Saffold has been a key cog for the Rams up front, and his versatility has been a welcomed asset. He started the first four games of the season at left guard. When rookie Greg Robinson entered the lineup in Week 6, Saffold moved to right guard.



G Rodger Saffold

Two weeks ago when LT Jake Long went down with a season-ending injury, Robinson kicked out to left tackle and Saffold moved back to left guard where his ability to pass protect and push the pile in the run game have been key to the team's success.

When the Rams drafted Saffold in the second round in 2010, he immediately became the team's left tackle and started his first 35 games there. Last season, he began the season at right tackle before moving inside. He's now entrenched at the guard position, no matter what side it is. Of his 52 career starts, 36 have come at left tackle, five at left guard, four at right tackle and seven and right guard.

TAVON AWESOME

Whether it's throwing it to him, handing it to him, or forcing the opponent to punt it to him, the Rams find ways to get the ball in the hands of Tavon Austin.

Last week against San Francisco, Austin had two receptions and two rushes. On the season, he's caught 15 passes and carried the ball 17 times.

Austin finished his first NFL campaign with 40 catches in 13 games and scored six total touchdowns - four receiving, one rushing and one via punt return.



WR Tavon Austin

On the third play of the Rams' Week 12 win over Chicago, Austin took a pitch from QB Kellen Clemens, pivoted to reverse field and raced 65-yards for a touchdown. He also had a 56-yard run against Arizona that set up a Zac Stacy touchdown.

In the process, Austin became the first player in NFL history with a 95-yard punt return for touchdown, 80-yard touchdown reception and 65-yard rushing score in the same season.

In Week 10 in Indianapolis, Austin became just the third rookie in NFL history to score three touchdowns of 55 yards or more in a game.

Austin caught two passes - a 57-yard bomb for a touchdown and a short crossing pattern that resulted in an 81-yard touchdown. He also returned a punt 98 yards for a score.

He became the first player in NFL history to return a punt 95 yards for a touchdown and have a 55-yard touchdown catch. With 314 all-purpose yards, Austin turned in the second-best single-game performance in team history.

SACK ATTACK

The Rams' pass rush was one of the biggest factors in their Week 9 win at San Francisco. St. Louis dropped 49ers QB Colin Kaepernick eight times, including six in the first half. Six different Rams got in on the action last week, including 2.0 sacks each from Robert Quinn and William Hayes.

The eight-sack performance was the team's highest single-game output since they got to Cardinals QB Kevin Kolb nine times on Oct. 4, 2012.



DE Eugene Sims

Since Jeff Fisher took over in 2012, the Rams have recorded 119 sacks as a team. That's tied the second most in the NFL over that time period.

Led by an NFC best 19.0 sacks from Quinn last season, St. Louis finished third in the NFL with 53 on the season. The Rams were second in sacks per pass play. In 2013, 11 different Rams recorded at least one sack. The Rams had five defensive linemen with 5.0 or more sacks.

Over the last five years, the Rams have posted 201 sacks as a team, which leads the NFL in that span.

In 2012, the Rams tied for the NFL lead with 52 sacks on the season and led the league in sacks per pass play as a defense. Chris Long led the way with 11.5 sacks while Quinn had 10.5.

Most Team Sacks, 2012-present

	Sacks
1. Buffalo Bills	121
2t. St. Louis Rams	119
2t. Carolina Panthers	119
4. Denver Broncos	117
5. Minnesota Vikings	115

POSITIVE GAINES

CB E.J. Gaines might very well turn out to be one of the steals of the 2014 Draft.

The Rams kept Gaines in his home state when they selected him in the sixth round. Gaines started each of his first eight NFL games.

Last week, Gaines was credited with seven tackles and a pass defended. He leads the team with six pass breakups and he's been on the field for 96 percent of the Rams' defensive snaps this season.



CB E.J. Gaines

In Week 5, while defending fellow Mizzou Tiger Jeremy Maclin on a deep ball, Gaines came away with his first career interception. He also recovered a fumble earlier in the game.


Gaines was joined in the defensive backfield last week by fellow rookie Marcus Roberson, who made his second career start, and Lamarcus Joyner, the team's second-round pick who has manned the nickel position throughout the season.

Gaines has 49 total tackles on the season. He was a First-Team All-SEC performer at Missouri in 2013 after intercepting five passes, second most in the conference. He previously earned First-Team All-Big XII honors as a sophomore before Mizzou moved conferences.

WILL THE THRILL

DE William Hayes has provided St. Louis with a "super sub" throughout his three seasons with the team. When his good friend Chris Long suffered an ankle injury that landed him on Reserve - Injured (Designated to Return) earlier this year, Hayes became a super starter.

In last week's win over San Francisco, Hayes recorded 2.0 sacks. It was his fourth career multi-sack game. Hayes also posted three QB pressures to give him a team-best 18 on the season.



DE William Hayes

In 38 games with the Rams, Hayes has 14.0 sacks and 45 pressures. He's started seven games this season, while in his first two years with the club he regularly saw the field as part of the team's deep defensive line rotation.

After posting a career high 7.0 sacks in 2012, Hayes was a free agent but chose to stay put in St. Louis. He began his career with the Tennessee Titans and joined Head Coach Jeff Fisher in St. Louis in 2012 shortly after Fisher took the Rams job. Hayes has repeatedly said that his admiration for his head coach and his camaraderie with his teammates were the deciding factors when he chose to re-sign with the Rams in 2013.

Hayes is a favorite among teammates for his sense of humor, his leadership and his toughness. The veteran has regularly been known to play through bumps and bruises in effort to help his team.

RED LIGHT IN THE RED ZONE

The Rams had two key stops deep in their defensive end of the field last week that proved crucial in the team's win over San Francisco, including a goal line stand in the final minutes that saw LB James Laurinaitis recover a Colin Kaepernick fumble to preserve the victory.



LB James Laurinaitis

On the season, opponents have scored touchdowns on 50 percent of their trips inside the Rams' defensive red zone. That number is the best in the NFC and tied for fourth in the NFL.

Including the fumble recovery by Laurinaitis, the Rams have two takeaways in goal-to-go situations, which is tied for the most in the NFL this season.

Lowest Percentage of TD's Allowed in Red Zone, 2014

	TD Pct.
1. Jacksonville Jaguars	40.0
2. Cleveland Browns	46.2
3. Baltimore Ravens	46.7
4t. St. Louis Rams	50.0
4t. Kansas City Chiefs	50.0

2014 ST. LOUIS RAMS DEFENSIVE STATS

(based on coaches' video tape evaluations)

TACKLES	Total	Solo	Asst.	Sacks	Yards	Int.	*PD	QB Press.	QB Hits	*FF	*FR
James Laurinaitis	84	42	42	1.0	6.0	0	0	6	2	0	2
Alec Ogletree	79	52	27	0.0	0.0	0	2	6	0	2	0
T.J. McDonald	70	48	22	0.0	0.0	0	1	5	0	0	0
Rodney McLeod	54	37	17	0.0	0.0	1	3	1	0	1	0
E.J. Gaines	49	36	13	0.0	0.0	1	6	0	0	0	1
William Hayes	46	18	28	2.0	12.0	0	0	18	5	0	1
Jo-Lonn Dunbar	45	25	20	0.0	0.0	0	0	2	0	0	0
Lamarcus Joyner	43	29	14	0.0	0.0	0	3	1	0	0	0
Aaron Donald	37	30	7	3.0	18.0	0	0	16	5	1	0
Robert Quinn	37	26	11	3.0	15.0	0	0	11	11	3	0
Janoris Jenkins	33	31	2	0.0	0.0	1	3	0	1	0	0
Eugene Sims	27	13	14	2.0	12.0	0	0	13	1	0	1
Michael Brockers	27	15	12	1.0	4.0	0	0	4	0	0	1
Kendall Langford	25	12	13	0.0	0.0	0	0	5	2	1	0
Alex Carrington	10	3	7	0.0	0.0	0	0	2	0	0	0
Ethan Westbrook	9	4	5	0.0	0.0	0	0	3	1	0	0
Marcus Roberson	7	6	1	0.0	0.0	0	0	0	0	0	0
Brandon McGee	4	2	2	0.0	0.0	0	0	0	0	0	0
Chris Long	4	0	4	0.0	0.0	0	0	1	0	0	0
Trumaine Johnson	3	3	0	0.0	0.0	0	0	0	0	0	0
Cody Davis	3	2	1	0.0	0.0	0	0	0	0	0	1
Daren Bates	1	0	1	0.0	0.0	0	0	0	0	0	0
Total	697	434	263	14.0	87.0	3	18	94	29	8	7

* PD is passes defended

SPECIAL TEAMS TACKLES

Chase Reynolds.....	12
Daren Bates.....	4
Stedman Bailey.....	3
Lamarcus Joyner.....	3
Trey Watts.....	3
Cory Harkey.....	2
Cody Davis.....	2
Rodney McLeod.....	2
Marshall McFadden.....	2
Jake McQuaide.....	2
Ray Ray Armstrong.....	1
T.J. McDonald.....	1
Marcus Roberson.....	1
Brandon McGee.....	1
Benny Cunningham.....	1
Eugene Sims.....	1
Will Herring.....	1
Mark Barron.....	1
Greg Zuerlein.....	1
Total.....	43

SACK LEADERS	No.	Yards
Robert Quinn	5.0	33.0
Aaron Donald	3.0	18.0
Eugene Sims.....	2.0	12.0
William Hayes	2.0	12.0
James Laurinaitis	1.0	8.0
Michael Brockers	1.0	4.0
Total.....	14.0	87.0

St. Louis Rams / Week 9 / Through Sunday, November 02, 2014 / Regular Season

Won 3, Lost 5

9/7/2014	L	6- 34	Minnesota Vikings
9/14/2014	W	19- 17	at Tampa Bay Buccaneers
9/21/2014	L	31- 34	Dallas Cowboys
10/5/2014	L	28- 34	at Philadelphia Eagles
10/13/2014	L	17- 31	San Francisco 49ers
10/19/2014	W	28- 26	Seattle Seahawks
10/26/2014	L	7- 34	at Kansas City Chiefs
11/2/2014	W	13- 10	at San Francisco 49ers

						St. Louis	Opponent		
Total First Downs						153	162		
Rushing						43	53		
Passing						101	88		
Penalty						9	21		
3rd Down: Made/Att						40/98	41/95		
3rd Down Pct.						40.8%	43.2%		
4th Down: Made/Att						2/5	0/2		
4th Down Pct.						40.0%	0.0%		
Possession Avg.						30:04	29:56		
Total Net Yards						2548	2892		
Avg. Per Game						318.5	361.5		
Total Plays						493	490		
Avg. Per Play						5.2	5.9		
Net Yards Rushing						807	1090		
Avg. Per Game						100.9	136.3		
Total Rushes						201	237		
Net Yards Passing						1741	1802		
Avg. Per Game						217.6	225.3		
Sacked/Yards Lost						24/143	14/87		
Gross Yards						1884	1889		
Attempts/Completions						268/172	239/167		
Completion Pct.						64.2%	69.9%		
Had Intercepted						8	3		
Punts/Average						37/45.3	33/42.8		
Net Punting Avg.						41.1	35.5		
Penalties/Yards						63/596	49/348		
Fumbles/Ball Lost						12/5	12/7		
Touchdowns						17	26		
Rushing						4	8		
Passing						11	12		
Returns						2	6		
Score By Periods				Q1	Q2	Q3	Q4	OT	Pts
Team				45	45	13	46	0	149
Opponents				29	57	69	65	0	220
Scoring	TD	Ru	Pa	Rt	PAT	FG	2Pt	Pts	
G.Zuerlein	0	0	0	0	17/17	10/13	0	47	
L.Kendricks	4	0	4	0	0/0	0/0	0	24	
B.Quick	3	0	3	0	0/0	0/0	0	18	
B.Cunningham	3	2	1	0	0/0	0/0	0	18	
K.Britt	2	0	2	0	0/0	0/0	0	12	
S.Bailey	1	0	0	1	0/0	0/0	0	6	
Z.Stacy	1	1	0	0	0/0	0/0	0	6	
T.Mason	1	1	0	0	0/0	0/0	0	6	
J.Jenkins	1	0	0	1	0/0	0/0	0	6	
A.Pettis	1	0	1	0	0/0	0/0	0	6	
Team	17	4	11	2	17/17	10/13	0	149	
Opponents	26	8	12	6	25/25	13/15	0	220	

2-Pt. Conversions: Team 0/ 0, Opponents: 0/ 1

Sacks: R.Quinn 5.0, A.Donald 3.0, E.Sims 2.0, J.Laurinaitis 1.0, W.Hayes 1.0, M.Brockers 1.0 **Team: 13.0, Opponents: 24.0**

Rushing	No.	Yds	Avg	Long	TD			
Z.Stacy	66	257	3.9	16	1			
T.Mason	49	222	4.5	28	1			
B.Cunningham	44	173	3.9	18	2			
T.Austin	17	72	4.2	18	0			
A.Davis	13	36	2.8	12	0			
T.Watts	7	30	4.3	9	0			
K.Britt	2	14	7.0	12	0			
C.Givens	1	4	4.0	4	0			
J.Cook	1	0	0.0	0	0			
S.Hill	1	-1	-1.0	-1	0			
Team	201	807	4.0	28	4			
Opponents	237	1090	4.6	67t	8			
Receiving	No.	Yds	Avg	Long	TD			
J.Cook	29	343	11.8	39	0			
B.Quick	25	375	15.0	51t	3			
B.Cunningham	20	167	8.4	18	1			
K.Britt	18	281	15.6	43	2			
L.Kendricks	17	135	7.9	22t	4			
Z.Stacy	15	135	9.0	17	0			
T.Austin	15	134	8.9	28	0			
A.Pettis	12	118	9.8	27	1			
C.Givens	6	92	15.3	30	0			
S.Bailey	5	60	12.0	20	0			
C.Harkey	4	21	5.3	9	0			
T.Watts	3	18	6.0	11	0			
T.Mason	3	5	1.7	12	0			
Team	172	1884	11.0	51t	11			
Opponents	167	1889	11.3	80t	12			
Interceptions	No.	Yds	Avg	Long	TD			
J.Jenkins	1	25	25.0	25t	1			
E.Gaines	1	0	0.0	0	0			
R.McLeod	1	0	0.0	0	0			
Team	3	25	8.3	25t	1			
Opponents	8	138	17.3	81t	3			
Punting	No	Yds	Avg	Net	TB	In	Lg	B
J.Hekker	36	1676	46.6	41.1	2	12	60	1
Team	37	1676	45.3	41.1	2	12	60	1
Opponents	33	1412	42.8	35.5	2	10	58	1
Punt Returns	Ret	FC	Yds	Avg	Long	TD		
T.Austin	16	6	109	6.8	38	0		
S.Bailey	1	0	90	90.0	90t	1		
A.Pettis	1	0	1	1.0	1	0		
Team	18	6	200	11.1	90t	1		
Opponents	15	9	116	7.7	23	0		
Kickoff Returns	No.	Yds	Avg	Long	TD			
B.Cunningham	14	419	29.9	75	0			
C.Givens	5	101	20.2	29	0			
T.Austin	2	19	9.5	11	0			
C.Reynolds	1	0	0.0	0	0			
Team	22	539	24.5	75	0			
Opponents	16	479	29.9	99t	1			
Field Goals	1-19	20-29	30-39	40-49	50+			
G.Zuerlein	0/ 0	1/ 1	6/ 7	2/ 2	1/ 3			
Team	0/ 0	1/ 1	6/ 7	2/ 2	1/ 3			
Opponents	0/ 0	5/ 6	3/ 3	2/ 2	3/ 4			

Fumbles Lost: A.Davis 2, Z.Stacy 2, S.Wells 1 **Total: 5**

Opponent Fumble Recoveries: J.Laurinaitis 2, E.Sims 1, M.Brockers 1, C.Davis 1, E.Gaines 1, W.Hayes 1 **Total: 7**

Passing	Att	Cmp	Yds	Cmp%	Yds/Att	TD	TD%	Int	Int%	Long	Sack	Lost	Rating
A.Davis	254	163	1785	64.2%	7.0	11	4.3%	7	2.8%	51t	23/	137	87.8
S.Hill	13	8	81	61.5%	6.2	0	0.0%	1	7.7%	23	1/	6	47.3
J.Hekker	1	1	18	100.0%	18.0	0	0.0%	0	0.0%	18	0/	0	118.8
Team	268	172	1884	64.2%	7.0	11	4.1%	8	3.0%	51t	24/	143	86.1
Opponents	239	167	1889	69.9%	7.9	12	5.0%	3	1.3%	80t	14/	87	104.8

	Michael Brockers											Robert Quinn													
	Total	Solo	Asst	Sack	Yds	QB P	QB H	INT	PD	FF	FR	Total	Solo	Asst	Sack	Yds	QB P	QB H	INT	PD	FF	FR			
MIN	3	2	1	0	0	0	0	0	0	0	0	2	1	1	0	0	2	4	0	0	0	0			
at TB	1	0	1	0	0	1	0	0	0	0	0	6	4	2	0	0	2	2	0	0	0	0			
DAL	6	4	2	0	0	0	0	0	0	0	0	4	3	1	0	0	0	0	0	0	0	0			
at PHI	1	0	1	0	0	1	0	0	0	0	1	3	3	0	0	0	1	3	0	0	0	0			
SF	4	3	1	0	0	0	0	0	0	0	0	6	4	2	0	0	1	0	0	0	0	0			
SEA	4	0	4	0	0	0	0	0	0	0	0	6	4	2	1	7	2	1	0	0	0	0			
at KC	3	2	1	0	0	1	0	0	0	0	0	6	4	2	2	8	1	1	0	0	2	0			
at SF	5	4	1	1	4	1	0	0	0	0	0	4	3	1	2	18	2	0	0	0	1	0			
at ARI																									
DEN																									
at SD																									
OAK																									
at WAS																									
ARI																									
NYG																									
at SEA																									
TOTALS	27	15	12	1	4	4	0	0	0	0	1	37	26	11	5	33	11	11	0	0	3	0			

	Aaron Donald											Eugene Sims												
	Total	Solo	Asst	Sack	Yds	QB P	QB H	INT	PD	FF	FR	Total	Solo	Asst	Sack	Yds	QB P	QB H	INT	PD	FF	FR		
MIN	6	5	1	0	0	0	0	0	0	0	0	1	1	0	0	0	1	0	0	0	0	0		
at TB	6	5	1	1	4	0	0	0	0	0	0	6	1	5	0	0	0	0	0	0	0	0		
DAL	4	3	1	0	0	1	1	0	0	0	0	2	2	0	0	0	1	0	0	0	0	0		
at PHI	4	2	2	0	0	3	3	0	0	0	0	2	0	2	0	0	1	0	0	0	0	0		
SF	7	5	2	0	0	0	0	0	0	0	0	7	4	3	0	0	1	0	0	0	0	0		
SEA	6	6	0	1	5	5	1	0	0	0	0	3	2	1	1	9	4	1	0	0	0	0		
at KC	3	3	0	0	0	3	0	0	0	1	0	2	1	1	0	0	2	0	0	0	0	0		
at SF	1	1	0	1	9	4	0	0	0	0	0	4	2	2	1	3	3	0	0	0	0	1		
at ARI																								
DEN																								
at SD																								
OAK																								
at WAS																								
ARI																								
NYG																								
at SEA																								
TOTALS	37	30	7	3	18	16	5	0	0	1	0	27	13	14	2	12	13	1	0	0	0			

	Jo-Lonn Dunbar												Alec Ogletree											
	Total	Solo	Asst	Sack	Yds	QB P	QB H	INT	PD	FF	FR	Total	Solo	Asst	Sack	Yds	QB P	QB H	INT	PD	FF	FR		
MIN	4	3	1	0	0	0	0	0	0	0	0	7	4	3	0	0	2	0	0	1	0	0		
at TB	4	3	1	0	0	1	0	0	0	0	0	8	5	3	0	0	2	0	0	0	0	0		
DAL	6	2	4	0	0	0	0	0	0	0	0	14	10	4	0	0	0	0	0	0	1	0		
at PHI	9	5	4	0	0	0	0	0	0	0	0	12	11	1	0	0	0	0	0	0	1	0		
SF	6	4	2	0	0	0	0	0	0	0	0	7	7	0	0	0	0	0	0	0	0	0		
SEA	7	3	4	0	0	0	0	0	0	0	0	10	6	4	0	0	1	0	0	0	0	0		
at KC	4	1	3	0	0	1	0	0	0	0	0	11	5	6	0	0	0	0	0	0	0	0		
at SF	5	4	1	0	0	0	0	0	0	0	0	10	4	6	0	0	1	0	0	1	0	0		
at ARI																								
DEN																								
at SD																								
OAK																								
at WAS																								
ARI																								
NYG																								
at SEA																								
TOTALS	45	25	20	0	0	2	0	0	0	0	0	79	52	27	0	0	6	0	0	2	2	0		

	Daren Bates												Ray Ray Armstrong											
	Total	Solo	Asst	Sack	Yds	QB P	QB H	INT	PD	FF	FR	Total	Solo	Asst	Sack	Yds	QB P	QB H	INT	PD	FF	FR		
MIN	0	0	0	0	0	0	0	0	0	0	0	0	0	0	0	0	0	0	0	0	0	0		
at TB	0	0	0	0	0	0	0	0	0	0	0	0	0	0	0	0	0	0	0	0	0	0		
DAL	0	0	0	0	0	0	0	0	0	0	0	0	0	0	0	0	0	0	0	0	0	0		
at PHI	0	0	0	0	0	0	0	0	0	0	0	0	0	0	0	0	0	0	0	0	0	0		
SF	1	0	1	0	0	0	0	0	0	0	0	Not on Roster												
SEA	0	0	0	0	0	0	0	0	0	0	0	Not on Roster												
at KC	0	0	0	0	0	0	0	0	0	0	0	Not on Roster												
at SF	0	0	0	0	0	0	0	0	0	0	0	Not on Roster												
at ARI																								
DEN																								
at SD																								
OAK																								
at WAS																								
ARI																								
NYG																								
at SEA																								
TOTALS	1	0	1	0	0	0	0	0	0	0	0	0	0	0	0	0	0	0	0	0	0	0		

	Trumaine Johnson												Janoris Jenkins											
	Total	Solo	Asst	Sack	Yds	QB P	QB H	INT	PD	FF	FR	Total	Solo	Asst	Sack	Yds	QB P	QB H	INT	PD	FF	FR		
MIN					Inactive							7	7	0	0	0	0	0	0	0	0	0		
at TB					Inactive							5	5	0	0	0	0	0	0	0	0	0		
DAL					Inactive							5	5	0	0	0	0	0	1	0	0	0		
at PHI					Inactive							3	2	1	0	0	0	0	0	1	0	0		
SF					Inactive							4	3	1	0	0	0	0	0	1	0	0		
SEA					Inactive							9	9	0	0	0	0	1	0	1	0	0		
at KC					Inactive							Inactive												
at SF	3	3	0	0	0	0	0	0	0	0	0	Inactive												
at ARI																								
DEN																								
at SD																								
OAK																								
at WAS																								
ARI																								
NYG																								
at SEA																								
TOTALS	3	3	0	0	0	0	0	0	0	0	0	33	31	2	0	0	0	1	1	3	0	0		

	Brandon McGee											Lamarcus Joyner										
	Total	Solo	Asst	Sack	Yds	QB P	QB H	INT	PD	FF	FR	Total	Solo	Asst	Sack	Yds	QB P	QB H	INT	PD	FF	FR
MIN	0	0	0	0	0	0	0	0	0	0	0	2	2	0	0	0	0	0	0	0	0	0
at TB	4	2	2	0	0	0	0	0	0	0	0	Inactive										
DAL					Inactive							4	2	2	0	0	0	0	0	0	0	0
at PHI					Inactive							8	5	3	0	0	0	0	2	0	0	0
SF					Inactive							2	1	1	0	0	0	0	0	0	0	0
SEA					Inactive							9	6	3	0	0	0	0	0	0	0	0
at KC					Reserve-Injured							11	10	1	0	0	0	0	0	0	0	0
at SF					Reserve-Injured							7	3	4	0	0	1	0	1	0	0	0
at ARI					Reserve-Injured																	
DEN					Reserve-Injured																	
at SD					Reserve-Injured																	
OAK					Reserve-Injured																	
at WAS					Reserve-Injured																	
ARI					Reserve-Injured																	
NYG					Reserve-Injured																	
at SEA					Reserve-Injured																	
TOTALS	4	2	2	0	0	0	0	0	0	0	0	43	29	14	0	0	1	0	0	3	0	0

	E.J. Gaines												Marcus Roberson											
	Total	Solo	Asst	Sack	Yds	QB P	QB H	INT	PD	FF	FR	Total	Solo	Asst	Sack	Yds	QB P	QB H	INT	PD	FF	FR		
MIN	5	3	2	0	0	0	0	0	2	0	0	0	0	0	0	0	0	0	0	0	0	0		
at TB	7	5	2	0	0	0	0	0	0	0	0	0	0	0	0	0	0	0	0	0	0	0		
DAL	1	0	1	0	0	0	0	0	0	0	0	0	0	0	0	0	0	0	0	0	0	0		
at PHI	7	4	3	0	0	0	0	1	1	0	1	0	0	0	0	0	0	0	0	0	0	0		
SF	4	3	1	0	0	0	0	0	1	0	0	0	0	0	0	0	0	0	0	0	0	0		
SEA	7	7	0	0	0	0	0	0	1	0	0	1	1	0	0	0	0	0	0	0	0	0		
at KC	11	9	2	0	0	0	0	0	0	0	0	6	5	1	0	0	0	0	0	0	0	0		
at SF	7	5	2	0	0	0	0	0	1	0	0	0	0	0	0	0	0	0	0	0	0	0		
at ARI																								
DEN																								
at SD																								
OAK																								
at WAS																								
ARI																								
NYG																								
at SEA																								
TOTALS	49	36	13	0	0	0	0	1	6	0	1	7	6	1	0	0	0	0	0	0	0	0		

	Rodney McLeod												T.J. McDonald											
	Total	Solo	Asst	Sack	Yds	QB P	QB H	INT	PD	FF	FR	Total	Solo	Asst	Sack	Yds	QB P	QB H	INT	PD	FF	FR		
MIN	9	6	3	0	0	0	0	0	0	0	0	8	6	2	0	0	0	0	0	1	0	0		
at TB	5	5	0	0	0	0	0	1	0	0	0	9	6	3	0	0	1	0	0	0	0	0		
DAL	7	4	3	0	0	0	0	0	1	0	0	5	3	2	0	0	0	0	0	0	0	0		
at PHI	7	5	2	0	0	0	0	0	1	0	0	17	14	3	0	0	1	0	0	0	0	0		
SF	6	6	0	0	0	0	0	0	0	1	0	12	7	5	0	0	1	0	0	0	0	0		
SEA	6	3	3	0	0	1	0	0	1	0	0	5	2	3	0	0	1	0	0	0	0	0		
at KC	6	2	4	0	0	0	0	0	0	0	0	8	6	2	0	0	0	0	0	0	0	0		
at SF	8	6	2	0	0	0	0	0	0	0	0	6	4	2	0	0	1	0	0	0	0	0		
at ARI																								
DEN																								
at SD																								
OAK																								
at WAS																								
ARI																								
NYG																								
at SEA																								
TOTALS	54	37	17	0	0	1	0	1	3	1	0	70	48	22	0	0	5	0	0	1	0	0		



RAMS COACHES & PRONUNCIATION GUIDE

Head Coach	Jeff Fisher
Assistant Head Coach	Dave McGinnis
Special Teams Coordinator	John Fassel
Offensive Coordinator	Brian Schottenheimer
Defensive Coordinator	Gregg Williams
Assistant Strength	J. Aggabo
Assistant Strength	Adam Bailey
Tight Ends	Rob Boras
Offensive Line	Paul T. Boudreau
Assistant Special Teams	Paul F. Boudreau
Assistant Linebackers	Joe Bowden
Linebackers	Frank Bush
Secondary	Chuck Cecil
Quarterbacks	Frank Cignetti
Assistant Offensive Line	Andy Dickerson
Assistant Secondary	Brandon Fisher
Strength & Conditioning	Rock Gullickson
Wide Receivers	Ray Sherman
Assistant Defensive Line	Clyde Simmons
Running Backs	Ben Sirmans
Offensive Assistant	Kenan Smith
Quality Control/Offense	Andy Sugarman
Defensive Line	Mike Waufle
Quality Control/Defense	Dennard Wilson

PRONUNCIATION GUIDE

PLAYERS

11	TAVON Austin	TAY-von
55	James LAURINAITIS	Lore-in-EYE-tis
23	Rodney McLEOD	mic-CLOUD
47	Marcus ROBERSON	ROBE-er-son
4	Greg ZUERLEIN	ZURR-line



RAMS UNOFFICIAL DEPTH CHART

10/28/2014

OFFENSE

WR	81 Kenny Britt	13 Chris Givens	10 Damian Williams
TE	89 Jared Cook	46 Cory Harkey	
LT	79 <u>Greg Robinson</u>	73 Mike Person	70 Brandon Washington
LG	76 Rodger Saffold	73 Mike Person	
C	63 Scott Wells	61 Tim Barnes	67 Barrett Jones
RG	69 Davin Joseph	73 Mike Person	
RT	72 Joe Barksdale	70 Brandon Washington	
WR	11 Tavon Austin	12 Stedman Bailey	
QB	9 Austin Davis	14 Shaun Hill	
HB	30 Zac Stacy	36 Benny Cunningham	27 <u>Tre Mason</u> 34 Chase Reynolds
			42 <u>Trey Watts</u>
TE	88 Lance Kendricks	82 <u>Alex Bayer</u>	

DEFENSE

LDE	95 William Hayes	93 <u>Ethan Westbrooks</u>	
LDT	99 <u>Aaron Donald</u>	98 Kendall Langford	
RDT	90 Michael Brockers	92 Alex Carrington	
RDE	94 Robert Quinn	97 Eugene Sims	
RLB	58 Jo-Lonn Dunbar	54 Will Herring	59 Korey Toomer
MLB	55 James Laurinaitis	53 Daren Bates	51 Marshall McFadden
LLB	52 Alec Ogletree	54 Will Herring	59 Korey Toomer
LCB	22 Trumaine Johnson	33 <u>E.J. Gaines</u>	35 <u>Jemea Thomas</u>
RCB	21 Janoris Jenkins	47 <u>Marcus Roberson</u>	
FS	23 Rodney McLeod	20 <u>Lamaricus Joyner</u>	26 Mark Barron
SS	25 T.J. McDonald	38 Cody Davis	31 <u>Maurice Alexander</u>

SPECIALISTS

P	6 Johnny Hekker		
K	4 Greg Zuerlein		
H	6 Johnny Hekker		
LS	44 Jake McQuaide		
PR	11 Tavon Austin	10 Damian Williams	
KR	36 Benny Cunningham	11 Tavon Austin	13 Chris Givens

RAMS ALPHABETICAL ROSTER

#	Player	Pos	Ht	Wt	DOB	Age	Exp	College	H.S. Hometown	How Acq
31	Alexander, Maurice	S	6-1	220	2/16/1991	23	R	Utah State	St. Louis, Mo.	D4-'14
11	Austin, Tavon	WR	5-8	176	3/15/1991	23	2	West Virginia	Baltimore, Md.	D1A-'13
12	Bailey, Stedman	WR	5-10	194	11/11/1990	23	2	West Virginia	Miami, Fla.	D3B-'13
72	Barksdale, Joe	T	6-5	326	1/1/1988	26	4	LSU	Detroit, Mich.	W(OAK)-'12
61	Barnes, Tim	C	6-4	306	5/14/1988	26	3	Missouri	Longwood, Mo.	FA-'11
26	Barron, Mark	S	6-2	213	10/27/1989	25	3	Alabama	Mobile, Ala.	T(TB)-'14
53	Bates, Daren	LB	5-11	225	11/27/1990	23	2	Auburn	Olive Branch, Miss.	FA-'13
82	Bayer, Alex	TE	6-4	258	11/8/1990	23	R	Bowling Green	Pickering, Ohio	FA-'14
81	Britt, Kenny	WR	6-3	223	9/18/1988	26	6	Rutgers	Bayonne, N.J.	UFA(TEN)-'14
90	Brockers, Michael	DT	6-5	326	12/21/1990	23	3	LSU	Houston, Tex.	D1-'12
92	Carrington, Alex	DT	6-5	301	6/19/1987	27	5	Arkansas State	Tupelo, Miss.	UFA(BUF)-'14
89	Cook, Jared	TE	6-5	254	4/7/1987	27	6	South Carolina	Suwanee, Ga.	UFA(TEN)-'13
36	Cunningham, Benny	RB	5-10	217	7/7/1990	24	2	Middle Tennessee	Nashville, Tenn.	FA-'13
9	Davis, Austin	QB	6-2	221	6/2/1989	25	2	Southern Miss	Collinsville, Miss.	FA-'13
38	Davis, Cody	S	6-1	206	6/6/1989	25	2	Texas Tech	Stephenville, Tex.	FA-'13
99	Donald, Aaron	DT	6-1	285	5/23/1991	23	R	Pittsburgh	Pittsburgh, Pa.	D1B-'14
58	Dunbar, Jo-Lonn	LB	6-0	235	3/13/1985	29	7	Boston College	Syracuse, N.Y.	UFA (NO)-'12
33	Gaines, E.J.	CB	5-10	190	2/23/1992	22	R	Missouri	Independence, Mo.	D6A-'14
13	Givens, Chris	WR	6-0	203	12/6/1989	23	3	Wake Forest	Wylie, Tex.	D4-'12
46	Harkey, Cory	TE	6-4	259	6/17/1990	24	3	UCLA	Chino Hills, Calif.	FA-'12
95	Hayes, William	DE	6-3	278	5/2/1985	29	7	Winston-Salem State	High Point, N.C.	UFA (TEN)-'12
6	Hekker, Johnny	P	6-5	236	2/8/1990	24	3	Oregon State	Bothell, Wash.	FA-'12
54	Herring, Will	LB	6-3	241	8/28/1983	31	8	Auburn	Opelika, Ala.	FA-'14
14	Hill, Shaun	QB	6-3	220	1/9/1980	34	13	Maryland	Parsons, Kan.	UFA(DET)-'14
21	Jenkins, Janoris	CB	5-10	198	10/29/1988	26	3	North Alabama	Pahokee, Fla.	D2B-'12
22	Johnson, Trumaine	CB	6-2	208	1/1/1990	24	3	Montana	Stockton, Calif.	D3-'12
67	Jones, Barrett	C/G	6-4	308	5/25/1990	24	2	Alabama	Germantown, Tenn.	D4-'13
69	Joseph, Davin	G	6-3	313	11/22/1983	30	9	Oklahoma	Hallendale, Fla.	UFA (TB)-'14
20	Joyner, Lamarcus	DB	5-8	184	11/27/1990	23	R	Florida State	Ft. Lauderdale, Fla.	D2-'14
88	Kendricks, Lance	TE	6-3	250	1/30/1988	26	4	Wisconsin	Milwaukee, Wisc.	D2-'11
98	Langford, Kendall	DT	6-6	313	1/27/1986	28	7	Hampton	Petersburg, Va.	UFA (MIA)-'12
55	Laurinaitis, James	LB	6-2	248	12/3/1986	27	6	Ohio State	Plymouth, Minn.	D2-'09
27	Mason, Tre	RB	5-8	207	8/6/1993	21	R	Auburn	Palm Beach, Fla.	D3-'14
25	McDonald, T.J.	S	6-2	217	1/26/1991	23	2	USC	Fresno, Calif.	D3A-'13
51	McFadden, Marshall	LB	6-1	235	8/4/1986	28	1	South Carolina State	Lamar, S.C.	FA-'14
23	McLeod, Rodney	S	5-10	195	6/23/1990	24	3	Virginia	Oxon Hill, Md.	FA-'12
44	McQuaide, Jake	LS	6-2	244	12/7/1987	26	4	Ohio State	Cincinnati, Ohio	FA-'11
52	Ogletree, Alec	LB	6-2	245	9/25/1991	23	2	Georgia	Newnan, Ga.	D1B-'13
73	Person, Mike	T	6-4	299	6/17/1988	26	4	Montana State	Glendive, Mont.	W(SEA)-'13
94	Quinn, Robert	DE	6-4	264	5/18/1990	24	4	North Carolina	Ladson, S.C.	D1-'11
34	Reynolds, Chase	RB	6-0	205	10/22/1987	27	2	Montana	Drummond, Mont.	FA-'11
47	Roberson, Marcus	CB	6-0	191	10/4/1992	22	R	Florida	Ft. Lauderdale, Fla.	FA-'14
79	Robinson, Greg	OL	6-5	332	10/21/1992	22	R	Auburn	Thibodaux, La.	D1A-'14
76	Saffold, Rodger	T	6-5	332	6/6/1988	26	4	Indiana	Bedford, Ohio	D2-'10
97	Sims, Eugene	DE	6-6	269	3/18/1986	28	5	West Texas A&M	Mt. Olive, Miss.	D6B-'10
30	Stacy, Zac	RB	5-9	224	4/9/1991	22	2	Vanderbilt	Centreville, Ala.	D5B-'13
59	Toomer, Korey	LB	6-2	234	12/9/1988	25	3	Idaho	Las Vegas, Nev.	FA-'14
70	Washington, Brandon	T	6-2	318	8/13/1988	26	2	Miami (Fla.)	Miami, Fla.	FA-'12
42	Watts, Trey	RB	5-9	208	2/13/1991	23	R	Tulsa	Fairfax, Va.	FA-'14
63	Wells, Scott	C	6-2	302	1/7/1981	33	11	Tennessee	Brentwood, Tenn.	UFA (GB)-'12
93	Westbrooks, Ethan	DL	6-4	267	11/15/1990	23	R	West Texas A&M	Oakland, Calif.	FA-'14
10	Williams, Damian	WR	6-1	200	5/26/1988	26	5	USC	Springdale, Ark.	FA-'14
4	Zuerlein, Greg	K	6-0	196	12/27/1987	25	3	Missouri Western	Lincoln, Nebr.	D6-'12
Practice Squad (10)										
66	Baker, Steven	T	6-8	329	11/24/1988	25	1	East Carolina	Rocky Mount, N.C.	FA-'14
16	Blake, Emory	WR	6-0	192	7/18/1991	23	1	Auburn	Austin, Tex.	FA-'14
60	Bond, Travis	OL	6-6	329	12/10/1990	23	1	North Carolina	Windsor, N.C.	FA-'14
37	Bryant, Christian	S	5-9	198	3/21/1992	22	R	Ohio State	Cleveland, Ohio	D7B-'14
71	Conrath, Matt	DT	6-7	306	8/11/1989	25	3	Virginia	Oak Lawn, Ill.	FA-'12
48	Cunningham, Justice	TE	6-3	258	1/14/1991	23	1	South Carolina	Pageland, S.C.	FA-'14
17	Keenum, Case	QB	6-1	205	2/17/1988	26	2	Houston	Abilene, Tex.	W(HOU)-'14
87	Smelley, Brad	TE	6-2	235	4/20/1989	25	1	Alabama	Tuscaloosa, Ala.	FA-'14
35	Thomas, Jemea	CB	5-10	195	4/7/1990	24	R	Georgia Tech	Fitzgerald, Ga.	FA-'14
19	Wylie, Devon	WR	5-9	187	9/2/1988	26	3	Fresno State	Sacramento, Calif.	FA-'14
Injured/Reserve (8)										
8	Bradford, Sam	QB	6-4	224	11/8/1987	27	5	Oklahoma	Oklahoma City, Okla.	D1-'10
86	Brodine, Mason	TE	6-7	284	2/18/1988	26	1	Nebraska-Kearney	Elm Creek, Neb.	FA-'12
91	Long, Chris	DE	6-3	268	3/28/1985	29	7	Virginia	Charlottesville, Va.	D1-'08
77	Long, Jake	T	6-7	322	5/9/1985	29	7	Michigan	Lapeer, Mich.	UFA (MIA)-'13
32	McGee, Brandon	CB	5-11	193	12/11/1990	23	2	Miami (Fla.)	Plantation, Fla.	D5A-'13
24	Pead, Isaiah	RB	5-10	204	12/14/1989	24	3	Cincinnati	Columbus, Ohio	D2C-'12
83	Quick, Brian	WR	6-3	218	6/5/1989	25	3	Appalachian State	Columbia, S.C.	D2A-'12
65	Rhaney, Demetrius	OL	6-2	301	6/22/1992	22	R	Tennessee State	Ft. Lauderdale, Fla.	D7D-'14

RAMS NUMERICAL ROSTER

#	Player	Pos	Ht	Wt	Birth Date	Age	Exp	NFL College	H.S. Hometown	How Acq
4	Greg Zuerlein	K	6-0	196	12/27/1987	25	3	Missouri Western	Lincoln, Nebr.	D6-'12
6	Johnny Hekker	P	6-5	236	2/8/1990	24	3	Oregon State	Bothell, Wash.	FA-'12
9	Austin Davis	QB	6-2	221	6/2/1989	25	2	Southern Miss	Collinsville, Miss.	FA-'13
10	Damian Williams	WR	6-1	200	5/26/1988	26	5	USC	Springdale, Ark.	FA-'14
11	Tavon Austin	WR	5-8	176	3/15/1991	23	2	West Virginia	Baltimore, Md.	D1A-'13
12	Stedman Bailey	WR	5-10	193	11/11/1990	23	2	West Virginia	Miami, Fla.	D3B-'13
13	Chris Givens	WR	6-0	203	12/6/1989	24	3	Wake Forest	Wylie, Tex.	D4-'12
14	Shaun Hill	QB	6-3	220	1/9/1980	34	13	Maryland	Parsons, Kan.	UFA(DET)-'14
20	Lamarcus Joyner	DB	5-8	184	11/27/1990	23	R	Florida St.	Ft. Lauderdale, Fla.	D2-'14
21	Janoris Jenkins	CB	5-10	198	10/29/1988	26	3	North Alabama	Pahokee, Fla.	D2B-'12
22	Trumaine Johnson	CB	6-2	208	1/1/1990	24	3	Montana	Stockton, Calif.	D3-'12
23	Rodney McLeod	S	5-10	195	6/23/1990	24	3	Virginia	Oxon Hill, Md.	FA-'12
25	T.J. McDonald	S	6-2	217	1/26/1991	23	2	USC	Fresno, Calif.	D3A-'13
26	Mark Barron	S	6-2	213	10/27/1989	25	3	Alabama	Mobile, Ala.	T(TB)-'14
27	Tre Mason	RB	5-8	207	8/6/1993	21	R	Auburn	Palm Beach, Fla.	D3-'14
30	Zac Stacy	RB	5-9	224	4/9/1991	23	2	Vanderbilt	Centreville, Ala.	D5B-'13
31	Maurice Alexander	S	6-1	220	2/16/1991	23	R	Utah State	St. Louis, Mo.	D4-'14
33	E.J. Gaines	CB	5-10	190	2/23/1992	22	R	Missouri	Independence, Mo.	D6a-'14
34	Chase Reynolds	RB	6-0	205	10/22/1987	27	2	Montana	Drummond, Mont.	FA-'11
36	Benny Cunningham	RB	5-10	217	7/7/1990	24	2	Middle Tennessee	Nashville, Tenn.	FA-'13
38	Cody Davis	S	6-1	206	6/6/1989	25	2	Texas Tech	Stephenville, Tex.	FA-'13
42	Trey Watts	RB	5-9	208	2/13/1991	23	R	Tulsa	Fairfax, Va.	FA-'14
44	Jake McQuaide	LS	6-2	244	12/7/1987	26	4	Ohio State	Cincinnati, Ohio	FA-'11
46	Cory Harkey	TE	6-4	259	6/17/1990	24	3	UCLA	Chino Hills, Calif.	FA-'12
47	Marcus Roberson	CB	6-0	191	10/4/1992	22	R	Florida	Ft. Lauderdale, Fla.	FA-'14
51	Marshall McFadden	LB	6-1	235	8/4/1986	28	1	South Carolina State	Lamar, S.C.	FA-'14
52	Alec Ogletree	LB	6-2	245	9/25/1991	23	2	Georgia	Newnan, Ga.	D1B-'13
53	Daren Bates	LB	5-11	225	11/27/1990	23	2	Auburn	Olive Branch, Miss.	FA-'13
54	Will Herring	LB	6-3	241	8/28/1983	31	8	Auburn	Opelika, Ala.	FA-'14
55	James Laurinaitis	LB	6-2	248	12/3/1986	27	6	Ohio State	Plymouth, Minn.	D2-'09
58	Jo-Lonn Dunbar	LB	6-0	235	3/13/1985	29	7	Boston College	Syracuse, N.Y.	UFA (NO)-'12
59	Korey Toomer	LB	6-2	234	12/9/1988	25	3	Idaho	Las Vegas, Nev.	FA-'14
61	Tim Barnes	C	6-4	306	5/14/1988	26	3	Missouri	Longwood, Mo.	FA-'11
63	Scott Wells	C	6-2	302	1/7/1981	33	11	Tennessee	Brentwood, Tenn.	UFA (GB)-'12
67	Barrett Jones	G/C	6-4	308	5/25/1990	24	2	Alabama	Germantown, Tenn.	D4-'13
69	Davin Joseph	G	6-3	313	11/22/1983	30	9	Oklahoma	Hallendale, Fla.	UFA (TB)-'14
70	Brandon Washington	T	6-2	318	8/13/1988	26	2	Miami (Fla.)	Miami, Fla.	FA-'12
72	Joe Barksdale	T	6-5	326	1/1/1988	26	4	LSU	Detroit, Mich.	W (OAK)-'12
73	Mike Person	T	6-4	299	6/17/1988	26	4	Montana St.	Glendive, Mont.	W (SEA)-'13
76	Rodger Saffold	T	6-5	332	6/6/1988	26	4	Indiana	Bedford, Ohio	D2-'10
79	Greg Robinson	OL	6-5	332	10/21/1992	22	R	Auburn	Thibodaux, La.	D1a-'14
81	Kenny Britt	WR	6-3	223	9/19/1988	26	6	Rutgers	Bayonne, N.J.	UFA(TEN)-'14
82	Alex Bayer	TE	6-4	258	11/8/1990	23	R	Bowling Green	Pickering, Ohio	FA-'14
88	Lance Kendricks	TE	6-3	250	1/30/1988	26	4	Wisconsin	Milwaukee, Wisc.	D2-'11
89	Jared Cook	TE	6-5	254	4/7/1987	27	6	South Carolina	Suwanee, Ga.	UFA (TEN)-'13
90	Michael Brockers	DT	6-5	326	12/21/1990	23	3	LSU	Houston, Tex.	D1-'12
92	Alex Carrington	DT	6-5	301	6/19/1987	27	5	Arkansas State	Tupelo, Miss.	UFA(BUF)-'14
93	Ethan Westbrook	DL	6-4	267	11/15/1990	23	R	West Texas A&M	Oakland, Calif.	FA-'14
94	Robert Quinn	DE	6-4	264	5/18/1990	24	4	North Carolina	Ladson, S.C.	D1-'11
95	William Hayes	DE	6-3	278	5/2/1985	29	7	Winston-Salem St.	High Point, N.C.	UFA (TEN)-'12
97	Eugene Sims	DE	6-6	269	3/18/1986	28	5	West Texas A&M	Mt. Olive, Miss.	D6B-'10
98	Kendall Langford	DT	6-6	313	1/27/1986	28	7	Hampton	Petersburg, Va.	UFA (MIA)-'12
99	Aaron Donald	DT	6-1	285	5/23/1991	23	R	Pittsburgh	Pittsburgh, Pa.	D1b-'14
Practice Squad (10)										
16	Emory Blake	WR	6-0	192	7/18/1991	23	1	Auburn	Austin, Tex.	FA-'14
17	Case Keenum	QB	6-1	205	2/17/1988	26	2	Houston	Abilene, Tex.	W(HOU)-'14
19	Devon Wylie	WR	5-9	187	9/2/1988	26	3	Fresno State	Sacramento, Calif.	FA-'14
35	Jemea Thomas	CB	5-10	195	4/7/1990	24	R	Georgia Tech	Fitzgerald, Ga.	FA-'14
37	Christian Bryant	S	5-9	198	3/21/1992	22	R	Ohio State	Cleveland, Ohio	D7B-'14
48	Justice Cunningham	TE	6-3	258	1/14/1991	23	1	South Carolina	Pageland, S.C.	FA-'14
60	Travis Bond	OL	6-6	329	12/10/1990	23	1	North Carolina	Windsor, N.C.	FA-'14
66	Steven Baker	T	6-8	329	11/24/1988	25	1	East Carolina	Rocky Mount, N.C.	FA-'14
71	Matt Conrath	DT	6-7	306	8/11/1989	25	3	Virginia	Oak Lawn, Ill.	FA-'12
87	Brad Smelley	TE	6-2	235	4/20/1989	25	1	Alabama	Tuscaloosa, Ala.	FA-'14
Injured/Reserve (8)										
8	Sam Bradford	QB	6-4	224	11/8/1987	27	5	Oklahoma	Oklahoma City, Okla.	D1-'10
24	Isaiah Pead	RB	5-10	204	12/14/1989	24	3	Cincinnati	Columbus, Ohio	D2C-'12
32	Brandon McGee	CB	5-11	193	12/11/1990	23	2	Miami (Fla.)	Plantation, Fla.	D5A-'13
65	Demetrius Rhaney	OL	6-2	301	6/22/1992	22	R	Tennessee State	Ft. Lauderdale, Fla.	D7D-'14
83	Brian Quick	WR	6-3	218	6/5/1989	25	3	Appalachian St.	Columbia, S.C.	D2A-'12
86	Mason Brodine	TE	6-7	284	2/18/1988	26	1	Nebraska-Kearney	Elm Creek, Neb.	FA-'12
77	Jake Long	T	6-7	322	5/9/1985	29	7	Michigan	Lapeer, Mich.	UFA (MIA)-'13
91	Chris Long	DE	6-3	268	3/28/1985	29	7	Virginia	Charlottesville, Va.	D1-'08



ST. LOUIS RAMS ROSTER BY EXPERIENCE

11/4/2014

	#	Player	Pos	Ht	Wt	Birth Date	Age	Exp	NFL College	H.S. Hometown	How Acq
13th year (1)	14	Hill, Shaun	QB	6-3	220	1/9/1980	34	13	Maryland	Parsons, Kan.	UFA(DET)-'14
11th year (1)	63	Wells, Scott	C	6-2	300	1/7/1981	33	11	Tennessee	Brentwood, Tenn.	UFA (GB)-'12
9th year (1)	69	Joseph, Davin	G	6-3	313	11/22/1983	30	9	Oklahoma	Hallendale, Fla.	UFA (TB)-'14
8th year (1)	54	Herring, Will	LB	6-3	241	8/28/1983	31	8	Auburn	Opelika, Ala.	FA-'14
7th year (5)	58	Dunbar, Jo-Lonn	LB	6-0	235	3/13/1985	29	7	Boston College	Syracuse, N.Y.	UFA (NO)-'12
	95	Hayes, William	DE	6-3	272	5/2/1985	29	7	Winston-Salem State	High Point, N.C.	UFA (TEN)-'12
	98	Langford, Kendall	DT	6-6	295	1/27/1986	28	7	Hampton	Petersburg, Va.	UFA (MIA)-'12
	91	Long, Chris	DE	6-3	276	3/28/85	29	7	Virginia	Charlottesville, Va.	D1-'08
	77	Long, Jake*	T	6-7	319	5/9/1985	29	7	Michigan	Lapeer, Mich.	UFA (MIA)-'13
6th year (3)	81	Britt, Kenny	WR	6-3	223	9/18/1988	25	6	Rutgers	Bayonne, N.J.	UFA(TEN)-'14
	89	Cook, Jared	TE	6-5	248	4/7/1987	27	6	South Carolina	Suwanee, Ga.	UFA(TEN)-'13
	55	Laurinaitis, James	LB	6-2	247	12/3/86	27	6	Ohio State	Plymouth, Minn.	D2-'09
5th year (5)	8	Bradford, Sam*	QB	6-4	228	11/8/87	27	5	Oklahoma	Oklahoma City, Okla.	D1-'10
	92	Carrington, Alex	DT	6-5	301	6/19/1987	26	5	Arkansas State	Tupelo, Miss.	UFA(BUF)-'14
	76	Saffold, Rodger	T	6-5	332	6/6/1988	26	5	Indiana	Bedford, Ohio	D2-'10
	97	Sims, Eugene	DE	6-6	250	3/18/86	28	5	West Texas A&M	Mt. Olive, Miss.	D6B-'10
	10	Williams, Damian	WR	6-1	200	5/26/1988	26	5	USC	Springdale, Ark.	FA-'14
4th year (5)	72	Barksdale, Joe	T	6-5	329	1/1/1988	26	4	LSU	Detroit, Mich.	W(OAK)-'12
	88	Kendricks, Lance	TE	6-3	247	1/30/88	26	4	Wisconsin	Milwaukee, Wisc.	D2-'11
	44	McQuaide, Jake	LS	6-2	247	12/7/87	26	4	Ohio State	Cincinnati, Ohio	FA-'11
	73	Person, Mike	T	6-4	299	6/17/1988	25	4	Montana St.	Glendive, Mont.	W(SEA)-'13
	94	Quinn, Robert	DE	6-4	264	5/18/90	24	4	North Carolina	Ladson, S.C.	D1-'11
3rd year (13)	61	Barnes, Tim	C	6-4	300	5/14/1988	26	3	Missouri	Longwood, Mo.	FA-'11
	26	Barron, Mark	S	6-2	213	10/27/1989	25	3	Alabama	Mobile, Ala.	T(TB)-'14
	90	Brockers, Michael	DT	6-5	322	12/21/1990	23	3	LSU	Houston, Tex.	D1-'12
	9	Davis, Austin	QB	6-2	221	6/2/1989	24	3	Southern Miss	Collinsville, Miss.	FA-'13
	13	Givens, Chris	WR	6-0	198	12/6/1989	24	3	Wake Forest	Wylie, Tex.	D4-'12
	46	Harkey, Cory	TE	6-4	260	6/17/1990	23	3	UCLA	Chino Hills, Calif.	FA-'12
	6	Hekker, Johnny	P	6-5	227	2/8/1990	24	3	Oregon State	Bothell, Wash.	FA-'12
	21	Jenkins, Janoris	CB	5-10	193	10/29/1988	26	3	North Alabama	Pahokee, Fla.	D2B-'12
	22	Johnson, Trumaine	CB	6-2	204	1/1/1990	24	3	Montana	Stockton, Calif.	D3-'12
	23	McLeod, Rodney	S	5-10	183	6/23/1990	24	3	Virginia	Oxon Hill, Md.	FA-'12
	24	Pead, Isaiah*	RB	5-10	204	12/14/1989	24	3	Cincinnati	Columbus, Ohio	D2C-'12
	83	Quick, Brian	WR	6-3	220	6/5/1989	24	3	Appalachian St.	Columbia, S.C.	D2A-'12
	4	Zuerlein, Greg	K	6-0	187	12/27/1987	26	3	Missouri Western	Lincoln, Nebr.	D6-'12
2nd year (11)	11	Austin, Tavon	WR	5-8	174	3/15/1991	23	2	West Virginia	Baltimore, Md.	D1A-'13
	12	Bailey, Stedman	WR	5-10	193	11/11/1990	23	2	West Virginia	Miami, Fla.	D3B-'13
	53	Bates, Daren	LB	5-11	225	11/27/1990	23	2	Auburn	Olive Branch, Miss.	FA-'13
	36	Cunningham, Benny	RB	5-10	217	7/7/1990	23	2	Middle Tennessee	Nashville, Tenn.	FA-'13
	38	Davis, Cody	S	6-1	206	6/6/1989	24	2	Texas Tech	Stephenville, Tex.	FA-'13
	67	Jones, Barrett	C/G	6-4	306	5/25/1990	24	2	Alabama	Germantown, Tenn.	D4-'13
	25	McDonald, T.J.	S	6-2	219	1/26/1991	23	2	USC	Fresno, Calif.	D3A-'13
	32	McGee, Brandon*	CB	5-11	193	12/11/1990	23	2	Miami (Fla.)	Plantation, Fla.	D5A-'13
	52	Ogletree, Alec	LB	6-2	242	9/25/1991	22	2	Georgia	Newnan, Ga.	D1B-'13
	34	Reynolds, Chase	RB	6-0	200	10/22/1987	26	2	Montana	Drummond, Mont.	FA-'11
1st Year (3)	70	Washington, Brandon	T	6-2	318	8/13/1988	26	2	Miami (Fla.)	Miami, Fla.	FA-'12
	86	Brodine, Mason*	TE	6-7	284	2/18/1988	26	1	Nebraska-Kearney	Elm Creek, Neb.	FA-'12
	51	McFadden, Marshall	LB	6-1	235	8/4/1986	28	1	South Carolina State	Lamar, S.C.	FA-'14
Rookie (12)	31	Alexander, Maurice	S	6-1	220	2/16/1991	23	R	Utah State	St. Louis, Mo.	D4-'14
	82	Bayer, Alex	TE	6-4	258	11/8/1990	23	R	Bowling Green	Pickering, Ohio	FA-'14
	99	Donald, Aaron	DT	6-1	285	5/23/1991	23	R	Pittsburgh	Pittsburgh, Pa.	D1b-'14
	23	Gaines, E.J.	CB	5-10	190	2/23/1992	22	R	Missouri	Independence, Mo.	D6a-'14
	20	Joyner, Lamarcus	DB	5-8	184	11/27/1990	23	R	Florida St.	Ft. Lauderdale, Fla.	D2-'14
	27	Mason, Tre	RB	5-8	207	8/6/1993	21	R	Auburn	Palm Beach, Fla.	D3-'14
	65	Rhaney, Demetrius*	OL	6-2	301	6/22/1992	21	R	Tennessee State	Ft. Lauderdale, Fla.	D7D-'14
	47	Roberson, Marcus	CB	6-0	191	10/4/1992	22	R	Florida	Ft. Lauderdale, Fla.	FA-'14
	79	Robinson, Greg	OL	6-5	332	10/21/1992	21	R	Auburn	Thibodaux, La.	D1a-'14
	35	Thomas, Jemea	CB	5-10	195	4/7/1990	24	R	Georgia Tech	Fitzgerald, Ga.	FA-'14
	42	Watts, Trey	RB	5-9	208	2/13/1991	23	R	Tulsa	Fairfax, Va.	FA-'14
	93	Westbrooks, Ethan	DL	6-4	267	11/15/1990	23	R	West Texas A&M	Oakland, Calif.	FA-'14

*Reserve-Injured



ST. LOUIS RAMS POSITIONAL ROSTER

11/4/2014

#	Player	Pos	Ht	Wt	Birth		NFL		College	H.S. Hometown	How Acq
					Date	Age	Exp				
QUARTERBACKS (2)											
9	Austin Davis	QB	6-2	221	6/2/1989	24	3	Southern Miss	Collinsville, Miss.	FA-'13	
14	Shaun Hill	QB	6-3	220	1/9/1980	34	13	Maryland	Parsons, Kan.	UFA(DET)-'14	
RUNNING BACKS (5)											
27	Tre Mason	RB	5-8	207	8/6/1993	21	R	Auburn	Palm Beach, Fla.	D3-'14	
30	Zac Stacy	RB	5-8	224	4/9/1991	23	2	Vanderbilt	Centreville, Ala.	D5B-'13	
34	Chase Reynolds	RB	6-0	205	10/22/1987	26	2	Montana	Drummond, Mt.	FA-'11	
36	Benny Cunningham	RB	5-10	217	7/7/1990	23	2	Middle Tennessee	Nashville, Tenn.	FA-'13	
42	Trey Watts	RB	5-9	208	2/13/1991	23	R	Tulsa	Fairfax, Va.	FA-'14	
WIDE RECEIVERS (5)											
10	Damian Williams	WR	6-1	200	5/26/1988	26	5	USC	Springdale, Ark.	FA-'14	
11	Tavon Austin	WR	5-8	176	3/15/91	23	2	West Virginia	Baltimore, Md.	D1A-'13	
12	Stedman Bailey	WR	5-10	193	11/11/1990	23	2	West Virginia	Miami, Fla.	D3B-'13	
13	Chris Givens	WR	6-0	203	12/6/89	24	3	Wake Forest	Wylie, Tex.	D4-'12	
81	Kenny Britt	WR	6-3	223	9/19/1988	25	6	Rutgers	Bayonne, N.J.	UFA(TEN)-'14	
TIGHT ENDS (4)											
46	Cory Harkey	TE	6-4	259	6/17/90	23	3	UCLA	Chino Hills, Calif.	FA-'12	
82	Alex Bayer	TE	6-4	258	11/8/1990	23	R	Bowling Green	Pickering, Ohio	FA-'14	
88	Lance Kendricks	TE	6-3	250	1/30/88	26	4	Wisconsin	Milwaukee, Wisc.	D2-'11	
89	Jared Cook	TE	6-5	254	4/7/1987	27	6	South Carolina	Suwanee, Ga.	UFA(TEN)-'13	
OFFENSIVE LINE (9)											
61	Tim Barnes	C	6-4	306	5/14/1988	26	3	Missouri	Longwood, Mo.	FA-'11	
63	Scott Wells	C	6-2	302	1/7/81	33	11	Tennessee	Brentwood, Tenn.	UFA (GB)-'12	
67	Barrett Jones	C/G	6-4	308	5/25/1990	24	2	Alabama	Germantown, Tenn.	D4-'13	
69	Davin Joseph	G	6-3	313	11/22/1983	30	9	Oklahoma	Hallendale, Fla.	UFA (TB)-'14	
70	Brandon Washington	T	6-2	318	8/13/1988	26	2	Miami (Fla.)	Miami, Fla.	FA-'12	
72	Joe Barksdale	T	6-5	326	1/1/1988	26	4	LSU	Detroit, Mich.	W(OAK)-'12	
73	Mike Person	T	6-4	299	6/17/1988	25	4	Montana St.	Glendive, Mont.	W(SEA)-'13	
76	Rodger Saffold	T	6-5	332	6/6/1988	26	5	Indiana	Bedford, Ohio	D2-'10	
79	Greg Robinson	OL	6-5	332	10/21/1992	21	R	Auburn	Thibodaux, La.	D1a-'14	
DEFENSIVE LINE (8)											
90	Michael Brockers	DT	6-5	326	12/21/90	23	3	LSU	Houston, Tex.	D1-'11	
92	Alex Carrington	DT	6-5	301	6/19/1987	26	5	Arkansas State	Tupelo, Miss.	UFA(BUF)-'14	
93	Ethan Westbrooks	DT	6-4	267	11/15/1990	23	R	West Texas A&M	Oakland, Calif.	FA-'14	
94	Robert Quinn	DE	6-4	264	5/18/90	24	4	North Carolina	Ladson, S.C.	D1-'11	
95	William Hayes	DE	6-3	278	5/2/85	28	7	Winston-Salem St.	High Point, N.C.	UFA (TEN)-'12	
97	Eugene Sims	DE	6-6	269	3/18/86	28	5	West Texas A&M	Mt. Olive, Miss.	D6B-'10	
98	Kendall Langford	DT	6-6	313	1/27/86	28	7	Hampton	Petersburg, Va.	UFA (MIA)-'12	
99	Aaron Donald	DT	6-1	285	5/23/1991	23	R	Pittsburgh	Pittsburgh, Pa.	D1b-'14	
LINEBACKERS (7)											
51	Marshall McFadden	LB	6-1	235	8/4/1986	28	1	South Carolina State	Lamar, S.C.	FA-'14	
52	Alec Ogletree	LB	6-2	245	9/25/91	22	2	Georgia	Newnan, Ga.	D1B-'13	
53	Daren Bates	LB	5-11	225	11/27/1990	23	2	Auburn	Olive Branch, Miss.	FA-'13	
54	Will Herring	LB	6-3	241	8/28/1983	31	8	Auburn	Opelika, Ala.	FA-'14	
55	James Laurinaitis	LB	6-2	248	12/3/86	27	6	Ohio State	Plymouth, Minn.	D2-'09	
58	Jo-Lonn Dunbar	LB	6-0	235	3/13/1985	29	7	Boston College	Syracuse, N.Y.	UFA (NO)-'12	
59	Korey Toomer	LB	6-2	234	12/9/1988	25	3	Idaho	Las Vegas, Nev.	FA-'14	
SECONDARY (10)											
20	Lamarcus Joyner	DB	5-8	184	11/27/1990	23	R	Florida St.	Ft. Lauderdale, Fla.	D2-'14	
21	Janoris Jenkins	CB	5-10	198	10/29/88	26	3	North Alabama	Pahokee, Fla.	D2B-'12	
22	Trumaine Johnson	CB	6-2	208	1/1/90	24	3	Montana	Stockton, Calif.	D3-'12	
23	Rodney McLeod	S	5-10	195	6/23/90	24	3	Virginia	Oxon Hill, Md.	FA-'12	
25	T.J. McDonald	S	6-2	217	1/26/91	23	2	USC	Fresno, Calif.	D3A-'13	
26	Mark Barron	S	6-2	213	10/27/1989	25	3	Alabama	Mobile, Ala.	T(TB)-'14	
31	Maurice Alexander	S	6-1	220	2/16/1991	23	R	Utah State	St. Louis, Mo.	D4-'14	
33	E.J. Gaines	CB	5-10	190	2/23/1992	22	R	Missouri	Independence, Mo.	D6a-'14	
38	Cody Davis	S	6-1	206	6/6/1989	23	2	Texas Tech	Stephenville, Tex.	FA-'13	
47	Marcus Roberson	CB	6-0	191	10/4/1992	22	R	Florida	Ft. Lauderdale, Fla.	FA-'14	
SPECIALISTS (3)											
4	Greg Zuerlein	K	6-0	196	12/27/87	26	3	Missouri Western	Lincoln, Neb.	D6-'12	
6	Johnny Hekker	P	6-5	236	2/8/1990	24	3	Oregon State	Bothell, Wash.	FA-'12	
44	Jake McQuaide	LS	6-2	244	12/7/87	26	4	Ohio State	Cincinnati, Ohio	FA-'11	

2014 ST. LOUIS RAMS TRANSACTIONS

Date	Name	Move	Date	Name	Move
Dec. 30	T Sean Hooley	Signed to Future Contract	Aug. 29	WR Austin Franklin	Waived
Dec. 30	CB Darren Woodard	Signed to Future Contract	Aug. 29	QB Garrett Gilbert	Waived
Dec. 30	WR Emory Blake	Signed to Future Contract	Aug. 29	DT Deantre Harlan	Waived
Dec. 30	DL Mason Brodine	Signed to Future Contract	Aug. 29	LB Aaron Hill	Waived
Dec. 30	TE Justice Cunningham	Signed to Future Contract	Aug. 29	T Sean Hooley	Waived
Jan. 7	LB Caleb McSurdy	Signed to Future Contract	Aug. 29	DB Greg Reid	Waived
Mar. 7	G Harvey Dahl	Released (Failed Physical)	Aug. 29	LB Etienne Sabino	Waived
Mar. 13	OL Rodger Saffold	Re-signed	Aug. 29	TE Brad Smelley	Waived
Mar. 13	LB Jo-Lonn Dunbar	Re-signed	Aug. 29	LB Phillip Steward	Waived
Mar. 24	CB Greg Reid	Signed	Aug. 29	T Mitchell Van Dyk	Waived
Mar. 24	LB Etienne Sabino	Signed	Aug. 29	WR Justin Veltung	Waived
Mar. 26	DT Alex Carrington	Signed	Aug. 29	LB Lawrence Wilson	Waived
Mar. 31	QB Shaun Hill	Signed	Aug. 29	CB Darren Woodard	Waived
April 5	WR Kenny Britt	Signed	Aug. 30	OL Brandon Washington	Waived
April 8	P Bobby Cowan	Signed	Aug. 30	DT Matt Conrath	Waived
May 5	WR T.J. Moe	Signed	Aug. 30	S Christian Bryant	Waived
May 8	OL Greg Robinson	Selected in the first round (2nd overall)	Aug. 30	DE Michael Sam	Waived
May 8	DT Aaron Donald	Selected in the first round (13th overall)	Aug. 31	WR Emory Blake	Signed to Practice Squad
May 9	CB Lamarcus Joyner	Selected in the second round (41st overall)	Aug. 31	S Christian Bryant	Signed to Practice Squad
May 9	RB Tre Mason	Selected in the third round (75th overall)	Aug. 31	DT Matt Conrath	Signed to Practice Squad
May 10	S Maurice Alexander	Selected in the fourth round (110th overall)	Aug. 31	S Matt Daniels	Signed to Practice Squad
May 10	CB E.J. Gaines	Selected in the sixth round (188th overall)	Aug. 31	QB Garrett Gilbert	Signed to Practice Squad
May 10	QB Garrett Gilbert	Selected in the sixth round (214th overall)	Aug. 31	T Sean Hooley	Signed to Practice Squad
May 10	T Mitchell Van Dyk	Selected in the seventh round (226th overall)	Aug. 31	WR Justin Veltung	Signed to Practice Squad
May 10	S Christian Bryant	Selected in the seventh round (241st overall)	Aug. 31	OL Brandon Washington	Signed to Practice Squad
May 10	DE Michael Sam	Selected in the seventh round (249 overall)	Sept. 1	TE Justice Cunningham	Placed on Reserve-Injured
May 10	C Demetrius Rhaney	Selected in the seventh round (250 overall)	Sept. 1	QB Case Keenum	Claimed off waivers from HOU
May 12	TE Alex Bayer	Signed as an undrafted rookie free agent	Sept. 1	LB Kevin Riddick	Signed to Practice Squad
May 12	CB Jarrid Bryant	Signed as an undrafted rookie free agent	Sept. 1	LB Denicos Allen	Signed to Practice Squad
May 12	S Avery Cunningham	Signed as an undrafted rookie free agent	Sept. 3	S Matt Daniels	Released from Practice Squad
May 12	WR Austin Franklin	Signed as an undrafted rookie free agent	Sept. 3	TE Brad Smelley	Signed to Practice Squad
May 12	DT Deantre Harlan	Signed as an undrafted rookie free agent	Sept. 5	T Sean Hooley	Released from Practice Squad
May 12	LB Aaron Hill	Signed as an undrafted rookie free agent	Sept. 5	T Mike Remmers	Signed to Practice Squad
May 12	FB Kadeem Jones	Signed as an undrafted rookie free agent	Sept. 11	DE Chris Long	Placed on Reserve-Injured, Des. To Return
May 12	T Emmanuel McCray	Signed as an undrafted rookie free agent	Sept. 11	DT Matt Conrath	Signed from Practice Squad to Active Roster
May 12	LB Johnny Millard	Signed as an undrafted rookie free agent	Sept. 11	DE Kourtnei Brown	Signed to Practice Squad
May 12	CB Marcus Roberson	Signed as an undrafted rookie free agent	Sept. 15	DT Matt Conrath	Waived
May 12	T Abasi Salimu	Signed as an undrafted rookie free agent	Sept. 16	LB Kevin Riddick	Released from Practice Squad
May 12	WR Jamaine Sherman	Signed as an undrafted rookie free agent	Sept. 17	DT Matt Conrath	Signed to Practice Squad
May 12	RB Trey Watts	Signed as an undrafted rookie free agent	Sept. 17	WR Stedman Bailey	Activated from Reserve-Suspended
May 12	DT Ethan Westbrook	Signed as an undrafted rookie free agent	Sept. 19	CB Jemea Thomas	Signed to Practice Squad
May 12	LB Tavarius Wilson	Signed as an undrafted rookie free agent	Sept. 25	TE Brad Smelley	Released from Practice Squad
May 13	LS Jorgen Hus	Claimed off waivers from SEA	Sept. 25	WR Justin Veltung	Signed to Practice Squad
May 15	DT Jermelle Cudjo	Released	Sept. 30	DE Kourtnei Brown	Released from Practice Squad
May 15	RB Daryl Richardson	Waived	Sept. 30	TE Brad Smelley	Signed to Practice Squad
May 15	OL Graham Pocic	Waived	Oct. 6	LB Ray Ray Armstrong	Waived
May 15	T Emmanuel McCray	Waived	Oct. 7	LB Will Herring	Signed
May 21	OL Travis Bond	Claimed off waivers from CAR	Oct. 7	LB Marshall McFadden	Signed to Practice Squad
May 22	WR Jordan Harris	Signed	Oct. 7	WR Justin Veltung	Released from Practice Squad
May 27	WR Dontae Spencer	Signed	Oct. 20	WR Austin Pettis	Waived
May 28	G Davin Joseph	Signed	Oct. 20	WR Emory Blake	Released from Practice Squad
July 22	LB Caleb McSurdy	Waived	Oct. 21	LB Marshall McFadden	Signed from Practice Squad to Active Roster
July 22	T Abasi Salimu	Waived	Oct. 21	LB Denicos Allen	Released from Practice Squad
July 22	WR Dontae Spencer	Waived	Oct. 21	WR Kadron Boone	Signed to Practice Squad
July 22	LB Tavarius Wilson	Waived	Oct. 21	LB Korey Toomer	Signed to Practice Squad
July 22	LB Lawrence Wilson	Signed	Oct. 21	WR Devon Wylie	Signed to Practice Squad
July 22	T R.J. Dill	Signed	Oct. 25	CB Brandon McGee	Placed on Reserve-Injured
July 22	LB Pat Schiller	Signed	Oct. 25	CB Jemea Thomas	Signed from Practice Squad to Active Roster
July 22	T D.J. Morrell	Signed	Oct. 28	T Jake Long	Placed on Reserve-Injured
July 25	DE Kourtnei Brown	Signed	Oct. 28	QB Case Keenum	Waived
July 25	WR Jamaine Sherman	Waived - Injured	Oct. 28	QB Garrett Gilbert	Released from Practice Squad
Aug. 11	TE Mason Brodine	Waived - Injured	Oct. 28	S Mark Barron	Acquired in a trade from Tampa Bay
Aug. 11	TE Brad Smelley	Signed	Oct. 28	LB Korey Toomer	Signed from Practice Squad to Active Roster
Aug. 21	RB Isaiah Pead	Waived - Injured	Oct. 28	WR Brian Quick	Placed on Reserve-Injured
Aug. 25	CB Jarrid Bryant	Waived	Oct. 28	OL Brandon Washington	Signed from Practice Squad to Active Roster
Aug. 25	P Bobby Cowan	Waived	Oct. 28	T Steven Baker	Signed to Practice Squad
Aug. 25	T R.J. Dill	Waived	Oct. 28	TE Justice Cunningham	Signed to Practice Squad
Aug. 25	WR Jordan Harris	Waived	Oct. 28	OL Travis Bond	Signed to Practice Squad
Aug. 25	LS Jorgen Hus	Waived	Oct. 28	WR Emory Blake	Signed to Practice Squad
Aug. 25	FB Kadeem Jones	Waived	Oct. 29	WR Kadron Boone	Released from Practice Squad
Aug. 25	LB Johnny Millard	Waived	Oct. 29	WR Damian Williams	Signed
Aug. 25	WR T.J. Moe	Waived	Oct. 29	CB Jemea Thomas	Waived
Aug. 25	T D.J. Morrell	Waived	Oct. 30	QB Case Keenum	Signed to Practice Squad
Aug. 25	LB Pat Schiller	Waived - Injured	Oct. 30	CB Jemea Thomas	Signed to Practice Squad
Aug. 26	QB Sam Bradford	Placed on Reserve - Injured			
Aug. 26	OL Demetrius Rhaney	Placed on Reserve - Injured			
Aug. 26	DE Sammy Brown	Waived			
Aug. 26	S Matt Daniels	Waived			
Aug. 29	WR Emory Blake	Waived			
Aug. 29	OL Travis Bond	Waived			
Aug. 29	DE Kourtnei Brown	Waived			
Aug. 29	S Avery Cunningham	Waived			



2014 ST. LOUIS RAMS PARTICIPATION CHART

#	Player	2014				1	2	3	4	5	6	7	8	9	10	11	12	13	14	15	16
		GP	GS	D	IA	9/7	9/14	9/21	10/5	10/13	10/19	10/26	11/2	11/9	11/16	11/23	11/30	12/7	12/11	12/21	12/28
31	Alexander, Maurice	2	0	0	6	IA	X	IA	IA	X	IA	IA	IA								
57	Allen, Denicos	0	0	0	0	PS	PS	PS	PS	PS	PS	O	O								
50	Armstrong, Ray Ray	4	0	0	0	X	X	X	X	O	O	O	O								
11	Austin, Tavon	7	2	0	1	X	X	IA	X	WR	X	X	WR								
12	Bailey, Stedman	6	0	0	0	SUS	SUS	X	X	X	X	X	X								
66	Baker, Steven	0	0	0	0	O	O	O	O	O	O	O	PS								
72	Barksdale, Joe	8	8	0	0	RT	RT	RT	RT	RT	RT	RT	RT								
61	Barnes, Tim	6	0	0	2	X	X	X	X	X	IA	IA	X								
26	Barron, Mark	1	0	0	0	O	O	O	O	O	O	O	X								
53	Bates, Daren	8	0	0	0	X	X	X	X	X	X	X	X								
82	Bayer, Alex	4	0	0	4	IA	IA	X	X	X	X	IA	IA								
16	Blake, Emory	0	0	0	0	PS	PS	PS	PS	PS	PS	O	PS								
60	Bond, Travis	0	0	0	0	O	O	O	O	O	O	O	PS								
15	Boone, Kadron	0	0	0	0	O	O	O	O	O	O	PS	O								
81	Britt, Kenny	8	5	0	0	WR	X	X	X	WR	WR	WR	WR								
90	Brockers, Michael	8	8	0	0	RDT	RDT	RDT	RDT	LDT	RDT	RDT	RDT								
59	Brown, Kourtnei	0	0	0	0	O	PS	PS	PS	O	O	O	O								
37	Bryant, Christian	0	0	0	0	PS	PS	PS	PS	PS	PS	PS	PS								
92	Carrington, Alex	7	0	0	1	X	X	X	X	IA	X	X	X								
89	Cook, Jared	8	4	0	0	X	TE	TE	TE	TE	X	X	X								
71	Conrath, Matt	0	0	0	1	PS	IA	PS	PS	PS	PS	PS	PS								
36	Cunningham, Benny	8	2	0	0	X	X	X	X	X	RB	RB	X								
48	Cunningham, Justice	0	0	0	0	O	O	O	O	O	O	O	PS								
9	Davis, Austin	8	7	0	0	X	QB	QB	QB	QB	QB	QB	QB								
38	Davis, Cody	7	0	0	1	X	X	X	X	X	X	X	IA								
99	Donald, Aaron	8	4	0	0	X	X	X	X	RDT	LDT	LDT	LDT								
58	Dunbar, Jo-Lonn	8	8	0	0	RLB	RLB	RLB	RLB	RLB	RLB	RLB	RLB								
33	Gaines, E.J.	8	8	0	0	LCB	LCB	LCB	LCB	LCB	LCB	LCB	LCB								
5	Gilbert, Garrett	0	0	0	0	PS	PS	PS	PS	PS	PS	PS	O								
13	Givens, Chris	8	0	0	2	X	X	X	IA	IA	X	X	X								
46	Harkey, Cory	8	7	0	0	TE	TE	TE	TE	X	FB	TE	TE								
95	Hayes, William	8	7	0	0	X	LDE	LDE	LDE	LDE	LDE	LDE	LDE								
6	Hekker, Johnny	8	0	0	0	X	X	X	X	X	X	X	X								
54	Herring, Will	4	0	0	0	O	O	O	O	X	X	X	X								
14	Hill, Shaun	2	1	6	0	QB	D	D	D	D	D	D	X								
64	Hooey, Sean	0	0	0	0	PS	O	O	O	O	O	O	O								
21	Jenkins, Janoris	6	6	0	2	RCB	RCB	RCB	RCB	RCB	RCB	IA	IA								
22	Johnson, Trumaine	1	0	0	7	IA	IA	IA	IA	IA	IA	IA	X								
67	Jones, Barrett	3	0	0	5	IA	IA	IA	IA	IA	X	X	X								
69	Joseph, Davin	8	5	0	0	RG	RG	RG	RG	X	X	X	RG								
20	Joyner, Lamarcus	7	0	0	1	X	IA	X	X	X	X	X	X								
17	Keenum, Case	0	0	1	6	IA	D	IA	IA	IA	IA	IA	PS								
88	Kendricks, Lance	8	8	0	0	TE	TE	TE	TE	TE	TE	TE	TE								
98	Langford, Kendall	8	4	0	0	LDT	LDT	LDT	LDT	X	X	X	X								
55	Laurinaitis, James	8	8	0	0	MLB	MLB	MLB	MLB	MLB	MLB	MLB	MLB								
91	Long, Chris	1	1	0	0	LDE	IR	IR	IR	IR	IR	IR	IR								
77	Long, Jake	7	7	0	0	LT	LT	LT	LT	LT	LT	LT	IR								
51	McFadden, Marshall	1	0	0	0	O	O	O	O	PS	PS	X	X								
27	Mason, Tre	4	1	0	4	IA	IA	IA	IA	X	X	X	RB								
25	McDonald, T.J.	8	8	0	0	SS	SS	SS	SS	SS	SS	SS	SS								
32	McGee, Brandon	2	0	0	4	X	X	IA	IA	IA	IA	IA	IR								
23	McLeod, Rodney	8	8	0	0	FS	FS	FS	FS	FS	FS	FS	FS								
44	McQuaide, Jake	8	0	0	0	X	X	X	X	X	X	X	X								
52	Ogletree, Alec	7	7	0	0	LLB	LLB	LLB	LLB	LLB	LLB	LLB	LLB								
73	Person, Mike	7	0	0	0	X	X	X	X	X	X	X	X								
18	Pettis, Austin	5	0	0	1	X	X	X	X	X	IA	O	O								
83	Quick, Brian	7	6	0	0	WR	WR	WR	WR	X	WR	WR	IR								
94	Quinn, Robert	8	8	0	0	RDE	RDE	RDE	RDE	RDE	RDE	RDE	RDE								
51	Reddick, Kevin	0	0	0	0	PS	PS	O	O	O	O	O	O								
60	Remmers, Mike	0	0	0	0	PS	PS	PS	PS	PS	PS	PS	O								
34	Reynolds, Chase	8	0	0	1	X	X	X	X	IA	X	X	X								
47	Roberson, Marcus	8	2	0	0	X	X	X	X	X	X	RCB	RCB								
79	Robinson, Greg	8	4	0	0	X	X	X	X	LG	LG	LG	LT								
76	Saffold, Rodger	8	8	0	0	LG	LG	LG	LG	RG	RG	RG	LG								
97	Sims, Eugene	8	0	0	0	X	X	X	X	X	X	X	X								
87	Smelley, Brad	0	0	0	0	PS	PS	PS	PS	PS	PS	PS	PS								
30	Stacy, Zac	7	6	1	0	RB	RB	RB	RB	RB	X	X	D								
35	Thomas, Jemea	1	0	0	0	O	O	PS	PS	PS	PS	X	PS								
59	Toomer, Korey	0	0	0	1	O	O	O	O	O	O	PS	IA								
19	Veltung, Justin	0	0	0	0	PS	PS	PS	PS	O	O	O	O								
70	Washington, Brandon	0	0	0	1	PS	PS	PS	PS	PS	PS	PS	IA								
42	Watts, Trey	7	0	0	1	X	IA	X	X	X	X	X	X								
63	Wells, Scott	8	8	0	0	C	C	C	C	C	C	C	C								
93	Westbrooks, Ethan	4	0	0	4	IA	X	X	X	X	IA	IA	IA								
10	Williams, Damian	1	0	0	0	O	O	O	O	O	O	O	X								
19	Wylie, Devon	0	0	0	0	O	O	O	O	O	O	O	PS								
4	Zuerlein, Greg	8	0	0	0	X	X	X	X	X	X	X	X								

(Pos) - Starter; X - Reserve; DNP - Did Not Play; IA - Inactive; IR - Injured Reserve; PS - Practice Squad; O - Not on Roster; U - Unsigned; E - Roster

Exemption; PUP - Physically Unable to Perform; GP - Games Played; GS - Started; D - Did Not Play; IA - Inactive; SUS - Reserve/Suspended; NFI - Non Football Injury List;

CEX - Reserve/Commissioners Exempt; US - Reserve/Unsigned



HOW THE RAMS WERE BUILT

DRAFTTEES (28)

FREE AGENTS (30)

TRADES/WAIVERS (3)

2014	OL Greg Robinson (1a) DT Aaron Donald (1b) DB Lamarcus Joyner (2) RB Tre Mason (3) S Maurice Alexander (4) CB E.J. Gaines (6a) C Demetrius Rhaney (7d)*	TE Alex Bayer (FA) WR Kenny Britt (UFA-TEN) DT Alex Carrington (UFA-BUF) LB Will Herring (UFA) QB Shaun Hill (UFA-DET) G Davin Joseph (UFA-TB) LB Marshall McFadden (PS-STL) CB Marcus Roberson (FA) LB Korey Toomer (PS-STL) G/T Brandon Washington (PS-STL) RB Trey Watts (FA) DT Ethan Westbrooks (FA) WR Damian Williams (UFA)	S Mark Barron (T-TB)
2013	WR Tavon Austin (1a) LB Alec Ogletree (1b) S T.J. McDonald (3a) WR Steadman Bailey (3b) C/G Barrett Jones (4) CB Brandon McGee (5a)* RB Zac Stacy (5b)	LB Daren Bates (FA) TE Jared Cook (UFA-TEN) RB Benny Cunningham (FA) QB Austin Davis (FA) S Cody Davis (FA) T Jake Long (UFA-MIA)*	T Mike Person (W-SEA)
2012	DT Michael Brockers (1) WR Brian Quick (2a)* CB Janoris Jenkins (2b) RB Isaiah Pead (2c)* CB Trumaine Johnson (3) WR Chris Givens (4) K Greg Zuerlein (6)	TE Cory Harkey (FA) DE William Hayes (UFA-TEN) P Johnny Hekker (FA) DT Kendall Langford (UFA-MIA) S Rodney McLeod (FA) C Scott Wells (UFA-GB) C Tim Barnes (PS-STL) TE Mason Brodine (FA)* LB Jo-Lonn Dunbar (UFA-NO)	T Joe Barksdale (W-OAK)
2011	DE Robert Quinn (1) TE Lance Kendricks (2)	LS Jake McQuaide (FA) RB Chase Reynolds (FA)	
2010	QB Sam Bradford (1)* OL Rodger Saffold (2) DE Eugene Sims (6b)		
2009	LB James Laurinaitis (2)		
2008	DE Chris Long (1)*		

* denotes player on reserve list

**denotes player on PUP

FA - Free Agent; UFA - Unrestricted Free Agent; RFA - Restricted Free Agent; W - Waivers; T- Trade



2014 RAMS WEEKLY STARTERS/INACTIVES

OFFENSE											
	WR	LT	LG	C	RG	RT	TE	WR	QB	TE	RB
MIN 9/7	K. Britt	J. Long	R. Saffold	S. Wells	D. Joseph	J. Barksdale	C.Harkey	B. Quick	S. Hill	L. Kendricks	Z. Stacy
@ TB 9/14	(TE) L. Kendricks	J. Long	R. Saffold	S. Wells	D. Joseph	J. Barksdale	J. Cook	B. Quick	A. Davis	C. Harkey	Z. Stacy
DAL 9/21	(FB) C.Harkey	J. Long	R. Saffold	S. Wells	D. Joseph	J. Barksdale	J. Cook	B. Quick	A. Davis	L. Kendricks	Z. Stacy
@ PHI 10/5	(FB) C.Harkey	J. Long	R. Saffold	S. Wells	D. Joseph	J. Barksdale	J. Cook	B. Quick	A. Davis	L. Kendricks	Z. Stacy
SF 10/13	K. Britt	J. Long	G. Robinson	S. Wells	R. Saffold	J. Barksdale	J. Cook	T. Austin	A. Davis	L. Kendricks	Z. Stacy
SEA 10/19	K. Britt	J. Long	G. Robinson	S. Wells	R. Saffold	J. Barksdale	(FB) C.Harkey	B. Quick	A. Davis	L. Kendricks	B. Cunningham
@ KC 10/26	K. Britt	J. Long	G. Robinson	S. Wells	R. Saffold	J. Barksdale	C.Harkey	B. Quick	A. Davis	L. Kendricks	B. Cunningham
@ SF 11/2	K. Britt	G. Robinson	R. Saffold	S. Wells	D. Joseph	J. Barksdale	C.Harkey	T. Austin	A. Davis	L. Kendricks	T. Mason
@ ARI 11/9											
DEN 11/16											
@ SD 11/23											
OAK 11/30											
@ WAS 12/7											
ARI 12/11											
NYG 12/21											
@ SEA 12/28											
DEFENSE											
	LDE	LDT	RDT	RDE	LLB	MLB	RLB	LCB	RCB	SS	FS
MIN 9/7	C. Long	K. Langford	M. Brockers	R. Quinn	A. Ogletree	J. Laurinaitis	J. Dunbar	E. Gaines	J. Jenkins	T. McDonald	R. McLeod
@ TB 9/14	W. Hayes	K. Langford	M. Brockers	R. Quinn	A. Ogletree	J. Laurinaitis	J. Dunbar	E. Gaines	J. Jenkins	T. McDonald	R. McLeod
DAL 9/21	W. Hayes	K. Langford	M. Brockers	R. Quinn	A. Ogletree	J. Laurinaitis	J. Dunbar	E. Gaines	J. Jenkins	T. McDonald	R. McLeod
@ PHI 10/5	W. Hayes	K. Langford	M. Brockers	R. Quinn	A. Ogletree	J. Laurinaitis	J. Dunbar	E. Gaines	J. Jenkins	T. McDonald	R. McLeod
SF 10/13	W. Hayes	A. Donald	M. Brockers	R. Quinn	A. Ogletree	J. Laurinaitis	J. Dunbar	E. Gaines	J. Jenkins	T. McDonald	R. McLeod
SEA 10/19	W. Hayes	A. Donald	M. Brockers	R. Quinn	A. Ogletree	J. Laurinaitis	J. Dunbar	E. Gaines	J. Jenkins	T. McDonald	R. McLeod
@ KC 10/26	W. Hayes	A. Donald	M. Brockers	R. Quinn	A. Ogletree	J. Laurinaitis	J. Dunbar	E. Gaines	M. Roberson	T. McDonald	R. McLeod
@ SF 11/2	W. Hayes	A. Donald	M. Brockers	R. Quinn	A. Ogletree	J. Laurinaitis	J. Dunbar	E. Gaines	M. Roberson	T. McDonald	R. McLeod
@ ARI 11/9											
DEN 11/16											
@ SD 11/23											
OAK 11/30											
@ WAS 12/7											
ARI 12/11											
NYG 12/21											
@ SEA 12/28											
SPECIALISTS											
	K	P									
MIN 9/7	G.Zuerlein	J. Hekker	MIN 9/7	C. Keenum	T. Johnson	T. Mason	M. Alexander	B.Jones	A. Bayer	E. Westbrooks	
@ TB 9/14	G.Zuerlein	J. Hekker	@ TB 9/14	L. Joyner	T. Johnson	T. Mason	T.Watts	B.Jones	M. Conrath	A. Bayer	
DAL 9/21	G.Zuerlein	J. Hekker	DAL 9/21	T. Austin	C. Keenum	T. Johnson	T. Mason	M. Alexander	B. McGee	B. Jones	
@ PHI 10/5	G.Zuerlein	J. Hekker	@ PHI 10/5	C. Givens	C. Keenum	T. Johnson	T. Mason	M. Alexander	B. McGee	B. Jones	
SF 10/13	G.Zuerlein	J. Hekker	SF 10/13	C. Givens	C. Keenum	T. Johnson	A. Carrington	C. Reynolds	B. McGee	B. Jones	
SEA 10/19	G.Zuerlein	J. Hekker	SEA 10/19	C. Keenum	A. Pettis	T. Johnson	M. Alexander	B. McGee	T. Barnes	E. Westbrooks	
@ KC 10/26	G.Zuerlein	J. Hekker	@ KC 10/26	J. Jenkins	M. Alexander	C. Davis	K. Toomer	B. Washington	A. Bayer	E. Westbrooks	
@ SF 11/2	G.Zuerlein	J. Hekker	@ SF 11/2								
@ ARI 11/9			@ ARI 11/9								
DEN 11/16			DEN 11/16								
@ SD 11/23			@ SD 11/23								
OAK 11/30			OAK 11/30								
@ WAS 12/7			@ WAS 12/7								
ARI 12/11			ARI 12/11								
NYG 12/21			NYG 12/21								
@ SEA 12/28			@ SEA 12/28								



ST. LOUIS
RAMS

MISCELLANEOUS STATS

2014 TEAM STATISTICS | ST. LOUIS RAMS

	MIN	@TB	DAL	@PHI	SF	SEA	@KC	@SF	@ARI	DEN	@SD	OAK	@WAS	ARI	NYG	@SEA
SCORING SUMMARY																
1st Qtr.	0	7	7	0	14	7	7	3								
2nd Qtr.	0	3	14	7	0	14	0	7								
3rd Qtr.	3	3	0	7	0	0	0	0								
4th Qtr.	3	6	10	14	3	7	0	3								
FIRST DOWNS																
T	15	20	26	29	19	18	13	13								
R	4	6	7	7	5	6	5	3								
PA	10	14	18	21	12	10	8	8								
PE	1	0	1	1	2	2	0	2								
TOTAL OFFENSE																
Yds	318	339	448	466	309	275	200	193								
R	72	119	121	125	93	102	84	91								
P	246	220	327	341	216	173	116	102								
Sacks (Yds.)	27	15	0	34	20	0	44	3								
PASSING																
Att.	36	29	42	49	42	22	15	24								
Cmp.	24	22	30	29	21	19	25	13								
Int.	2	0	2	0	1	0	1	2								
INTs BY RAMS																
No.	0	1	1	1	0	0	0	0								
Yds.	0	0	25	0	0	0	0	0								
Lg.	0	0	25	0	0	0	0	0								
TD.	0	0	1	0	0	0	0	0								
PUNT																
No.	6	2	1	5	8	3	6	6								
Yds.	279	98	24	166	351	153	324	281								
Avg.	46.5	49.0	24.0	33.2	43.9	51.0	54.0	46.8								
PUNTS RETURNS																
No.	5	1	1	2	2	2	2	3								
Yds.	24	-1	1	7	12	89	42	26								
FC	0	0	0	0	3	2	1	0								
Lg.	19	-1	1	4	12	90t	38	11								
TD	0	0	0	0	0	1	0	0								
KO RETURNS																
No.	1	2	2	5	2	4	3	3								
Yds.	26	22	53	126	54	112	68	78								
Lg.	26	14	29	31	31	75	41	37								
TD.	0	0	0	0	0	0	0	0								
PENALTIES																
No.	13	5	8	10	8	2	8	9								
Yds.	121	65	119	82	38	20	68	83								
FUMBLES																
No.	4	2	1	3	1	1	0	0								
Lost	0	1	1	3	0	0	0	0								
SCORING																
TDs	0	1	4	4	2	4	1	1								
R	0	1	0	1	1	1	0	0								
P	0	0	3	3	1	2	1	1								
RT	0	0	1	0	0	1	0	0								
PAT (Made/Att)	0/0	1/1	4/4	4/4	2/2	4/4	1/1	1/1								
2 PT (Made/Att)	0/0	0/0	0/0	0/0	0/0	0/0	0/0	0/0								
FG (Made/Att)	2/3	4/4	1/1	0/0	1/1	0/1	0/1	2/2								

2014 TEAM STATISTICS | OPPONENTS

	MIN	@TB	DAL	@PHI	SF	SEA	@KC	@SF	@ARI	DEN	@SD	OAK	@WAS	ARI	NYG	@SEA
SCORING SUMMARY																
1st Qtr.	3	7	0	13	0	3	0	3								
2nd Qtr.	10	0	10	7	10	3	10	7								
3rd Qtr.	7	7	10	14	14	7	10	0								
4th Qtr.	14	3	14	0	7	13	14	0								
FIRST DOWNS																
T	18	18	19	22	17	25	23	20								
R	6	8	5	7	5	9	9	4								
PA	10	7	10	13	10	16	10	12								
PE	2	3	4	2	1	0	4	4								
TOTAL OFFENSE																
Yds	355	332	340	352	432	463	355	263								
R	185	157	123	145	89	171	140	80								
P	170	175	217	207	343	392	215	183								
Sacks (Yds.)	0	4	0	0	0	21	8	54								
PASSING																
Att.	25	21	23	37	36	36	28	33								
Cmp.	17	16	18	24	22	23	24	22								
Int.	0	1	1	1	0	0	0	0								
INTs BY OPP.																
No.	2	0	2	0	1	0	1	2								
Yds.	81	0	17	0	20	0	10	10								
Lg.	81	0	25	0	20	0	10	10								
TD.	1	0	1	0	1	0	0	0								
PUNT																
No.	5	2	2	4	5	4	4	7								
Yds.	237	54	78	163	215	169	182	314								
Avg.	47.4	27.0	39.0	40.8	43.0	42.3	45.5	44.9								
PUNTS RETURNS																
No.	1	1	0	1	4	2	4	1								
Yds.	6	0	0	23	27	19	27	12								
FC	2	1	1	0	1	1	0	3								
Lg.	6	1	0	23	13	10	14	12								
TD	0	0	0	0	0	0	0	0								
KO RETURNS																
No.	2	4	3	4	0	2	1	3								
Yds.	48	116	74	15	0	43	99t	87								
Lg.	29	45	25	15	0	27	99t	38								
TD.	0	0	0	0	0	0	0	0								
PENALTIES																
No.	7	4	3	4	5	10	7	9								
Yds.	60	30	15	39	23	89	51	44								
FUMBLES																
No.	1	1	1	2	1	0	2	3								
Lost	0	0	0	2	1	0	1	2								
SCORING																
TDs	4	2	4	4	4	3	4	1								
R	1	2	1	0	0	1	3	0								
P	2	0	2	2	3	2	0	1								
RT	1	0	1	2	1	0	1	0								
PAT (Made/Att)	4/4	2/2	4/4	4/4	4/4	3/3	4/4	1/1								
2 PT (Made/Att)	0/0	0/0	0/0	0/0	0/0	0/1	0/0	0/0								
FG (Made/Att)	2/2	1/2	2/2	2/2	1/1	2/2	2/2	1/2								

St. Louis Rams vs San Francisco 49ers

11/2/2014 at Levi's Stadium

Ball Possession And Drive Chart

St. Louis Rams

#	Time Recd	Time Lost	Time Poss	How Ball Obtained	Drive Began	# Play	Yds Gain	Yds Pen	Net Yds	1st Down	Last Scrm	How Given Up
1	10:32	9:26	1:06	Kickoff	SL 25	3	4	0	4	0	SL 29	Punt
2	7:28	1:20	6:08	Punt	SL 25	12	46	10	56	4	* SF 19	Field Goal
3	13:28	13:21	0:07	Punt	SL 25	1	0	0	0	0	SL 25	Interception
4	11:57	8:29	3:28	Kickoff	SL 32	6	22	-10	12	2	SL 44	Interception
5	4:17	2:39	1:38	Punt	SL 20	3	-2	-5	-7	0	SL 13	Punt
6	1:59	1:04	0:55	Fumble	SF 36	3	36	0	36	2	* SF 21	Touchdown
7	15:00	12:25	2:35	Kickoff	SL 26	4	30	-10	20	1	SL 46	Punt
8	9:27	6:19	3:08	Punt	SL 18	5	9	5	14	2	SL 32	Punt
9	0:16	10:04	5:12	Punt	SL 20	9	32	0	32	2	SF 48	Punt
10	7:37	5:25	2:12	Punt	SF 29	4	8	0	8	0	SF 21	Field Goal
11	4:14	3:11	1:03	Punt	SL 39	3	9	0	9	0	SL 48	Punt
12	0:02	0:00	0:02	Fumble	SL 20	1	-1	0	-1	0	SL 20	End of Game

(385) Average SL 32

San Francisco 49ers

#	Time Recd	Time Lost	Time Poss	How Ball Obtained	Drive Began	# Play	Yds Gain	Yds Pen	Net Yds	1st Down	Last Scrm	How Given Up
1	15:00	10:32	4:28	Kickoff	SF 20	9	39	25	64	4	* SL 16	Field Goal
2	9:26	7:28	1:58	Punt	SF 23	4	8	0	8	1	SF 31	Punt
3	1:20	13:28	2:52	Kickoff	SF 20	5	7	0	7	1	SF 27	Punt
4	13:21	11:57	1:24	Interception	SL 35	3	35	0	35	1	SL 27	Touchdown
5	8:29	4:17	4:12	Interception	SF 39	6	14	0	14	1	SL 47	Punt
6	2:39	1:59	0:40	Punt	SF 41	2	-5	0	-5	0	50	Fumble
7	1:04	0:00	1:04	Kickoff	SF 32	6	31	0	31	3	SL 37	Missed FG
8	12:25	9:27	2:58	Punt	SF 20	5	30	-15	15	1	SF 35	Punt
9	6:19	0:16	6:03	Punt	SF 24	9	31	0	31	3	SL 45	Punt
10	10:04	7:37	2:27	Punt	SF 6	3	4	-4	0	0	SF 6	Punt
11	5:25	4:14	1:11	Kickoff	SF 21	3	6	0	6	0	SF 27	Punt
12	3:11	0:02	3:09	Punt	SF 12	9	59	28	87	5	* SL 1	Fumble

(323) Average SF 27

* inside opponent's 20

Time of Possession by Quarter

	1st	2nd	3rd	4th	OT	Total
Visitor St. Louis Rams	7:14	6:08	5:59	8:13		27:34
Home San Francisco 49ers	7:46	8:52	9:01	6:47		32:26

Kickoff Drive No.-Start Average

Rams: 3 - SL 28 49ers: 4 - SF 23

St. Louis Rams vs Kansas City Chiefs
10/26/2014 at Arrowhead Stadium

Ball Possession And Drive Chart

St. Louis Rams

#	Time Recd	Time Lost	Time Poss	How Ball Obtained	Drive Began	# Play	Yds Gain	Yds Pen	Net Yds	1st Down	Last Scrm	How Given Up
1	15:00	11:56	3:04	Kickoff	SL 35	6	65	0	65	3	* KC 1	Touchdown
2	7:51	6:18	1:33	Punt	SL 17	3	17	0	17	1	SL 34	Interception
3	4:47	2:37	2:10	Punt	SL 13	3	-3	0	-3	0	SL 10	Punt
4	12:00	7:56	4:04	Kickoff	SL 20	6	33	0	33	2	KC 47	Punt
5	7:46	5:32	2:14	Fumble	KC 8	4	-12	0	-12	0	* KC 20	Missed FG
6	0:01	0:00	0:01	Kickoff		0	0	0	0	0		End of Half
7	14:48	13:09	1:39	Kickoff	SL 20	5	13	-5	8	1	SL 28	Punt
8	8:46	7:09	1:37	Kickoff	SL 20	3	0	0	0	0	SL 20	Punt
9	4:19	1:25	2:54	Punt	SL 6	6	7	0	7	1	SL 13	Punt
10	14:18	13:22	0:56	Kickoff	SL 20	3	-4	0	-4	0	SL 16	Punt
11	6:28	2:35	3:53	Kickoff	SL 10	12	72	-10	62	4	* KC 24	Downs
12	0:17	0:00	0:17	Punt	KC 44	1	12	0	12	1	KC 44	End of Game

(309) Average SL 28

Kansas City Chiefs

#	Time Recd	Time Lost	Time Poss	How Ball Obtained	Drive Began	# Play	Yds Gain	Yds Pen	Net Yds	1st Down	Last Scrm	How Given Up
1	11:56	7:51	4:05	Kickoff	KC 20	6	26	-5	21	1	KC 41	Punt
2	6:18	4:47	1:31	Interception	KC 31	3	6	0	6	0	KC 37	Punt
3	2:37	12:00	5:37	Punt	KC 47	10	48	5	53	5	* SL 1	Touchdown
4	7:56	7:46	0:10	Punt	KC 20	1	-6	0	-6	0	KC 20	Fumble
5	5:32	0:01	5:31	Missed FG	KC 28	10	37	0	37	3	SL 35	Field Goal
6	15:00	14:48	0:12	Kickoff		0	0	0	0	0		Touchdown
7	13:09	8:46	4:23	Punt	KC 6	11	69	15	84	4	* SL 10	Field Goal
8	7:09	4:19	2:50	Punt	KC 44	5	19	0	19	1	SL 37	Punt
9	1:25	14:18	2:07	Punt	KC 29	5	81	-10	71	3	SL 36	Touchdown
10	13:22	6:28	6:54	Punt	KC 21	12	76	3	79	6	* SL 3	Touchdown
11	2:35	0:17	2:18	Downs	KC 28	3	-1	0	-1	0	KC 27	Punt

(274) Average KC 27

* inside opponent's 20

Time of Possession by Quarter

	1st	2nd	3rd	4th	OT	Total
Visitor St. Louis Rams	6:47	6:19	6:10	5:06		24:22
Home Kansas City Chiefs	8:13	8:41	8:50	9:54		35:38

Kickoff Drive No.-Start Average

Rams: 6 - SL 21

Chiefs: 1 - KC 20

Seattle Seahawks vs St. Louis Rams
10/19/2014 at Edward Jones Dome

Ball Possession And Drive Chart

Seattle Seahawks

#	Time Recd	Time Lost	Time Poss	How Ball Obtained	Drive Began	# Play	Yds Gain	Yds Pen	Net Yds	1st Down	Last Scrm	How Given Up
1	13:07	9:01	4:06	Punt	SEA 26	9	68	0	68	2	* SL 6	Field Goal
2	5:19	3:21	1:58	Kickoff	SEA 20	4	12	-5	7	1	SEA 27	Punt
3	13:12	7:05	6:07	Kickoff	SEA 20	10	29	0	29	3	SEA 49	Punt
4	7:05	5:11	1:54	Kickoff	SEA 20	3	0	0	0	0	SEA 20	Punt
5	1:55	0:07	1:48	Missed FG	SEA 42	9	51	-10	41	3	* SL 17	Field Goal
6	15:00	12:03	2:57	Kickoff	SEA 10	6	20	0	20	1	SEA 30	Punt
7	10:28	4:22	6:06	Punt	SEA 18	12	92	-10	82	6	* SL 19	Touchdown
8	14:54	9:44	5:10	Punt	SEA 9	9	101	-10	91	4	* SL 19	Touchdown
9	5:36	3:18	2:18	Kickoff	SEA 20	8	90	-10	80	5	* SL 9	Touchdown

(185) Average SEA 21

St. Louis Rams

#	Time Recd	Time Lost	Time Poss	How Ball Obtained	Drive Began	# Play	Yds Gain	Yds Pen	Net Yds	1st Down	Last Scrm	How Given Up
1	15:00	13:07	1:53	Kickoff	SL 20	3	7	0	7	0	SL 27	Punt
2	9:01	5:19	3:42	Kickoff	SEA 31	6	31	0	31	3	* SEA 6	Touchdown
3	3:21	13:12	5:09	Punt	SL 26	9	55	19	74	5	* SEA 5	Touchdown
4	5:11	1:55	3:16	Punt	SL 47	6	19	0	19	1	SEA 34	Missed FG
5	0:07	0:00	0:07	Kickoff	SL 22	1	-1	0	-1	0	SL 22	End of Half
6	12:03	10:28	1:35	Punt	SL 21	3	5	0	5	0	SL 26	Punt
7	4:22	14:54	4:28	Kickoff	SL 21	6	34	-5	29	2	50	Punt
8	9:44	5:36	4:08	Kickoff	SL 20	8	80	0	80	5	* SEA 4	Touchdown
9	3:18	0:00	3:18	Kickoff	SL 11	8	47	0	47	2	SEA 41	End of Game

(257) Average SL 29

* inside opponent's 20

Time of Possession by Quarter

Visitor	Seattle Seahawks	1st	2nd	3rd	4th	OT	Total
Home	St. Louis Rams	6:04	9:49	9:03	7:28		32:24
		8:56	5:11	5:57	7:32		27:36

Kickoff Drive No.-Start Average

Seahawks: 5 - SEA 18 Rams: 6 - SL 27

San Francisco 49ers vs St. Louis Rams

10/13/2014 at Edward Jones Dome

Ball Possession And Drive Chart

San Francisco 49ers

#	Time Recd	Time Lost	Time Poss	How Ball Obtained	Drive Began	# Play	Yds Gain	Yds Pen	Net Yds	1st Down	Last Scrm	How Given Up
1	7:55	6:51	1:04	Kickoff	SF 20	3	13	-5	8	0	SF 28	Punt
2	4:32	3:03	1:29	Punt	SF 14	3	51	0	51	1	SF 44	Fumble
3	0:53	11:45	4:08	Kickoff	SF 20	8	31	0	31	2	SL 49	Punt
4	8:01	7:07	0:54	Punt	SL 43	4	7	0	7	0	SL 36	Field Goal
5	1:50	0:14	1:36	Punt	SF 5	5	100	-5	95	2	SF 20	Touchdown
6	15:00	9:58	5:02	Kickoff	SF 20	12	75	5	80	5	* SL 11	Touchdown
7	8:14	6:34	1:40	Punt	SF 47	3	2	0	2	0	SF 49	Punt
8	4:10	0:13	3:57	Punt	SF 22	7	78	0	78	3	SL 32	Touchdown
9	13:13	12:16	0:57	Punt	SF 22	3	6	0	6	0	SF 28	Punt
10	11:49	5:40	6:09	Punt	SF 43	12	53	3	56	4	* SL 2	Downs
11	4:42	4:19	0:23	Punt	SL 43	4	9	0	9	0	SL 34	Downs
12	2:24	1:05	1:19	Kickoff	SL 48	3	7	-5	2	0	SL 46	Punt

(379) Average SF 32

St. Louis Rams

#	Time Recd	Time Lost	Time Poss	How Ball Obtained	Drive Began	# Play	Yds Gain	Yds Pen	Net Yds	1st Down	Last Scrm	How Given Up
1	15:00	7:55	7:05	Kickoff	SL 20	11	72	8	80	6	* SF 1	Touchdown
2	6:51	4:32	2:19	Punt	SL 19	5	24	0	24	1	SL 43	Punt
3	3:03	0:53	2:10	Fumble	SL 45	4	55	0	55	2	SF 22	Touchdown
4	11:45	8:01	3:44	Punt	SL 18	6	12	0	12	1	SL 30	Punt
5	7:07	1:50	5:17	Kickoff	SL 20	8	39	-10	29	2	SL 49	Punt
6	0:14	0:00	0:14	Kickoff	SL 20	1	-1	0	-1	0	SL 20	End of Half
7	9:58	8:14	1:44	Kickoff	SL 20	3	-1	0	-1	0	SL 19	Punt
8	6:34	4:10	2:24	Punt	SL 13	5	15	0	15	1	SL 28	Punt
9	0:13	13:13	2:00	Kickoff	SL 22	5	5	-5	0	1	SL 22	Punt
10	12:16	11:49	0:27	Punt	SL 18	3	0	0	0	0	SL 18	Punt
11	5:40	4:42	0:58	Downs	SL 1	3	1	0	1	0	SL 2	Punt
12	4:19	2:24	1:55	Downs	SL 34	10	51	-5	46	3	SF 20	Field Goal
13	1:05	0:53	0:12	Punt	SL 9	2	6	0	6	0	SL 15	Interception
14	0:53	0:00	0:53	Kickoff	SL 28	6	31	0	31	2	SF 41	End of Game

(287) Average SL 20

* inside opponent's 20

Time of Possession by Quarter

	1st	2nd	3rd	4th	OT	Total
Visitor San Francisco 49ers	3:26	5:45	10:39	8:48		28:38
Home St. Louis Rams	11:34	9:15	4:21	6:12		31:22

Kickoff Drive No.-Start Average

49ers: 3 - SF 20

Rams: 6 - SL 22

St. Louis Rams vs Philadelphia Eagles

10/5/2014 at Lincoln Financial Field

Ball Possession And Drive Chart

St. Louis Rams

#	Time Recd	Time Lost	Time Poss	How Ball Obtained	Drive Began	# Play	Yds Gain	Yds Pen	Net Yds	1st Down	Last Scrm	How Given Up
1	15:00	14:37	0:23	Kickoff	SL 20	3	0	0	0	0	SL 20	Blocked Punt
2	14:37	11:32	3:05	Kickoff	SL 26	5	9	-5	4	1	SL 30	Punt
3	7:42	5:56	1:46	Kickoff	SL 20	3	14	-5	9	0	SL 29	Punt
4	3:04	14:42	3:22	Kickoff	SL 24	6	41	-5	36	2	PHI 40	Punt
5	13:57	11:33	2:24	Fumble	PHI 19	6	3	0	3	1	* PHI 5	Fumble
6	9:54	3:23	6:31	Interception	SL 16	11	94	-10	84	5	* PHI 8	Touchdown
7	0:30	0:00	0:30	Kickoff	SL 18	1	7	0	7	0	SL 18	End of Half
8	12:25	12:17	0:08	Punt	SL 11	1	-11	0	-11	0	SL 11	Fumble
9	12:17	8:31	3:46	Kickoff	SL 21	8	35	0	35	3	PHI 44	Punt
10	4:59	2:25	2:34	Punt	SL 27	6	37	0	37	2	PHI 30	Fumble
11	2:15	0:03	2:12	Kickoff	SL 21	5	79	0	79	5	* PHI 14	Touchdown
12	12:03	9:02	3:01	Fumble	SL 38	10	62	0	62	4	PHI 30	Touchdown
13	6:48	4:41	2:07	Punt	SL 25	6	51	24	75	5	* PHI 5	Touchdown
14	1:47	0:37	1:10	Punt	SL 7	5	45	-5	40	1	SL 47	Downs

(355) Average SL 25

Philadelphia Eagles

#	Time Recd	Time Lost	Time Poss	How Ball Obtained	Drive Began	# Play	Yds Gain	Yds Pen	Net Yds	1st Down	Last Scrm	How Given Up
1	11:32	7:42	3:50	Punt	PHI 34	11	58	0	58	4	* SL 8	Field Goal
2	5:56	3:04	2:52	Punt	SL 47	9	21	17	38	2	* SL 9	Field Goal
3	14:42	13:57	0:45	Punt	PHI 6	2	13	0	13	1	PHI 29	Fumble
4	11:33	9:54	1:39	Fumble	PHI 20	4	14	5	19	1	PHI 39	Interception
5	3:23	0:30	2:53	Kickoff	PHI 20	11	90	-10	80	6	* SL 9	Touchdown
6	15:00	12:25	2:35	Kickoff	PHI 20	6	19	0	19	1	PHI 39	Punt
7	8:31	4:59	3:32	Punt	PHI 4	9	26	-5	21	2	PHI 25	Punt
8	2:25	2:15	0:10	Fumble	SL 24	2	24	0	24	1	SL 24	Touchdown
9	0:03	12:03	3:00	Kickoff	PHI 20	7	37	5	42	2	PHI 48	Fumble
10	9:02	6:48	2:14	Kickoff	PHI 29	4	16	0	16	1	PHI 45	Punt
11	4:41	1:47	2:54	Kickoff	PHI 20	6	35	0	35	1	SL 45	Punt
12	0:37	0:00	0:37	Downs	SL 47	1	-1	0	-1	0	SL 47	End of Game

(355) Average PHI 30

* inside opponent's 20

Time of Possession by Quarter

	1st	2nd	3rd	4th	OT	Total
Visitor St. Louis Rams	8:18	9:43	8:40	6:18		32:59
Home Philadelphia Eagles	6:42	5:17	6:20	8:42		27:01

Kickoff Drive No.-Start Average

Rams: 7 - SL 21

Eagles: 5 - PHI 22

Dallas Cowboys vs St. Louis Rams
9/21/2014 at Edward Jones Dome

Ball Possession And Drive Chart

Dallas Cowboys

#	Time Recd	Time Lost	Time Poss	How Ball Obtained	Drive Began	# Play	Yds Gain	Yds Pen	Net Yds	1st Down	Last Scrm	How Given Up
1	6:10	2:03	4:07	Kickoff	DAL 22	7	42	0	42	2	SL 45	Fumble
2	14:54	13:23	1:31	Kickoff	DAL 20	3	4	0	4	0	DAL 24	Punt
3	7:35	6:06	1:29	Punt	DAL 18	3	2	0	2	0	DAL 20	Interception
4	6:06	2:07	3:59	Kickoff	DAL 20	8	54	26	80	5	* SL 1	Touchdown
5	0:39	0:02	0:37	Fumble	DAL 47	5	27	15	42	3	* SL 11	Field Goal
6	15:00	12:48	2:12	Kickoff	DAL 17	4	83	0	83	2	DAL 32	Touchdown
7	7:03	2:43	4:20	Downs	DAL 16	7	62	0	62	2	* SL 22	Field Goal
8	13:28	6:13	7:15	Kickoff	DAL 16	11	61	23	84	4	* SL 12	Touchdown
9	2:36	1:58	0:38	Kickoff	DAL 20	4	7	5	12	1	DAL 32	Punt
10	1:02	0:00	1:02	Interception	DAL 37	2	-2	0	-2	0	DAL 36	End of Game

(233) Average DAL 23

St. Louis Rams

#	Time Recd	Time Lost	Time Poss	How Ball Obtained	Drive Began	# Play	Yds Gain	Yds Pen	Net Yds	1st Down	Last Scrm	How Given Up
1	15:00	6:10	8:50	Kickoff	SL 20	15	80	0	80	6	* DAL 1	Touchdown
2	2:03	14:54	2:09	Fumble	SL 35	5	75	-10	65	2	SL 49	Touchdown
3	13:23	7:35	5:48	Punt	SL 33	10	25	0	25	2	DAL 42	Punt
4	2:07	0:39	1:28	Kickoff	SL 20	6	33	0	33	2	DAL 44	Fumble
5	0:02	0:00	0:02	Kickoff	SL 20	1	-1	0	-1	0	SL 20	End of Half
6	12:48	7:03	5:45	Kickoff	SL 20	11	64	0	64	4	* DAL 15	Downs
7	2:43	13:28	4:15	Kickoff	SL 18	9	82	-10	72	3	* DAL 10	Field Goal
8	6:13	5:58	0:15	Kickoff	SL 21	1	0	0	0	0	SL 21	Interception
9	5:58	2:36	3:22	Kickoff	SL 20	11	75	5	80	6	* DAL 4	Touchdown
10	1:58	1:02	0:56	Punt	SL 14	4	12	0	12	1	SL 26	Interception

(221) Average SL 22

* inside opponent's 20

Time of Possession by Quarter

		1st	2nd	3rd	4th	OT	Total
Visitor	Dallas Cowboys	4:07	7:36	6:32	8:55		27:10
Home	St. Louis Rams	10:53	7:24	8:28	6:05		32:50

Kickoff Drive No.-Start Average

Cowboys: 6 - DAL 19

Rams: 7 - SL 20

St. Louis Rams vs Tampa Bay Buccaneers
9/14/2014 at Raymond James Stadium

Ball Possession And Drive Chart

St. Louis Rams

#	Time Recd	Time Lost	Time Poss	How Ball Obtained	Drive Began	# Play	Yds Gain	Yds Pen	Net Yds	1st Down	Last Scrm	How Given Up
1	8:56	3:07	5:49	Kickoff	SL 20	10	75	5	80	6	* TB 2	Touchdown
2	11:14	8:33	2:41	Interception	SL 2	5	20	0	20	1	SL 22	Punt
3	6:54	5:22	1:32	Punt	SL 28	3	8	0	8	0	SL 36	Punt
4	3:19	0:39	2:40	Blocked Punt,	TB 28	6	10	0	10	1	* TB 18	Field Goal
5	15:00	12:31	2:29	Kickoff	SL 20	5	37	0	37	2	TB 45	Fumble
6	9:18	2:41	6:37	Kickoff	SL 15	14	63	5	68	4	* TB 17	Field Goal
7	14:50	9:10	5:40	Blocked FG	SL 24	9	49	0	49	3	TB 27	Field Goal
8	5:15	0:38	4:37	Kickoff	SL 9	12	71	0	71	3	TB 20	Field Goal

(190) Average SL 24

Tampa Bay Buccaneers

#	Time Recd	Time Lost	Time Poss	How Ball Obtained	Drive Began	# Play	Yds Gain	Yds Pen	Net Yds	1st Down	Last Scrm	How Given Up
1	15:00	8:56	6:04	Kickoff	TB 23	10	57	20	77	4	* SL 5	Touchdown
2	3:07	11:14	6:53	Kickoff	TB 20	11	81	-10	71	4	* SL 9	Interception
3	8:33	6:54	1:39	Punt	TB 15	3	2	0	2	0	TB 17	Punt
4	5:22	3:19	2:03	Punt	TB 19	3	6	0	6	0	TB 25	Blocked Punt, Downs
5	0:39	0:00	0:39	Kickoff	TB 20	3	5	15	20	1	TB 32	End of Half
6	12:31	9:18	3:13	Fumble	TB 40	7	60	0	60	4	* SL 1	Touchdown
7	2:41	14:50	2:51	Kickoff	SL 30	6	24	0	24	1	* SL 6	Blocked FG
8	9:10	5:15	3:55	Kickoff	TB 18	8	49	15	64	2	* SL 18	Field Goal
9	0:38	0:00	0:38	Kickoff	TB 20	3	48	0	48	2	TB 39	End of Game

(245) Average TB 27

*** inside opponent's 20**

Time of Possession by Quarter

	1st	2nd	3rd	4th	OT	Total
Visitor St. Louis Rams	5:49	6:53	9:06	10:17		32:05
Home Tampa Bay Buccaneers	9:11	8:07	5:54	4:43		27:55

Kickoff Drive No.-Start Average

Rams: 4 - SL 16 Buccaneers: 6 - TB 28

Minnesota Vikings vs St. Louis Rams
9/7/2014 at Edward Jones Dome

Ball Possession And Drive Chart

Minnesota Vikings

#	Time Recd	Time Lost	Time Poss	How Ball Obtained	Drive Began	# Play	Yds Gain	Yds Pen	Net Yds	1st Down	Last Scrm	How Given Up
1	15:00	9:37	5:23	Kickoff	MIN 10	11	46	10	56	4	SL 34	Field Goal
2	6:56	5:17	1:39	Punt	MIN 9	4	19	5	24	1	MIN 33	Punt
3	1:09	14:16	1:53	Missed FG	MIN 40	5	32	0	32	1	SL 28	Field Goal
4	11:52	8:58	2:54	Punt	MIN 20	4	14	-20	-6	0	MIN 14	Punt
5	4:39	1:38	3:01	Punt	MIN 8	7	34	5	39	2	MIN 47	Punt
6	1:09	0:21	0:48	Interception	SL 35	4	35	0	35	2	* SL 8	Touchdown
7	10:11	5:31	4:40	Kickoff	MIN 27	8	23	-10	13	2	MIN 40	Punt
8	2:08	1:54	0:14	Punt	MIN 33	1	67	0	67	1	MIN 33	Touchdown
9	0:08	14:17	0:51	Punt	MIN 30	3	3	0	3	0	MIN 33	Punt
10	11:50	6:27	5:23	Punt	MIN 30	9	56	14	70	5	* SL 7	Touchdown
11	1:31	0:00	1:31	Kickoff	MIN 20	3	-3	0	-3	0	MIN 18	End of Game

(292) Average MIN 27

St. Louis Rams

#	Time Recd	Time Lost	Time Poss	How Ball Obtained	Drive Began	# Play	Yds Gain	Yds Pen	Net Yds	1st Down	Last Scrm	How Given Up
1	9:37	6:56	2:41	Kickoff	SL 17	4	29	0	29	1	SL 46	Punt
2	5:17	1:09	4:08	Punt	SL 27	8	41	0	41	2	MIN 32	Missed FG
3	14:16	11:52	2:24	Kickoff	SL 20	4	4	10	14	1	SL 34	Punt
4	8:58	4:39	4:19	Punt	SL 35	8	42	-25	17	2	MIN 48	Punt
5	1:38	1:09	0:29	Punt	SL 25	2	-6	0	-6	0	SL 19	Interception
6	0:21	0:00	0:21	Kickoff	SL 20	1	-1	0	-1	0	SL 20	End of Half
7	15:00	10:11	4:49	Kickoff	SL 20	9	47	-5	42	3	MIN 38	Field Goal
8	5:31	2:08	3:23	Punt	SL 15	5	10	0	10	1	SL 25	Punt
9	1:54	0:08	1:46	Kickoff	SL 20	3	4	-5	-1	0	SL 19	Punt
10	14:17	11:50	2:27	Punt	SL 23	3	15	-17	-2	0	SL 21	Punt
11	6:27	2:57	3:30	Kickoff	SL 20	11	57	0	57	3	MIN 23	Interception
12	2:57	1:31	1:26	Kickoff	SL 20	8	62	-10	52	2	* MIN 28	Field Goal

(262) Average SL 22

* inside opponent's 20

Time of Possession by Quarter

	1st	2nd	3rd	4th	OT	Total
Visitor Minnesota Vikings	8:11	7:27	5:02	7:37		28:17
Home St. Louis Rams	6:49	7:33	9:58	7:23		31:43

Kickoff Drive No.-Start Average

Vikings: 3 - MIN 19

Rams: 7 - SL 20

2014 ST. LOUIS RAMS SCORING DRIVES

<u>Opponent</u>	<u>Qtr</u>	<u>Time Rem.</u>	<u>Plays</u>	<u>Net Yards</u>	<u>Poss.</u>	<u>How Acquired</u>	<u>Scoring Play</u>
vs. Minnesota	3	10:11	9	42	4:49	Kickoff	G.Zuerlein 56 yd. Field Goal
vs. Minnesota	4	1:31	8	52	1:26	Kickoff	G.Zuerlein 46 yd. Field Goal
at Tampa Bay	1	3:07	10	80	5:49	Kickoff	Z.Stacy 2 yd. Touchdown Run
at Tampa Bay	2	0:39	6	10	2:40	Blocked Punt	G.Zuerlein 36 yd. Field Goal
at Tampa Bay	3	2:41	14	68	6:37	Kickoff	G.Zuerlein 35 yd. Field Goal
at Tampa Bay	4	9:10	9	49	5:40	Blocked FG	G.Zuerlein 46 yd. Field Goal
at Tampa Bay	4	0:38	12	71	4:37	Kickoff	G.Zuerlein 38 yd. Field Goal
vs. Cowboys	1	6:10	15	80	8:50	Kickoff	L. Kendricks 1 yd. touchdown catch
vs. Cowboys	2	14:54	5	65	2:09	Fumble	B. Quick 51 yd. pass from A. Davis
vs. Cowboys	2	6:06	1	25	6:06	Interception	J. Jenkins 25 yd. interception return
vs. Cowboys	4	13:28	9	72	4:15	Punt	G.Zuerlein 28 yd. Field Goal
vs. Cowboys	4	2:36	11	80	3:22	Kickoff	A. Pettis 4 yd. pass from A. Davis
at Eagles	2	0:30	11	80	2:53	Interception	B. Quick 8 yd. pass from A. Davis
at Eagles	3	0:03	5	79	2:12	Kickoff	B. Cunningham 14 yd. Touchdown Run
at Eagles	4	9:02	10	62	3:01	Fumble	K. Britt 30 yd. pass from A. Davis
at Eagles	4	4:41	6	75	2:07	Punt	B. Quick 5 yd. pass from A. Davis
vs. San Francisco	1	7:55	11	80	7:05	Kickoff	B. Cunningham 1 yd. Touchdown Run
vs. San Francisco	1	0:53	4	55	2:10	Fumble	L. Kendricks 22 yd. pass from A. Davis
vs. San Francisco	4	0:53	10	46	1:55	Downs	G.Zuerlein 38 yd. Field Goal
vs. Seattle	1	5:19	6	31	3:42	Kickoff	T. Mason 6 yd. Touchdown Run
vs. Seattle	2	13:12	9	74	5:09	Punt	B. Cunningham 5 yd. pass from A. Davis
vs. Seattle	2	7:05	1	90	0:00	Punt	S. Bailey 90 yd. punt return
vs. Seattle	4	5:36	8	80	4:08	Kickoff	L. Kendricks 4 yd. pass from A. Davis
vs. Kansas City	1	11:56	6	65	3:04	Kickoff	L. Kendricks 1 yd. pass from A. Davis
at San Francisco	1	1:20	12	56	6:08	Punt	G.Zuerlein 37 yd. Field Goal
at San Francisco	2	1:04	3	36	0:55	Fumble	K. Britt 39 yd. pass from A. Davis
at San Francisco	4	5:25	4	8	2:12	Punt	G.Zuerlein 39 yd. Field Goal

2014 ST. LOUIS RAMS KICKOFF ANALYSIS

Opponent	No.	No. in EZ	TB	Opp. Ret.	Ret. Yds.	Ret. Avg.	Squib	Out of Bounds	Onside Rec/Att
vs. Minnesota	3	3	1	2	48	24.0	0	0	0/0
at Tampa Bay	6	4	2	4	116	29.0	1	0	0/0
vs. Dallas	6	6	3	3	74	24.7	0	0	0/0
at Philadelphia	5	4	4	1	15	15.0	0	0	0/0
vs. San Francisco	4	3	3	0	0	0.0	0	0	0/1
vs. Seattle	5	5	3	2	43	21.5	0	0	0/0
at Kansas City	2	1	1	1	99	99.0	0	0	0/0
at San Francisco	4	4	1	3	84	28.0	0	0	0/0
at Arizona									
vs. Denver									
at San Diego									
vs. Oakland									
at Washington									
vs. Arizona									
vs. New York									
at Seattle									
TOTAL	35	30	18	16	479	29.9	1	0	0/1

2014 RAMS WEEKLY TEAM RANKINGS

NFL RANKINGS							NFC RANKINGS						
	OFFENSE			DEFENSE				OFFENSE			DEFENSE		
	Overall	Rush	Pass	Overall	Rush	Pass	Overall	Rush	Pass	Overall	Rush	Pass	
Week 1	21/318.0	24/127.0	11/192.0	11/346.0	24/186.0	2/160.0	11/318.0	13/72.0	6/246.0	8/346.0	11/186.0	1/160.0	
Week 2	20/328.5	22/95.5	16/233	17/343.5	30/171	5/172.5	10/328.5	11/95.5	9/233	12/343.5	15/171.0	2/172.5	
Week 3	9/368.3	23/140.0	7/264.3	13/312	28/85.7	5/226.3	5/368.3	11/104.0	6/264.3	7/342.3	14/155.0	2/187.3	
Week 4	9/368.3	11/104.0	9/264.3	12/342.3	30/155.0	3/187.3	5/368.3	11/104.0	6/264.3	6/342.3	15/155.0	2/178.3	
Week 5	8/392.8	19/109.3	7/238.5	16/344.8	31/152.5	1/192.3	5/392.8	8/109.3	4/283.5	7/344.8	15/152.5	1/192.3	
Week 6	13/358.8	18/105.3	11/253.3	23/379.0	28/145.0	4/234.0	6/358.7	8/105.3	6/253.3	11/379.0	15/145.0	7/234.0	
Week 7	12/359.2	18/105.3	11/253.3	23/379.0	28/145.0	14/234.0	6/359.2	8/105.3	6/253.8	11/379.0	15/145.0	7/234.0	
Week 8	28/318.5	22/100.9	25/217.6	18/361.5	29/136.3	8/225.3	14/318.5	10/100.9	13/217.6	7/361.5	15/136.3	6/225.3	
Week 9													
Week 10													
Week 12													
Week 13													
Week 14													
Week 15													
Week 16													
Week 17													

2014 TURNOVER BREAKDOWN

OPPONENT	TAKEAWAYS			GIVEAWAYS			MARGIN	RESULT
	FUMBLES	INT	TOTAL	FUMBLES	INT	TOTAL		
vs. MN	0	0	0	0	2	2	-2	L, 34-6
@TB	0	1	1	1	0	1	0	W, 19-17
vs. DAL	1	1	2	1	2	3	+1	L, 34-31
@ PHI	2	1	3	3	0	3	0	L, 34-28
vs. SF	1	0	1	0	1	1	-1	L, 31-17
vs. SEA	0	0	0	0	0	0	0	W, 28-26
@KC	1	0	1	0	1	1	0	L, 34-7
@SF	2	0	2	0	2	2	0	W, 13-10
@ARI								
vs. DEN								
@WAS								
vs. ARI								
vs. NYG								
@SEA								
TOTALS	7	3	10	5	8	13	-3	
	TAKEAWAYS			POINTS OFF TAKEAWAYS			SCORE %	POINTS
	FUMBLES	INT	TOTAL	TDS	FGs	TOTAL		
RAMS	5	8	10	6	0	6	60%	42
OPPONENTS	7	3	14	5	1	6	43%	38

2014 TEAM HIGHS & LOWS

ST. LOUIS RAMS	HIGH	GAME	LOWS	GAME
Points	31	Week 3 vs. Dallas	6	Week 1 vs. Minnesota
Points in a Half	21	(last) Week 4 @ Philadelphia	0	(last) Week 8 @ Kansas City
First Downs	29	Week 5 @ Philadelphia	13	(last) Week 9 @ San Francisco
Rushing Attempts	30	Week 3 vs. Dallas	19	Week 8 @ Kansas City
Rushing Yards	125	Week 5 @ Philadelphia	72	Week 1 vs. Minnesota
Passing Attempts	49	Week 4 @ Philadelphia	21	Week 7 vs. Seattle
Pass Completions	30	Week 3 vs. Dallas	13	Week 9 @ San Francisco
Passing Yards	375	Week 5 @ Philadelphia	105	Week 9 @ San Francisco
Total Plays	76	Week 5 @ Philadelphia	49	Week 7 vs. Seattle
Total net Yards	466	Week 5 @ Philadelphia	193	Week 9 @ San Francisco
Time of Possession	32:59	Week 5 @ Philadelphia	24:22	Week 8 @ Kansas City
Interceptions	1	(last) Week 5 @ Philadelphia	0	(last) Week 9 @ San Francisco
Sacks	8	Week 9 @ San Francisco	0	(last) Week 6 @ San Francisco
Penalties	13	Week 1 vs. Minnesota	2	Week 7 vs. Seattle
Yards Penalized	121	Week 1 vs. Minnesota	20	Week 7 vs. Seattle

OPPONENTS	HIGH	GAME	LOWS	GAME
Points	34	(last) Week 8 @ Kansas City	10	Week 9 @ San Francisco
Points in a Half	24	(last) Week 8 @ Kansas City	0	Week 9 @ San Francisco
First Downs	25	Week 7 vs. Seattle	17	Week 6 vs. San Francisco
Rushing Attempts	34	Week 8 @ Kansas City	21	Week 9 @ San Francisco
Rushing Yards	186	Week 1 vs. Minnesota	80	Week 9 @ San Francisco
Passing Attempts	37	Week 5 @ Philadelphia	21	Week 2 @ Tampa Bay
Pass Completions	24	(last) Week 8 @ Kansas City	16	Week 2 @ Tampa Bay
Passing Yards	343	Week 6 vs. San Francisco	170	Week 1 vs. Minnesota
Total Plays	70	Week 5 @ Philadelphia	52	(last) Week 3 vs. Dallas
Total net Yards	463	Week 7 vs. Seattle	263	Week 9 @ San Francisco
Time of Possession	35:38	Week 8 @ Kansas City	27:01	Week 4 @ Philadelphia
Interceptions	2	(last) Week 9 @ San Francisco	0	(last) Week 7 vs. Seattle
Sacks	7	Week 8 @ Kansas City	0	(last) Week 7 vs. Seattle
Penalties	10	Week 7 vs. Seattle	3	Week 3 vs. Dallas
Yards Penalized	89	Week 7 vs. Seattle	15	Week 2 @ Tampa Bay

2014 RAMS BESTS

RUSHING ATTEMPTS

T. Mason	19	Week 9 @ SF
Z. Stacy	19	Week 2 @ TB
T. Mason	18	Week 7 vs. SEA
Z. Stacy	12	Week 3 vs. DAL
Z. Stacy	11	(last) Week 5 @ PHI
B. Cunningham	9	Week 3 vs. DAL
Z. Stacy	8	Week 6 vs. SF
T. Mason	7	Week 8 @ KC
B. Cunningham	7	(last) Week 6 vs. SF

RUSHING YARDS

T. Mason	85	Week 7 vs. SEA
Z. Stacy	71	Week 2 @ TB
Z. Stacy	67	Week 3 vs. DAL
T. Mason	65	Week 9 @ SF
B. Cunningham	47	Week 5 @ PHI
Z. Stacy	43	Week 1 vs. MIN
Z. Stacy	42	Week 5 @ PHI
T. Mason	40	Week 6 vs. SF
T. Mason	32	Week 8 @ KC
A. Davis	30	Week 5 @ PHI

YARDS PER CARRY (MIN. 10 ATT.)

Z. Stacy	5.6	Week 3 vs. DAL
T. Mason	4.7	Week 7 vs. SEA
Z. Stacy	3.9	Week 1 vs. MIN
Z. Stacy	3.8	Week 5 @ PHI
Z. Stacy	3.7	Week 2 @ TB
T. Mason	3.4	Week 9 @ SF

LONGEST RUSH

T. Mason	28	Week 7 vs. SEA
T. Mason	24	Week 6 vs. SF
T. Mason	21	Week 9 @ SF
B. Cunningham	18	Week 8 @ KC
T. Austin	18	Week 2 @ TB
Z. Stacy	16	Week 3 vs. DAL
B. Cunningham	14t	Week 5 @ PHI
Z. Stacy	14	Week 5 @ PHI
Several Players	12	(last) Week 4 @ PHI

PASS ATTEMPTS

A. Davis	49	Week 5 @ PHI
A. Davis	42	Week 6 vs. SF
A. Davis	40	Week 3 vs. DAL
A. Davis	29	Week 2 @ TB
A. Davis	25	Week 8 @ KC
A. Davis	24	Week 9 @ SF
A. Davis	23	Week 1 vs. MIN
A. Davis	21	Week 7 vs. SEA

PASS COMPLETIONS

A. Davis	30	Week 3 vs. DAL
A. Davis	29	Week 5 @ PHI
A. Davis	21	Week 6 vs. SF
A. Davis	22	Week 2 @ TB
A. Davis	18	Week 7 vs. SEA
A. Davis	16	Week 1 vs. MIN
A. Davis	13	Week 9 @ SF

PASSING YARDS

A. Davis	375	Week 5 @ PHI
A. Davis	327	Week 3 vs. DAL
A. Davis	236	Week 6 vs. SF
A. Davis	235	Week 2 @ TB
A. Davis	192	Week 1 vs. MIN
A. Davis	160	Week 8 @ KC
A. Davis	105	Week 9 @ SF

RECEPTIONS

B. Quick	7	(last) Week 2 @ TB
J. Cook	7	Week 3 vs. DAL
L. Kendricks	6	Week 3 vs. DAL
B. Cunningham	5	Week 7 vs. SEA
B. Quick	5	Week 5 @ PHI
K. Britt	5	Week 3 vs. DAL
Z. Stacy	5	Week 3 vs. DAL
Several Players	4	(last) Week 6 vs. SF

RECEIVING YARDS

B. Quick	99	Week 1 vs. MIN
B. Quick	87	Week 5 @ PHI
J. Cook	75	Week 3 vs. DAL
J. Cook	74	Week 6 vs. SF
B. Quick	74	Week 2 @ TB
K. Britt	69	Week 3 vs. DAL
K. Britt	68	Week 5 @ PHI
B. Quick	62	Week 3 vs. DAL

LONGEST RECEPTION

B. Quick	51t	Week 3 vs. DAL
K. Britt	43	Week 8 @ KC
B. Quick	43	Week 5 @ PHI
J. Cook	39	Week 6 vs. SF
K. Britt	38	Week 3 vs. DAL
K. Britt	32	Week 5 @ PHI
K. Britt	30t	Week 5 @ PHI
C. Givens	30	Week 7 vs. SEA
T. Austin	28	Week 1 vs. MIN
C. Givens	27	Week 1 vs. MIN
A. Pettis	27	Week 2 @ TB
L. Kendricks	22t	Week 6 vs. SF
K. Britt	21t	Week 9 @ SF

FIELD GOALS

G. Zuerlein	4	Week 2 @ TB
G. Zuerlein	2	(last) Week 9 @ SF
G. Zuerlein	1	(last) Week 6 vs. SF

LONGEST FIELD GOAL

G. Zuerlein	56	Week 1 vs. MIN
G. Zuerlein	46	(last) Week 2 @ TB
G. Zuerlein	39	Week 9 @ SF
G. Zuerlein	38	(last) Week 6 vs. SF
G. Zuerlein	37	Week 9 @ SF

MOST KICKOFF RETURNS

B. Cunningham	5	Week 5 @ PHI
B. Cunningham,	3	Week 9 @ SF
B. Cunningham	2	(last) Week 8 @ KC
C. Givens	2	(last) Week 3 vs. DAL
T. Austin	1	Week 8 @ KC
C. Givens	1	Week 1 vs. MIN

LONGEST KICKOFF RETURN

B. Cunningham	75	Week 7 vs. SEA
B. Cunningham	41	Week 8 @ KC
B. Cunningham	37	Week 9 @ SF
B. Cunningham	31	(last) Week 6 vs. SF
C. Givens	29	Week 3 vs. DAL
C. Givens	26	Week 1 vs. MIN
C. Givens	22	Week 2 @ TB

MOST PUNT RETURNS

T. Austin	5	Week 1 vs. MIN
T. Austin	3	Week 9 @ SF
T. Austin	2	(last) Week 8 @ KC

LONGEST PUNT RETURN

S. Bailey	90t	Week 7 vs. SEA
T. Austin	38	Week 8 @ KC
T. Austin	24	Week 1 vs. MIN
T. Austin	12	Week 6 vs. SF
T. Austin	11	Week 9 @ SF

2014 OPPONENTS BESTS

RUSHING ATTEMPTS

	NO.	OPPONENT
L. McCoy	24	Week 5 @ PHI
D. Murray	24	Week 3 vs. DAL
B. Rainey	22	Week 2 @ TB
A. Peterson	21	Week 1 vs. MIN
M. Lynch	18	Week 7 vs. SEA
F. Gore	16	Week 6 vs. SF
K. Davis	16	Week 8 @ KC
F. Gore	14	Week 9 @ SF
J. Charles	13	Week 8 @ KC

RUSHING YARDS

	YDS.	OPPONENT
B. Rainey	144	Week 2 @ TB
R. Wilson	107	Week 7 vs. SEA
C. Patterson	101	Week 1 vs. MIN
D. Murray	100	Week 3 vs. DAL
L. McCoy	81	Week 5 @ PHI
J. Charles	73	Week 8 @ KC

YARDS PER CARRY (MIN. 10 ATT.)

	YDS.	OPPONENT
B. Rainey	6.5	Week 2 @ TB
J. Charles	5.6	Week 8 @ KC
D. Murray	4.2	Week 3 vs. DAL
A. Peterson	3.6	Week 1 vs. MIN
F. Gore	3.5	Week 9 @ SF
L. McCoy	3.4	Week 5 @ PHI
M. Lynch	2.9	Week 7 vs. SEA

LONGEST RUSH

	YDS.	OPPONENT
C. Patterson	67t	Week 1 vs. MIN
R. Wilson	52	Week 7 vs. SEA
D. Murray	44	Week 3 vs. DAL
J. Charles	36t	Week 8 @ KC
B. Rainey	31	Week 2 @ TB
D. Sproles	25	Week 5 @ PHI
C. Kaepernick	23	Week 6 vs. SF
L. McCoy	19	Week 5 @ PHI
A. Peterson	17	Week 1 vs. MIN

PASS ATTEMPTS

	NO.	OPPONENT
N. Foles	37	Week 5 @ PHI
R. Wilson	36	Week 7 vs. SEA
C. Kaepernick	36	Week 6 vs. SF
C. Kaepernick	33	Week 9 @ SF
M. Cassel	25	Week 1 vs. MIN
T. Romo	23	Week 3 vs. DAL
J. McCown	21	Week 2 @ TB

PASS COMPLETIONS

	NO.	OPPONENT
A. Smith	24	Week 8 @ KC
N. Foles	24	Week 5 @ PHI
R. Wilson	23	Week 7 vs. SEA
C. Kaepernick	22	(last) Week 9 @ SF
T. Romo	18	Week 3 vs. DAL
M. Cassel	17	Week 1 vs. MIN
J. McCown	16	Week 2 @ TB

PASSING YARDS

	YDS.	OPPONENT
C. Kaepernick	343	Week 6 vs. SF
R. Wilson	313	Week 7 vs. SEA
C. Kaepernick	237	Week 9 @ SF
A. Smith	226	Week 8 @ KC
T. Romo	217	Week 3 vs. DAL
N. Foles	207	Week 5 @ PHI
J. McCown	179	Week 2 @ TB
M. Cassel	170	Week 1 vs. MIN

RECEPTIONS

	NO.	OPPONENT
A. Boldin	7	Week 6 vs. SF
D. Baldwin	7	Week 7 vs. SEA
A. Boldin	6	Week 9 @ SF
D. Bowe	6	Week 8 @ KC
D. Bryant	6	Week 3 vs. DAL
G. Jennings	6	Week 1 vs. MIN
M. Crabtree	5	Week 9 @ SF
S. Johnson	5	Week 6 vs. SF
J. Maclin	5	Week 5 @ PHI
Several Players	4	(last) Week 8 @ KC

RECEIVING YARDS

	YDS.	OPPONENT
D. Baldwin	123	Week 7 vs. SEA
A. Boldin	94	Week 6 vs. SF
A. Boldin	93	Week 9 @ SF
D. Bryant	89	Week 3 vs. DAL
B. Lloyd	80	Week 6 vs. SF
J. Maclin	76	Week 5 @ PHI
D. Bowe	64	Week 8 @ KC
C. Helfet	61	Week 7 vs. SEA
G. Jennings	58	Week 1 vs. MIN
S. Johnson	53	Week 6 vs. SF
V. Jackson	51	Week 2 @ TB
J. Kears	50	Week 7 vs. SEA
M. Crabtree	49	Week 6 vs. SF
M. Evans	49	Week 2 @ TB
J. Witten	49	Week 3 vs. DAL

LONGEST RECEPTION

	YDS.	OPPONENT
B. Lloyd	80t	Week 6 vs. SF
D. Bryant	68t	Week 3 vs. DAL
D. Baldwin	49	Week 7 vs. SEA
M. Crabtree	32t	Week 6 vs. SF
J. Charles	30	Week 8 @ KC
M. Evans	29	Week 2 @ TB
J. Kears	29	Week 7 vs. SEA
A. Boldin	28	Week 6 vs. SF
A. Boldin	27t	Week 9 @ SF
S. Johnson	25	Week 9 @ SF
J. Maclin	24t	Week 5 @ PHI
A. Sherman	24	Week 8 @ KC
B. Myers	24	Week 2 @ TB
J. Maclin	23	Week 5 @ PHI
C. Helfet	22	Week 7 vs. SEA
R. Ellison	22	Week 1 vs. MIN
V. McDonald	21	Week 6 vs. SF
Several Players	20	(last) Week 6 vs. SF

FIELD GOALS

	NO.	OPPONENT
C. Santos	2	Week 8 @ KC
S. Hauschka	2	Week 7 vs. SEA
C. Parkey	2	Week 5 @ PHI
D. Bailey	2	Week 3 vs. DAL
B. Walsh	2	Week 1 vs. MIN
Several Players	1	(last) Week 9 @ SF

LONGEST FIELD GOAL

	YDS.	OPPONENT
P. Dawson	54	Week 6 vs. SF
C. Santos	53	Week 8 @ KC
B. Walsh	52	Week 1 vs. MIN
B. Walsh	46	Week 1 vs. MIN
D. Bailey	40	Week 3 vs. DAL

MOST KICKOFF RETURNS

	NO.	OPPONENT
B. Ellington	3	Week 9 @ SF
S. Patton	3	Week 2 @ TB
D. Harris	3	Week 3 vs. DAL
B. Walters	2	Week 7 vs. SEA
C. Patterson	2	Week 1 vs. MIN

LONGEST KICKOFF RETURN

	YDS.	OPPONENT
K. Davis	99t	Week 8 @ KC
C. Owusu	45	Week 2 @ TB
B. Ellington	38	Week 9 @ SF
C. Patterson	29	Week 1 @ HOU
B. Walters	27	Week 7 vs. SEA
D. Harris	25	Week 3 vs. DAL

MOST PUNT RETURNS

	NO.	OPPONENT
D. Thomas	4	Week 8 @ KC
B. Ellington	4	Week 6 vs. SF
B. Ellington	3	Week 9 @ SF
B. Walters	2	Week 7 vs. SEA
Several Players	1	(last) Week 7 vs. SEA

LONGEST PUNT RETURN

	YDS.	OPPONENT
D. Thomas	14	Week 8 @ KC
B. Ellington	13	Week 6 vs. SF
B. Ellington	12	Week 9 @ SF
B. Walters	10	Week 7 vs. SEA
M. Sherels	6	Week 1 vs. MIN

THE LAST TIME...

Team Totals

SHUTOUT

RAMS: 20-0, @ Oakland (12/17/06)
OPP: 27-0, @ Pittsburgh (12/24/11)

40 POINTS

RAMS: 42, vs. Chicago (11/24/13)
OPP: 45, vs. New England (10/28/12)

50 POINTS

RAMS: 57, @ San Diego (10/1/00)
OPP: 54, @ Kansas City (10/22/00)

OVERTIME WIN

RAMS: 16-13, vs. San Francisco (12/2/12)
OPP: 19-13, @ Arizona (11/6/11)

TWO-POINT ATTEMPT MADE

RAMS: *Isaiah Pead pass from Kellen Clemens, vs. Chicago (11/24/13)*
OPP: *Coby Fleener pass from Andrew Luck, @ Indianapolis (11/10/13)*

TWO-POINT ATTEMPT FAILED

RAMS: *Kellen Clemens pass failed, at Seattle (12/29/13)*
OPP: *Russell Wilson failed, vs. St. Louis (10/19/14)*

SAFETY RECORDED

RAMS: *Eugene Sims tackled Mike Tolbert in the end zone, @ Carolina (10/20/13)*
OPP: *John Abraham sacked Kellen Clemens in the end zone, @ Arizona (12/8/13)*

Offensive Totals

200 YARDS IN RUSHING OFFENSE

RAMS: 258, vs. Chicago (11/24/13)
OPP: 219, vs. San Francisco (9/26/13)

300 YARDS IN RUSHING OFFENSE

RAMS: 337, vs. Carolina (11/11/01)
OPP: 352, @ Philadelphia (10/5/14)

400 YARDS IN TOTAL OFFENSE

RAMS: 466, @ Philadelphia (10/5/14)
OPP: 463, vs. St. Louis, (10/19/14)

500 YARDS IN TOTAL OFFENSE

RAMS: 524, vs. San Diego (10/10/02)
OPP: 553, vs. Baltimore (9/25/11)

600 YARDS IN TOTAL OFFENSE

RAMS: 614, vs. San Diego (10/1/00)
OPP: *Never Happened*

100 YARDS RUSHING

RAMS: 104, Zac Stacy, vs. Tampa Bay (12/22/13)
OPP: 106, Russel Wilson vs. St. Louis, (10/19/14)

200 YARDS RUSHING

RAMS: 202, Marshall Faulk, @ Carolina (12/23/01)
OPP: 212, Adrian Peterson, vs. Minnesota (12/16/12)

300 YARDS PASSING

RAMS: 375, Austin Davis , @ Philadelphia (10/5/14)
OPP: 313, Russel Wilson vs. St. Louis, (10/19/14)

400 YARDS PASSING

RAMS: 442, Marc Bulger, @ NY Giants (10/2/05)
OPP: 421, Mark Brunell, vs. Jacksonville (10/20/96)

THE LAST TIME...

Offensive Totals (cont.)

100 YARDS RECEIVING

RAMS: 138, Tavon Austin, @ Indianapolis (11/10/13)
OPP: 123, Doug Baldwin, @ St. Louis (10/19/14)

200 YARDS RECEIVING

RAMS: 200, Torry Holt, @ San Francisco (11/3/03)
OPP: 204, Plaxico Burress, @ NY Giants (10/2/05)

300 YARDS RECEIVING

RAMS: 336 (NFL RECORD), Willie "Flipper" Anderson, vs. New Orleans (11/26/89)
OPP: *Never Happened*

THREE TOUCHDOWNS IN A GAME

RAMS: Tavon Austin (2 receiving, 1 return), @ Indianapolis (11/10/13)
OPP: Maurice Jones-Drew (3 rushing), @ Jacksonville (10/18/09)

THREE RUSHING TOUCHDOWNS IN A GAME

RAMS: Steven Jackson, vs. Dallas (10/19/08)
OPP: Maurice Jones-Drew, @ Jacksonville (10/18/09)

THREE RECEIVING TOUCHDOWNS IN A GAME

RAMS: Torry Holt, vs. Seattle (10/15/06)
OPP: Torrey Smith, vs. Baltimore (9/25/11)

THREE PASSING TOUCHDOWNS IN A GAME

RAMS: Austin Davis, @ Philadelphia (10/5/14)
OPP: Colin Kaepernick, vs. San Francisco (10/13/14)

FOUR TOUCHDOWNS IN A GAME

RAMS: Steven Jackson (3 rushing, 1 receiving), @ Minnesota (12/31/06)
OPP: Ron Moore (4 rushing), @ Phoenix (12/4/93)

FOUR RUSHING TOUCHDOWNS IN A GAME

RAMS: Marshall Faulk, vs. Minnesota (12/10/00)
OPP: Ron Moore, @ Phoenix (12/4/93)

FOUR RECEIVING TOUCHDOWNS IN A GAME

RAMS: Isaac Bruce, vs. San Francisco (10/10/99)
OPP: Mike Ditka, vs. Chicago (10/13/63)

FOUR PASSING TOUCHDOWNS IN A GAME

RAMS: Marc Bulger, vs. San Diego (11/10/02)
OPP: Tom Brady, vs. New England (10/28/12)

FIVE PASSING TOUCHDOWNS IN A GAME

RAMS: Kurt Warner, vs. San Francisco (10/10/99)
OPP: Dan Marino, vs. Miami (12/14/86)

TWO 100-YARD RECEIVERS, SAME GAME

RAMS: 167, Isaac Bruce vs. Washington (12/24/06)
102, Steven Jackson
OPP: 132, M.Williams @ Tampa Bay (12/23/12)
108, V.Jackson

THREE 100-YARD RECEIVERS, SAME GAME

RAMS: 167, Isaac Bruce @ San Diego (10/1/00)
114, Marshall Faulk
104, Az-Zahir Hakim
OPP: 106, DeSean Jackson @ Philadelphia (9/7/08)
104, Greg Lewis
102, Hank Baskett

THE LAST TIME...

Offensive Totals (cont.)

100-YARD RUSHER, 100-YARD RECEIVER, SAME GAME

RAMS:	Steven Jackson	139 rushing	@ Arizona (11/25/12)
	Chris Givens	115 receiving	
OPP:	Russel Wilson	106 rushing	vs. St. Louis, (10/19/14)
	Doug Baldwin	123 receiving	

TWO 100-YARD RUSHERS, SAME GAME

RAMS:	183, Marshall Faulk, vs. Carolina (11/11/01)	
	145, Trung Candidate	
OPP:	136, Clinton Portis, vs. Washington (12/4/05)	
	118, Rock Cartwright	

300-YARD PASSER, 100-YARD RECEIVER, SAME GAME

RAMS:	Sam Bradford	352 passing	@ Atlanta (9/15/13)
	Chris Givens	105 receiving	
OPP:	Russell Wilson	313 passing	vs. Seattle (10/19/14)
	Doug Baldwin	123 receiving	

300-YARD PASSER, 100-YARD RECEIVER, 100-YARD RUSHER, SAME GAME

RAMS:	Marc Bulger	388 passing	vs. Washington (12/24/06)
	Isaac Bruce	148 receiving	
	Steven Jackson	102 receiving	
	Steven Jackson	150 rushing	
OPP:	Russell Wilson	313 passing	vs. Seattle (10/19/14)
	Doug Baldwin	123 receiving	
	Russell Wilson	106 rushing	

300-YARD PASSER, TWO 100-YARD RECEIVERS, SAME GAME

RAMS:	Marc Bulger	388 passing	vs. Washington (12/24/06)
	Isaac Bruce	148 receiving	
	Steven Jackson	102 receiving	
OPP:	Josh Freeman	372 passing	@ Tampa Bay (12/23/12)
	Mike Williams	132 receiving	
	Vincent Jackson	108 receiving	

300-YARD PASSER, THREE 100-YARD RECEIVERS, SAME GAME

RAMS:	Kurt Warner	390 passing	@ San Diego (10/1/00)
	Isaac Bruce	167 receiving	
	Marshall Faulk	116 receiving	
	Az-Zahir Hakim	104 receiving	
OPP:	Donovan McNabb	361 passing	@ Philadelphia (9/7/08)
	DeSean Jackson	106 receiving	
	Greg Lewis	104 receiving	
	Hank Baskett	102 receiving	

300-YARD PASSER, 100-YARD RUSHER, TWO 100-YARD RECEIVERS, SAME GAME

RAMS:	Marc Bulger	388 passing	vs. Washington (12/24/06)
	Steven Jackson	150 rushing	
	Isaac Bruce	148 receiving	
	Steven Jackson	102 receiving	
OPP:	David Garrad	335 passing	@ Jacksonville (10/18/09)
	M.Jones-Drew	133 rushing	
	Mike Sims-Walker	120 receiving	
	Torry Holt	101 receiving	

300-YARD PASSER, 100-YARD RUSHER, THREE 100-YARD RECEIVERS, SAME GAME

RAMS:	Kurt Warner	390 passing	@ San Diego (10/1/00)
	Justin Watson	102 rushing	
	Isaac Bruce	167 receiving	
	Marshall Faulk	116 receiving	
	Az-Zahir Hakim	104 receiving	
OPP:	<i>Never Happened</i>		

Defensive Totals

SIX OR MORE TEAM SACKS IN A GAME

RAMS:	8, @ San Francisco (11/2/14)
OPP:	7, @ Kansas City (10/26/14)

THREE OR MORE INDIVIDUAL SACKS IN A GAME

RAMS:	3, Robert Quinn, vs. Tampa Bay (12/22/13)
OPP:	3, Justin Houston, @ Kansas City (10/26/14)

THE LAST TIME...

Defensive Totals (cont.)

TWO INTERCEPTIONS IN A GAME

RAMS: 2, Janoris Jenkins, @ Arizona (11/23/12)
OPP: 2, K. Lewis, vs. Kansas City (12/19/10)

THREE INTERCEPTIONS IN A GAME

RAMS: 3, Keith Lyle, @ Atlanta (12/15/96)
OPP: 3, Ron Bolton, @ Cleveland (11/27/77)

INTERCEPTION RETURNED FOR A TOUCHDOWN

RAMS: 25, Janoris Jenkins, vs. Dallas (9/21/14)
OPP: 20, Dontae Johnson vs. San Francisco, (10/13/14)

FUMBLE RETURNED FOR A TOUCHDOWN

RAMS: 31, Robert Quinn, vs. Chicago (11/24/13)
OPP: 1, Cedric Thornton, @ Philadelphia (10/5/14)

Special Teams Totals

KICKOFF RETURNED FOR A TOUCHDOWN

RAMS: 99, Chris Johnson, vs. Seattle (11/25/07)
OPP: 99, Knile Davis, @ Kansas City (10/26/14)

PUNT RETURNED FOR A TOUCHDOWN

RAMS: 90, Stedman Bailey, vs. Seattle (10/19/14)
OPP: 80, Patrick Peterson, vs. Arizona (11/27/11)

PUNT BLOCKED

RAMS: T.J. McDonald (M. Koenen), @ Tampa Bay (9/14/14)
OPP: James Casey (Hekker), @ Philadelphia (10/5/14)

BLOCKED PUNT RETURNED FOR A TOUCHDOWN

RAMS: Brandon Chillar, vs. Jacksonville (10/30/05)
29-yard return of Chris Hanson punt; Blocked by Drew Wahlroos
OPP: Chris Maragos, @ Philadelphia (10/5/14)
10-yard return of Johnny Hekker punt; Blocked by James Casey

FIELD GOAL ATTEMPT BLOCKED

RAMS: T.J. McDonald (P. Murray), @ Tampa Bay (9/14/14)
OPP: Calais Campbell (J. Brown), @ Arizona (11/6/11)

BLOCKED FIELD GOAL ATTEMPT RETURNED FOR A TOUCHDOWN

RAMS: LeRoy Irvin, vs. San Francisco (9/14/86)
65-yard return of Ray Wersching 44-yard attempt; Blocked by Jerry Gray; Mike Wilcher recovered and lateraled to Irvin
OPP: Kevin Ross, vs. Atlanta (10/12/95)
83-yard return of Steve McLaughlin 28-yard attempt; Blocked by Roger Harper

FOUR OR MORE FIELD GOALS

RAMS: 4, Greg Zuerlein, vs. Arizona (9/9/13)
OPP: 5, Blair Walsh, vs. Minnesota (12/16/12)

PAT BLOCKED

RAMS: Jimmy Kennedy (Peterson), @ San Francisco (12/2/03)
OPP: Dana Stubblefield, @ San Francisco (11/26/95)

PAT ATTEMPT FAILED

RAMS: Josh Brown, @ Denver (11/28/10)
OPP: Josh Scobee, vs. Jacksonville (10/18/09)

2014 EXPLOSIVES

PASS EXPLOSIVES (20+ Yards)

St. Louis Rams

<u>YDS</u>	<u>RECEIVER</u>	<u>PASSER</u>	<u>QTR</u>	<u>DATE</u>	<u>TEAM</u>
51t	B. Quick	A. Davis	2	9/21	DAL
43	K. Britt	A. Davis	1	10/26	@KC
43	B. Quick	A. Davis	4	10/5	@ PHI
39	J. Cook	A. Davis	1	10/13	vs. SF
38	K. Britt	A. Davis	3	9/21	DAL
32	K. Britt	A. Davis	2	10/5	@ PHI
30t	K. Britt	A. Davis	4	10/5	@ PHI
30	C. Givens	A. Davis	4	10/19	SEA
28	T. Austin	A. Davis	4	9/7	MIN
27	C. Givens	A. Davis	4	9/7	MIN
27	A. Pettis	A. Davis	4	9/14	@ TB
26	J. Cook	A. Davis	3	9/7	MIN
25	B. Quick	A. Davis	3	10/5	@ PHI
23	B. Quick	S. Hill	1	9/7	MIN
22t	L. Kendricks	A. Davis	1	10/13	vs. SF
22	L. Kendricks	A. Davis	1	10/5	@ PHI
22	J. Cooks	A. Davis	3	9/14	@ TB
21t	K. Britt	A. Davis	2	11/2	@ SF
21	B. Quick	S. Hill	2	9/7	MIN
20	S. Bailey	A. Davis	4	10/26	@KC

Opponents

<u>YDS</u>	<u>RECEIVER</u>	<u>PASSER</u>	<u>QTR</u>	<u>DATE</u>	<u>TEAM</u>
80t	B. Lloyd	C. Kaepernick	2	10/13	vs. SF
68t	D. Braynt	T. Romo	3	9/21	DAL
49	D. Baldwin	R. Wilson	1	10/19	SEA
32t	M. Crabtree	C. Kaepernick	3	10/13	vs. SF
27t	A. Boldin	C. Kaepernick	2	11/2	@ SF
30	J. Charles	A. Smith	3	10/26	@KC
29	J. Kearse	R. Wilson	4	10/19	SEA
29	M. Evans	J. McCown	4	9/14	@ TB
28	A. Boldin	C. Kaepernick	1	10/13	vs. SF
25	S. Johnson	C. Kaepernick	4	11/2	@ SF
24t	J. Maclin	N. Foles	3	10/5	@ PHI
24	B. Myers	J. McCown	2	9/14	@ TB
24	A. Sherman	A. Smith	3	10/26	@KC
23	J. Maclin	N. Foles	2	10/5	@ PHI
22	D. Baldwin	R. Wilson	4	10/19	SEA
22	C. Helfet	R. Wilson	2	10/19	SEA
22	R. Ellison	M. Cassel	4	9/7	MIN
21	V. McDonald	C. Kaepernick	1	10/13	vs. SF
20	A. Boldin	C. Kaepernick	4	11/2	@ SF
20	C. Helfet	R. Wilson	2	10/19	SEA
20	S. Johnson	C. Kaepernick	3	10/13	vs. SF
20	V. Jackson	J. McCown	3	9/14	@ TB
20	T. Williams	T. Romo	4	9/21	DAL

2014 EXPLOSIVES

RUN EXPLOSIVES (10+ Yards)

St. Louis Rams

<u>YDS</u>	<u>RUSHER</u>	<u>QTR</u>	<u>DATE</u>	<u>TEAM</u>
28	T. Mason	1	10/19	SEA
24	T. Mason	1	10/13	vs. SF
21	T. Mason	3	11/2	@ SF
18	B. Cunningham	3	10/26	@KC
18	T. Austin	1	9/14	@ TB
16	Z. Stacy	4	9/21	DAL
14t	B. Cunningham	3	10/5	@ PHI
14	T. Mason	1	10/26	@KC
14	Z. Stacy	1	10/5	@ PHI
12	Z. Stacy	3	9/14	@ TB
12	Z. Stacy	1	9/21	DAL
12	K. Britt	4	9/14	@ TB
11	A. Davis	1	10/5	@ PHI
11	B. Cunningham	4	10/5	@ PHI
11	B. Cunningham	2	9/14	@ TB
10	A. Davis	1	11/2	@ SF

Opponents

<u>YDS</u>	<u>RUSHER</u>	<u>QTR</u>	<u>DATE</u>	<u>TEAM</u>
67t	C. Patterson	3	9/7	MIN
52	R. Wilson	4	10/19	SEA
44	D. Murray	3	9/21	DAL
36t	J. Charles	4	10/26	@KC
31	B. Rainey	4	9/14	@ TB
25	D. Sproles	4	10/5	@ PHI
24	B. Rainey	1	9/14	@ TB
23	C. Kapernick	3	10/13	vs. SF
20	D. Murray	2	9/21	DAL
19t	R. Wilson	3	10/19	SEA
19	B. Rainey	2	9/14	@ TB
18	M. Lynch	3	10/19	SEA
18	B. Rainey	3	9/14	@ TB
17	A. Peterson	1	9/7	MIN
16	A. Peterson	3	9/7	MIN
16	T. Romo	4	9/21	DAL
15	K. Davis	4	10/26	@KC
15	A. Smith	3	10/26	@KC
14	F. Gore	3	11/2	@ SF
14	D. Murray	2	9/21	DAL
14	N. Foles	4	10/5	@ PHI
13	M. Lynch	1	10/19	SEA
13	C. Hyde	3	11/2	@ SF
12	C. Patterson	1	9/7	MIN
12	A. Peterson	4	9/7	MIN
10	D. Sproles	1	10/5	@ PHI
10	D. Sproles	2	10/5	@ PHI
10	L. McCoy	3	10/5	@ PHI
10	M. Lynch	3	10/19	SEA

2014 EXPLOSIVES

KICK RETURN EXPLOSIVES (30+ Yards)

St. Louis Rams					Opponents				
<u>YDS</u>	<u>RETURNER</u>	<u>QTR</u>	<u>DATE</u>	<u>TEAM</u>	<u>YDS</u>	<u>RETURNER</u>	<u>QTR</u>	<u>DATE</u>	<u>TEAM</u>
75	B. Cunningham	1	10/19	SEA	99	K Davis	3	10/26	@ KC
41	B. Cunningham	1	10/26	@ KC	45	C. Owusu	3	9/14	@ TB
37	B. Cunningham	2	11/2	@ SF	38	B. Ellington	2	11/2	@ SF
31	B. Cunningham	1	10/5	@ PHI					

2014 EXPLOSIVES

PUNT RETURN EXPLOSIVES (20+ Yards)

St. Louis Rams					Opponents				
<u>YDS</u>	<u>RETURNER</u>	<u>QTR</u>	<u>DATE</u>	<u>TEAM</u>	<u>YDS</u>	<u>RETURNER</u>	<u>QTR</u>	<u>DATE</u>	<u>TEAM</u>
90t	S. Bailey	2	10/19	SEA	23	D. Sproles	1	10/5	@ PHI
38	T. Austin	4	10/26	@ KC					

2014 EXPLOSIVES

INTERCEPTION RETURN EXPLOSIVES (20+ Yards)

St. Louis Rams					Opponents				
<u>YDS</u>	<u>RETURNER</u>	<u>QTR</u>	<u>DATE</u>	<u>TEAM</u>	<u>YDS</u>	<u>RETURNER</u>	<u>QTR</u>	<u>DATE</u>	<u>TEAM</u>
25t	J. Jenkins	2	9/21	DAL	81t	H. Smith	4	9/7	MIN
					25t	B. Carter	4	9/21	DAL
					20t	D. Johnson	4	10/13	vs. SF

2014 EXPLOSIVES

FUMBLE RETURN EXPLOSIVES (20+ Yards)

St. Louis Rams					Opponents				
<u>YDS</u>	<u>RETURNER</u>	<u>QTR</u>	<u>DATE</u>	<u>TEAM</u>	<u>YDS</u>	<u>RETURNER</u>	<u>QTR</u>	<u>DATE</u>	<u>TEAM</u>
					40	C. Thornton	3	10/5	@ PHI

2014 WEEKLY LEADERS | ST. LOUIS RAMS

GAME	SCORING	CARRIES	RUSHING YARDS	RECEIVING YARDS	TACKLES	SACKS	INTs	SP. TEAMS TACKLES
MINNESOTA	G. Zuerlein, 6	Z. Stacy, 11	Z. Stacy, 43	B. Quick, 99	R. McLeod, 6 J. Jenkins, 6			C. Reynolds, 2
TAMPA BAY	G. Zuerlein, 6	Z. Stacy, 19	Z. Stacy, 71	B. Quick, 74	J. Laurinaitis, 9	A. Donald, 1	R. McLeod, 1	C. Reynolds, 2
DALLAS	G. Zuerlein, 6 L.Kendricks, 6 A.Pettis, 6 B. Quick, 6	Z. Stacy, 12	Z. Stacy, 67	J.Cook, 75	A. Ogletree, 14 J. Laurinaitis, 14		J. Jenkins, 1	C. Reynolds, 2
PHILADEL- PHIA	B. Quick, 12	Z. Stacy, 11	B. Cunningham, 47	B.Quick, 87	T. McDonald,17		E. Gaines, 1	C. Reynolds, 1 C. Harkey, 1 S. Bailey, 1
SAN FRAN- CISCO	B.Cunningham,6 L.Kendricks,6	Z. Stacy, 8	T. Mason, 40	J. Cook, 39	T. McDonald,12 J Laurinaitis,12			S. Bailey, 2 L. Joyner, 2 D. Bates, 2 C. Davis, 1 T. Watts, 1 C. Harkey, 1 E. Sims, 1
SEATTLE	B.Cunningham,12	T. Mason, 18	T. Mason, 85	B.Cunningham,46	J Laurinaitis,10 A. Ogletree, 10	A. Donald, 1 R. Quinn, 1 E. Sims, 1		C. Reynolds, 2 R. McLeod, 1 J. McQuaide, 1 D. Bates, 1
KANSAS CITY	L.Kendricks, 7	T. Mason, 7	T. Mason, 32	K.Britt, 52	L. Joyner, 11 E. Gaines, 11 J Laurinaitis,11 A. Ogletree, 11	R. Quinn, 2		M. McFadden, 2
SAN FRAN- CISCO	G. Zuerlein, 7	T. Mason, 19	T. Mason, 65	B.Cunningham,38	J. Laurinaitis, 10 A. Ogletree, 10	R. Quinn, 2 W. Hayes, 2		C. Reynolds, 2
ARIZONA								
DENVER								
SAN DIEGO								
OAKLAND								
WASHING- TON								
ARIZONA								
NEW YORK								
SEATTLE								

2014 GAME-BY-GAME | SACKS (NUMBER, YDS.)

	MIN	@TB	DAL	@PHI	SF	SEA	@KC	@SF	@ARI	DEN	@SD	OAK	@WAS	ARI	NYG	@SEA	TOTAL
PLAYER																	
A. Donald		1.0/4				1.0/5		1.0/9									
R. Quinn						1.0/7											
E. Sims						1.0/9		1.0/3									
R. Quinn						1.0/7	2.0/8	2.0/18									
W. Hayes								2.0/12									
M. Brockers								1.0/4									
J. Laurinaitis								1.0/8									

TEAM TOTALS 14.0/87

2014 GAME-BY-GAME | INTERCEPTIONS (NUMBER, YDS.)

	MIN	@TB	DAL	@PHI	SF	SEA	@KC	@SF	@ARI	DEN	@SD	OAK	@WAS	ARI	NYG	@SEA	TOTAL
PLAYER																	
R.McLeod		1															
J. Jenkins			1														
E. Gaines					1												

TEAM TOTALS 3.0

ST. LOUIS RAMS RECORD WHEN...

	10-YEAR TOTALS				2014		2013		2012			2011			2010		2009		2008		2007		2006		2005		
	W	L	T	Pct	W	L	W	L	W	L	T	W	L	W	L	W	L	W	L	W	L	W	L	W	L	W	L
Overall Record	54	113	1	0.323	3	5	7	9	7	8	1	2	14	7	9	1	15	2	14	3	13	8	8	6	10		
Home	31	53	0	0.369	1	3	5	3	4	4	0	1	7	5	3	0	8	1	7	1	7	4	4	3	5		
Away	23	60	1	0.277	2	2	2	6	3	4	1	1	7	2	6	1	7	1	7	2	6	4	4	3	5		
By Month																											
September	10	27	0	0.270	1	2	1	3	2	2	0	0	3	1	2	0	3	0	4	0	4	2	1	2	1		
October	17	29	0	0.370	1	3	2	2	1	3	0	1	3	3	2	0	4	2	1	0	4	2	2	2	3		
November	12	24	1	0.333	1	0	2	1	1	1	1	1	3	1	2	1	3	0	5	2	1	1	3	1	2		
December	13	31	0	0.295	0	0	2	3	3	2	0	0	4	2	2	0	4	0	4	1	4	1	3	2	1		
January	2	3	0	0.400	0	0	0	0	0	0	0	0	0	1	0	1	0	1	0	0	0	0	0	1	0		
vs. NFC	39	84	1	0.317	2	4	4	7	6	5	1	1	11	5	7	1	11	1	10	3	9	6	6	3	9		
West	19	43	1	0.306	2	1	1	5	4	1	1	0	6	3	3	0	6	0	6	1	5	2	4	1	5		
East	6	13	0	0.316	0	2	0	0	1	0	0	0	4	1	0	0	1	1	2	0	1	1	0	1	3		
North	5	14	0	0.263	0	1	1	0	0	3	0	0	1	0	1	1	3	0	1	0	1	0	1	3	1		
South	10	14	0	0.417	1	0	2	2	1	1	0	1	0	1	3	0	1	0	1	2	2	0	1	1	0		
vs. AFC	13	28	0	0.317	0	0	3	1	1	3	0	1	3	2	2	0	4	1	3	0	4	2	2	3	1		
West	4	5	0	0.444	0	1	0	0	0	0	0	0	0	2	2	0	0	0	0	0	0	2	2	0	0		
East	3	11	0	0.214	0	0	0	0	1	3	0	0	0	0	0	0	0	0	1	3	0	0	0	0	0		
North	1	7	0	0.125	0	0	0	0	0	0	0	1	3	0	0	0	0	0	0	0	0	0	0	0	0		
South	6	6	0	0.500	0	0	3	1	0	0	0	0	0	0	0	0	4	0	0	0	0	0	0	3	1		
Playing Conditions																											
On grass	16	35	1	0.314	2	2	1	3	2	3	1	1	3	2	2	0	6	1	5	1	3	3	3	2	1		
On AstroTurf	20	39	0	0.339	1	3	6	7	5	5	0	1	11	0	0	1	8	0	4	0	0	0	0	0	0		
On synthetic grass	18	39	0	0.316	0	0	0	0	0	0	0	0	5	6	0	1	1	5	2	10	5	5	4	9			
Outdoors	16	49	1	0.246	2	2	0	4	2	4	1	1	6	2	3	0	7	1	5	1	6	2	4	3	3		
Indoors	38	64	0	0.373	1	3	7	5	5	4	0	1	8	5	5	1	7	1	9	2	7	6	4	3	7		
Day	49	102	1	0.325	3	4	7	7	6	7	1	2	12	7	8	1	15	2	14	3	12	8	7	5	9		
Night	5	11	0	0.313	0	1	0	2	1	1	0	0	2	0	1	0	0	0	0	0	0	1	0	1	1		
In dark jerseys	36	58	0	0.383	2	3	5	3	5	3	0	2	8	5	3	0	9	1	8	1	9	4	4	5	5		
In white jerseys	18	55	1	0.247	1	2	2	6	2	5	1	0	6	2	6	1	6	1	6	2	4	4	4	1	5		
Week after a win	16	31	0	0.340	0	2	2	4	3	4	0	0	2	2	5	0	1	1	1	1	2	4	3	1	3		
Week after a loss	33	72	0	0.314	3	1	3	5	4	2	0	2	11	5	3	1	13	1	12	2	10	3	5	6			
Week after a tie	0	1	0	0.000	0	0	0	0	0	1	0	0	0	0	0	0	0	0	0	0	0	0	0	0	0		
Week after a bye	3	7	1	0.300	0	1	1	0	0	0	1	0	1	0	1	0	1	0	1	0	1	0	1	0	1		
Win coin toss	27	51	1	0.346	3	3	6	4	4	3	1	2	8	2	3	0	5	1	6	1	6	3	4	2	7		
Lose coin toss	26	61	0	0.299	0	2	1	5	3	5	0	0	6	5	6	1	10	1	8	1	7	5	4	4	3		
Rams score on first drive	18	32	1	0.360	1	3	1	0	2	4	1	0	3	3	1	1	3	1	4	1	4	4	3	2	5		
Opp. score on first drive	16	33	0	0.327	3	1	0	5	3	3	0	0	6	2	3	0	5	1	7	1	5	1	4	1	2		
Rams score first	27	43	1	0.386	0	1	4	2	1	5	1	1	5	5	4	1	3	0	5	1	5	6	3	2	6		
Opp. score first	25	68	0	0.269	2	2	3	6	6	3	0	1	9	2	5	0	12	2	9	1	8	2	5	4	4		
Lead at halftime	40	24	1	0.625	2	2	6	0	3	2	1	2	3	6	2	1	4	2	3	3	3	6	2	3	3		
Tied at halftime	4	6	0	0.400	1	0	1	0	0	0	0	0	0	0	2	0	1	0	0	0	1	0	0	1	0		
Trail at halftime	10	80	0	0.111	0	3	0	8	4	6	0	0	11	1	5	0	10	0	11	0	8	2	6	2	7		
Lead after 3 quarters	36	15	1	0.706	1	1	6	0	4	0	1	1	7	3	1	1	2	3	3	1	6	2	1	3			
Tied after 3 quarters	5	6	0	0.455	1	0	0	1	0	1	0	0	0	0	0	0	1	0	1	0	1	0	2	0			
Trail after 3 quarters	13	91	0	0.125	1	4	1	8	3	7	0	1	13	0	6	0	13	0	10	0	11	1	6	3	7		
Outcome 7 points or less	23	29	1	0.442	3	1	1	3	4	3	1	1	5	0	1	1	4	0	1	1	4	5	3	4	4		
Outcome 3 points or less	15	19	1	0.441	1	1	1	0	3	2	1	1	1	2	3	0	3	0	2	0	2	3	2	1	2		
In overtime	5	4	1	0.536	0	0	0	0	1	0	1	0	1	0	1	0	1	0	0	0	0	1	0	1	0		

ST. LOUIS RAMS RECORD WHEN...

	10-YEAR TOTALS																			
	W	L	T	Pct	W	L	W	L	W	L	W	L	W	L	W	L	W	L	W	L
Rams score 20 or more points	38	29	1	0.567	1	2	7	2	3	3	1	2	6	1	0	2	1	2	3	5
Rams allow 20 or more points	18	94	1	0.161	1	5	3	7	1	7	1	1	12	1	5	0	12	0	12	1
Rams held to 20 or less points	20	90	0	0.182	2	3	0	7	3	6	0	1	12	2	9	1	14	1	11	4
Opp. held to 20 or less points	38	21	0	0.644	2	0	5	1	6	2	0	1	2	6	4	1	3	2	2	2
Outgain opponent	29	35	1	0.453	1	2	1	3	2	2	1	1	4	6	1	1	4	0	4	1
Even yardage	0	1	0	0.000	0	0	0	1	0	0	0	0	0	0	0	0	0	0	0	0
Out-rush opponent	35	24	0	0.593	1	1	5	3	4	2	0	2	6	4	1	3	2	3	4	0
Out-pass opponent	24	51	1	0.320	1	3	1	4	3	3	1	0	8	4	0	1	2	0	6	1
+ Turnover margin	35	19	0	0.648	0	0	5	0	5	1	0	1	4	6	1	0	5	2	3	1
Even turnover margin	11	22	0	0.333	3	3	2	4	1	0	0	0	3	1	4	1	1	0	2	0
- Turnover margin	8	67	1	0.107	0	2	0	5	1	7	1	1	7	0	4	0	8	0	7	0
Rams 300+ yards	35	60	1	0.368	1	3	5	5	2	5	1	1	7	5	5	0	6	1	6	2
Rams -300 yards	19	47	0	0.288	2	2	2	4	5	3	0	1	7	2	4	1	5	1	8	1
Rams 30+ rushes	27	19	1	0.587	0	1	5	2	2	0	1	2	3	4	1	0	3	1	5	1
Rams -30 rushes	27	92	0	0.227	3	3	2	7	5	8	0	0	11	3	8	1	12	1	9	2
Rams 150+ rushing	13	11	1	0.542	0	0	1	2	2	1	1	1	3	0	1	1	1	1	0	1
Rams -150 rushing	40	101	0	0.284	3	5	6	7	5	7	0	1	11	6	8	0	14	1	13	1
Time of poss. 30:00+	36	45	1	0.444	1	4	3	2	3	3	1	1	3	7	3	0	5	1	6	2
Time of poss. -30:00	18	67	0	0.212	2	1	4	7	4	5	0	1	11	0	6	1	10	1	8	1
Rams w/100-yard rusher	44	16	0	0.733		0	0	1	0	1	2	2	2	2	2	1	6	2	3	0
(Cunningham)	1	0	0	1.000		1	0													
(Faulk)	27	0	0	1.000																
(Jackson)	17	16	1	0.515					1	0	1	2	2	2	2	1	6	2	3	0
(Leonard)	0	1	0	0.000																
(Stacy)	2	2	0	0.500			2	2											0	1
Rams w/100-yard receiver	24	23	0	0.511		0	0	4	0	0	0	2	0	1	0	0	1	0	1	2
(Alexander)	0	1	0	0.000								0	1							
(Amendola)	1	0	1	1.000					1	0	1									
(Austin)	1	0	0	1.000			1	0												
(Avery)	0	1	0	0.000																
(Bruce)	5	5	0	0.500																
(Clayton)	0	1	0	0.000																
(Cook)	1	0	0	1.000			1	0							0	1	0	0		
(Curtis)	1	0	0	1.000																
(Gibson)	1	0	0	1.000					1	0	0									
(Givens)	1	1	0	0.500			0	1	1	0	0									
(Hakim)	3	1	0	0.750																
(Holt)	9	10	0	0.474																
(Jackson)	1	1	0	0.500																
(Kendricks)	1	0	0	1.000			0	0	1	0	0									
(Lloyd)	0	1	0	0.000																
(McDonald)	0	1	0	0.000								0	1							
Rams w/300-yard passer	10	20	0	0.333		0	1	1	2	0	0	2	1	0	0	0	0	0	1	2
(Bradford)	2	5	0	0.286		0	1	1	2	0	0	2	1	0						
(Bulger)	6	13	0	0.316																
(Chandler)	0	1	0	0.000																
(Davis)	0	2	0	0.000		0	2													
(Fitzpatrick)	1	0	0	1.000																
(Frerotte)	1	0	0	1.000																
(Martin)	0	1	0	0.000																
Opp. 100-yard rusher	12	48	0	0.200	2	2	1	3	1	3	0	0	6	0	2	0	6	2	6	0
Opp. 100-yard receiver	20	31	0	0.392	1	0	3	2	2	4	0	0	5	3	1	0	5	0	3	2
Opp. 300-yard passer	9	16	0	0.360	1	0	4	1	2	3	0	0	2	1	1	0	3	0	2	0



ST. LOUIS RAMS UPDATED SERIES RECORDS



Records and Numbers Include Regular Season Only

NFC WEST	W	L	T	Win Pct	PF	PA	Long	Long	Current	NOTES
							Win Str	Loss Str	Streak	
Arizona Cardinals	36	34	2	50.0%	1,450	1,389	6	7	L1	Rams 1-0 in postseason
St. Louis Rams	-	-	-	-	-	-	-	-	-	
San Francisco 49ers	62	62	3	48.8%	2,756	2,867	10	17	W1	Rams 0-1 in postseason
Seattle Seahawks	12	20	0	37.5%	639	716	4	8	W1	Rams 1-0 in postseason
Division Totals	110	116	5	47.6%	4,845	4,972				

NFC NORTH	W	L	T	Pct	PF	PA	Long	Long	Current	NOTES
							Win Str	Loss Str	Streak	
Chicago Bears	35	51	3	39.3%	1,810	2,064	5	8	W1	Rams 1-1 in postseason
Detroit Lions	42	39	1	51.2%	1,606	1,516	12	6	L2	Rams 0-1 in postseason
Green Bay Packers	45	44	2	49.5%	2,095	2,070	11	6	L2	Rams 1-1 in postseason
Minnesota Vikings	14	20	2	38.9%	789	789	3	5	L3	Rams 2-5 in postseason
Division Totals	136	154	8	45.6%	6,300	6,439				

NFC SOUTH	W	L	T	Pct	PF	PA	Long	Long	Current	NOTES
							Win Str	Loss Str	Streak	
Atlanta Falcons	47	27	2	61.8%	1,796	1,279	7	4	L2	Rams 0-1 in postseason
Carolina Panthers	8	11	0	42.1%	392	392	2	4	L1	Rams 0-1 in postseason
New Orleans Saints	40	31	0	56.3%	1,603	1,438	9	7	W2	Rams 1-0 in postseason
Tampa Bay Buccaneers	12	8	0	60.0%	462	396	6	3	W3	Rams 2-0 in postseason
Division Totals	107	77	2	57.5%	4,253	3,505				

NFC EAST	W	L	T	Pct	PF	PA	Long	Long	Current	NOTES
							Win Str	Loss Str	Streak	
Dallas Cowboys	11	13	0	45.8%	498	514	2	3	L3	Rams 5-4 in postseason
New York Giants	25	14	0	64.1%	900	727	6	6	L6	Rams 1-1 in postseason
Philadelphia Eagles	17	19	1	45.9%	706	691	7	5	L5	Rams 2-1 in postseason
Washington Redskins	10	22	1	30.3%	637	786	2	5	W2	Rams 2-2 in postseason
Division Totals	63	68	2	47.4%	2,741	2,718				

NFC TOTALS	416	415	17	49.1%	18,139	17,634				
------------	-----	-----	----	-------	--------	--------	--	--	--	--

AFC WEST	W	L	T	Pct	PF	PA	Long	Long	Current	NOTES
							Win Str	Loss Str	Streak	
Denver Broncos	7	5	0	58.3%	260	271	2	1	W2	
Kansas City Chiefs	4	7	0	36.4%	189	243	3	6	L6	
Oakland Raiders	4	8	0	33.3%	226	257	2	3	L1	
San Diego Chargers	6	4	0	60.0%	266	263	2	2	W1	
Division Totals	21	24	0	46.7%	941	1,034				

AFC NORTH	W	L	T	Pct	PF	PA	Long	Long	Current	NOTES
							Win Str	Loss Str	Streak	
Baltimore Ravens	2	3	0	40.0%	101	128	2	2	L2	
Cincinnati Bengals	5	7	0	41.7%	228	214	3	3	L2	
Cleveland Browns	10	9	0	52.6%	427	420	4	5	W1	Rams 2-2 in postseason
Pittsburgh Steelers	15	7	2	62.5%	481	436	6	3	L2	Rams 0-1 in postseason
Division Totals	32	26	2	53.3%	1,237	1,198				

AFC SOUTH	W	L	T	Pct	PF	PA	Long	Long	Current	NOTES
							Win Str	Loss Str	Streak	
Houston Texans	2	1	0	66.7%	84	56	1	1	W1	
Indianapolis Colts	18	23	2	41.9%	950	936	4	6	W1	
Jacksonville Jaguars	3	1	0	75.0%	95	78	2	0	W1	
Tennessee Titans	6	5	0	54.5%	229	247	2	2	L2	Rams 1-0 in postseason
Division Totals	29	30	2	47.5%	1,358	1,317				

AFC EAST	W	L	T	Pct	PF	PA	Long	Long	Current	NOTES
							Win Str	Loss Str	Streak	
Buffalo Bills	5	6	0	45.5%	220	262	2	3	W1	
Miami Dolphins	2	10	0	16.7%	218	305	1	6	L3	
New England Patriots	5	6	0	45.5%	205	248	4	2	L4	Rams 0-1 in postseason
New York Jets	9	4	0	69.2%	310	258	7	2	L2	
Division Totals	21	26	0	44.7%	953	1,073				

AFC TOTALS	103	106	4	48.4%	4,489	4,622				
------------	-----	-----	---	-------	-------	-------	--	--	--	--

TOTALS VS. DEFUNCT	10	5	0	66.7%	478	306				
--------------------	----	---	---	-------	-----	-----	--	--	--	--

FRANCHISES										
------------	--	--	--	--	--	--	--	--	--	--

ALL-TIME TOTALS	529	526	21	49.2%	23,106	22,562				
-----------------	-----	-----	----	-------	--------	--------	--	--	--	--

RAMS ALL-TIME PASSING LEADERS

#	Player	Years	Att	Cmp	Yards	Cmp Pct	Yds/Att	TD	TD Pct	Int	Int Pct	LG	Rtg
1	Everett, Jim	1986-93	3,277	1,847	23,758	56.4%	7.25	142	4.33%	123	3.75%	81t	78.1
2	Bulger, Marc	2001-2009	3,145	1,981	22,814	63.0%	7.25	122	3.88%	93	2.96%	80t	85.3
3	Gabriel, Roman	1962-72	3,313	1,705	22,223	51.5%	6.71	154	4.65%	112	3.38%	93t	74.3
4	Van Brocklin, Norm	1949-57	1,897	1,011	16,114	53.3%	8.49	118	6.22%	127	6.69%	84	74.7
5	Warner, Kurt	1998-2003	1,688	1,121	14,447	66.4%	8.56	102	6.04%	65	3.85%	85t	97.2
6	Waterfield, Bob	1945-52	1,618	814	11,893	50.3%	7.35	99	6.12%	128	7.91%	91	62.1
7	Bradford, Sam	2010-present	1,498	873	9,378	58.3%	6.26	45	3.00%	34	2.27%	80t	77.3
8	Ferragamo, Vince	1977-84	1,288	730	9,376	56.7%	7.28	70	5.43%	71	5.51%	85t	74.8
9	Haden, Pat	1976-81	1,363	731	9,296	53.6%	6.82	52	3.82%	60	4.40%	68t	69.6
10	Wade, Bill	1954-60	1,116	602	8,572	53.9%	7.68	56	5.02%	68	6.09%	93	71.0
11	Banks, Tony	1996-98	1,263	685	8,333	54.2%	6.60	36	2.85%	42	3.33%	80t	70.4
12	Harris, James	1973-76	652	361	5,220	55.4%	8.01	33	5.06%	27	4.14%	80	81.2
13	Miller, Chris	1994-95	722	405	4,727	56.1%	6.55	34	4.71%	29	4.02%	72	75.1
14	Hall, Parker	1939-42	721	329	4,013	45.6%	5.57	30	4.16%	67	9.29%	59	38.5
15	Bratkowski, Zeke	1961-63	531	279	3,559	52.5%	6.70	20	3.77%	35	6.59%	84t	58.9
16	Munson, Bill	1964-67	550	287	3,556	52.2%	6.47	21	3.82%	33	6.00%	95t	60.2
17	Martin, Jamie	1993-96, 2001-02, 04-05	430	290	2,966	67.4%	6.90	15	3.49%	19	4.42%	83t	80.2
18	Hadl, John	1973-74	373	188	2,688	50.4%	7.21	27	7.24%	17	4.56%	69	79.3
19	Ryan, Frank	1958-61	373	181	2,674	48.5%	7.17	15	4.02%	23	6.17%	96t	60.1
20	Brock, Dieter	1985	365	218	2,658	59.7%	7.28	16	4.38%	13	3.56%	64t	82.0
21	Green, Trent	1999-2000; 2008	312	183	2,588	58.7%	8.29	16	5.13%	11	3.53%	64	87.9
22	Kemp, Jeff	1981-85	353	173	2,395	49.0%	6.78	14	3.97%	10	2.83%	63t	72.6
23	Hardy, Jim	1946-48	332	159	2,063	47.9%	6.21	21	6.33%	21	6.33%	69	62.6
24	Chandler, Chris	1994, 2004	238	143	1,815	60.1%	7.63	9	3.78%	10	4.20%	72t	79.0
25	Davis, Austin	2012-present	254	163	1,785	64.2%	7.03	11	4.33%	7	2.76%	51t	87.8
26	Rypien, Mark	1995, 97	256	148	1,718	57.8%	6.71	9	3.52%	10	3.91%	62	73.7
27	Dils, Steve	1984-87, 89	250	119	1,383	47.6%	5.53	10	4.00%	9	3.60%	65t	63.1
28	Rubley, T.J.	1993	189	108	1,338	57.1%	7.08	8	4.23%	6	3.17%	54	80.1
29	Frerotte, Gus	2006-07	170	95	1,041	55.9%	6.12	7	4.12%	12	7.06%	38	42.8
30	Snyder, Robert	1937-38	153	61	1,009	39.9%	6.59	9	5.88%	15	9.80%	n/a	42.8
31	Reisz, Albie	1944-46	134	57	923	42.5%	6.89	9	6.72%	13	9.70%	70	49.0
32	Boller, Kyle	2009	176	98	899	55.7%	5.11	3	1.70%	6	3.41%	35	66.6
33	Bono, Steve	1998	136	69	807	50.7%	5.93	5	3.68%	4	2.94%	47	69.1
34	Fitzpatrick, Ryan	2005-06	135	76	777	56.3%	5.76	4	2.96%	8	5.93%	56t	58.2
35	Jaworski, Ron	1974-76	124	54	719	43.5%	5.80	1	0.81%	8	6.45%	42	38.3
36	Pastorini, Dan	1981	152	64	719	42.1%	4.73	2	1.32%	14	9.21%	46	22.9
37	Bartkowski, Steve	1986	126	61	654	48.4%	5.19	2	1.59%	2	1.59%	42	62.7
38	Jacobs, Jack	1942-45	98	46	652	46.9%	6.65	6	6.12%	6	6.12%	67	63.2
39	Slovak, Martin	1939-41	109	57	638	52.3%	5.85	4	3.67%	18	16.51%	n/a	41.9
40	Namath, Joe	1977	107	50	606	46.7%	5.66	3	2.80%	5	4.67%	42	54.5

RAMS ALL-TIME SCORING LEADERS

#	Player	Years	TD	Ru	Rec	Ret	PAT	FG	2-pt	Saf	Pts
1	Wilkins, Jeff	1997-2007	0	0	0	0	428	265	0	0	1,223
2	Lansford, Mike	1982-90	0	0	0	0	315	158	0	0	789
3	Waterfield, Bob	1945-52	13	13	0	0	315	60	0	0	573
4	Gossett, Bruce	1964-69	0	0	0	0	211	120	0	0	571
5	Faulk, Marshall	1999-2005	85	58	27	0	0	0	7	0	524
6	Bruce, Isaac	1994-2007	84	0	84	0	0	0	3	0	510
7	Ray, David	1969-74	0	0	0	0	167	110	0	0	497
8	Holt, Torry	1999-2008	74	0	74	0	0	0	1	0	446
9	Brown, Josh	2008-2011	0	0	0	0	79	104	0	0	391
10	Jackson, Steven	2004-2012	64	56	8	0	0	0	2	0	388
11	Corral, Frank	1978-81	0	0	0	0	154	75	0	0	379
12	Dickerson, Eric	1983-87	58	56	2	0	0	0	0	0	348
13	Hirsch, Elroy	1949-57	55	1	53	1	9	0	0	0	339
14	Ellard, Henry	1983-93	52	0	48	4	0	0	0	0	312
14	Zendejas, Tony	1991-94	0	0	0	0	114	66	0	0	312
16	Benton, Jim	1938-40, 42, 44-47	45	1	42	2	0	0	0	0	270
16	Snow, Jack	1965-75	45	0	45	0	0	0	0	0	270
18	Towler, Dan	1950-55	44	43	1	0	0	0	0	0	264
19	Tyler, Wendell	1977-82	43	33	10	0	0	0	0	0	258
20	Zuerlein, Greg	2012-present	0	0	0	0	77	29	0	0	254
21	Bass, Dick	1960-69	42	34	7	1	0	0	0	0	252
22	Fears, Tom	1948-56	39	0	38	1	12	1	0	0	249
23	Villanueva, Danny	1960-64	0	0	0	0	111	44	0	0	243
24	Jackson, Harold	1968, 73-77	36	36	0	0	0	0	0	0	216
25	McCutcheon, Lawrence	1972-79	35	23	12	0	0	0	0	0	210
26	Bell, Greg	1987-89	34	31	3	0	0	0	0	0	204
27	Richter, Les	1954-62	0	0	0	0	106	29	0	0	193
28	Hoerner, Dick	1947-51	32	28	4	0	0	0	0	0	192
29	Younger, Paul (Tank)	1949-57	32	31	1	0	0	0	0	0	192
30	Dempsey, Tom	1975-76	0	0	0	0	67	38	0	0	181
31	Arnett, Jon	1957-63	30	19	8	3	0	0	0	0	180
32	Gary, Cleveland	1989-93	29	24	5	0	0	0	0	0	174
33	Boyd, Bob	1950-58	28	0	28	0	0	0	0	0	168
34	Gabriel, Roman	1962-72	28	28	0	0	0	0	0	0	168
35	Josephson, Les	1964-74	28	17	11	0	0	0	0	0	168

RAMS ALL-TIME RUSHING LEADERS

#	Player	Years	Rush	Yards	Avg	LG	TD
1	Jackson, Steven	2004-2012	2,395	10,135	4.2	59t	56
2	Dickerson, Eric	1983-87	1,525	7,245	4.8	85t	56
3	Faulk, Marshall	1999-2005	1,447	6,959	4.8	71t	58
4	McCutcheon, Lawrence	1972-79	1,435	6,186	4.3	48	23
5	Bass, Dick	1960-69	1,218	5,417	4.4	73t	34
6	Towler, Dan	1950-55	672	3,493	5.2	79t	44
7	Josephson, Les	1964-67, 69-74	797	3,407	4.3	75	17
8	Younger, Paul	1949-57	682	3,296	4.8	75t	17
9	Tyler, Wendell	1977-82	720	3,266	4.5	69t	33
10	Bryant, Cullen	1973-81, 87	802	3,119	3.9	26	20
11	Bettis, Jerome	1993-95	796	3,091	3.9	71t	13
12	Ellison, Willie	1967-72	656	2,901	4.4	80t	20
13	Arnett, Jon	1957-63	688	2,892	4.2	80t	19
14	Gary, Cleveland	1989-93	667	2,634	3.9	63	24
15	Bertelsen, Jim	1972-76	614	2,466	4.0	49	16
16	Bell, Greg	1988-89	568	2,375	4.2	47	31
17	Cappelletti, John	1974-78	632	2,246	3.6	38	15
18	White, Charles	1985-88	504	2,133	4.2	58	14
19	Wilson, Tom	1956-61	389	2,130	5.5	60	8
20	Hoerner, Dick	1947-51	450	2,010	4.5	64	28
21	Smith, Larry	1969-73	473	1,908	4.0	68	11
22	Marconi, Joe	1956-61	398	1,769	4.4	75t	21
23	Drake, John	1937-41	525	1,700	3.2	n/a	24
24	Gehrke, Fred	1940, 45-49	318	1,591	5.0	72t	14
25	Waller, Ron	1955-58	285	1,564	5.5	76	8
26	Quinlan, Volney	1952-56	256	1,510	5.9	74	10
27	Redden, Barry	1982-86	325	1,490	4.6	41t	6
28	Delpino, Robert	1988-92	371	1,370	3.7	36	10
29	Guman, Mike	1980-88	333	1,286	3.9	18	11
30	Phillips, Lawrence	1996-97	376	1,265	3.4	38	4
31	Stacy, Zac	2013-present	316	1,230	3.9	40t	8
32	Matson, Ollie	1959-62	249	1,214	4.9	69t	9
33	Gabriel, Roman	1962-72	315	1,146	3.6	23	28
34	Wilson, Ben	1963-65	328	1,136	3.5	39	7
35	Hall, Parker	1939-42	312	1,052	3.4	n/a	6
36	Peacock, Elvis	1979-80	216	1,001	4.6	36	7
37	Mason, Tommy	1967-70	248	866	3.5	19	4
38	Washington, Ken	1946-48	140	859	6.1	92	8
39	Magnani, Dante	1940-42, 47-78	176	813	4.6	71	1
40	Richardson, Daryl	2013-13	167	690	4.1	53	0

RAMS ALL-TIME RECEIVING LEADERS

Receptions								Receiving Yards							
#	Player	Years	Rec	Yards	Avg	LG	TD	#	Player	Years	Rec	Yards	Avg	LG	TD
1	Bruce, Isaac	1994-2007	942	14,109	15.0	80t	84	1	Bruce, Isaac	1994-2007	942	14,109	15.0	80t	83
2	Holt, Torry	1999-2008	869	12,660	14.6	85t	74	2	Holt, Torry	1999-2008	869	12,660	14.6	85t	74
3	Ellard, Henry	1983-93	593	9,761	16.5	81t	48	3	Ellard, Henry	1983-93	593	9,761	16.5	81t	48
4	Faulk, Marshall	1999-2005	470	4,071	8.7	72t	27	4	Hirsch, Elroy	1949-57	343	6,299	18.4	91t	53
5	Jackson, Steven	2004-2012	407	3,324	8.2	64t	8	5	Snow, Jack	1965-75	340	6,012	17.7	84t	45
6	Fears, Tom	1948-56	400	5,397	13.5	80t	38	6	Fears, Tom	1948-56	400	5,397	13.5	80t	38
7	Hirsch, Elroy	1949-57	343	6,299	18.4	91t	53	7	Anderson, Willie	1988-94	259	5,246	20.3	78t	26
8	Snow, Jack	1965-75	340	6,012	17.7	84t	45	8	Phillips, Jim	1958-65	333	4,953	14.9	93t	27
9	Phillips, Jim	1958-65	333	4,953	14.9	93t	27	9	Benton, Jim	1938-40, 42, 44-47	275	4,566	16.6	84t	42
10	Benton, Jim	1938-40, 42, 44-47	275	4,566	16.6	84t	42	10	Faulk, Marshall	1999-2005	470	4,071	8.7	72t	27
11	Anderson, Willie	1988-94	259	5,246	20.3	78t	26	11	Jackson, Harold	1968, 73-77	200	3,591	18.0	69t	36
12	Proehl, Ricky	1998-2002	207	2,590	12.5	47	16	12	Jackson, Steven	2004-2012	407	3,324	8.2	64t	8
13	Bass, Dick	1960-69	204	1,841	9.0	53	7	13	Dennard, Preston	1978-83	189	3,066	16.2	64	21
14	Jackson, Harold	1968, 73-77	200	3,591	18.0	69t	36	14	Dale, Carroll	1960-64	209	2,663	17.9	80t	17
15	Amendola, Danny	2009-2012	196	1,726	8.8	56	7	15	Proehl, Ricky	1998-2002	207	2,590	12.5	47	16
16	Josephson, Les	1964-67, 69-74	194	1,970	10.2	58	11	16	Jessie, Ron	1975-79	144	2,386	16.6	58	15
17	Dennard, Preston	1978-83	189	3,066	16.2	64	21	17	Truax, Billy	1964-70	180	2,177	12.1	59t	18
18	McCutcheon, Lawrence	1972-79	184	1,683	9.1	50	12	18	Shofner, Del	1957-60	110	2,155	19.6	92t	16
19	Truax, Billy	1964-70	180	2,177	12.1	59t	18	19	Gibson, Brandon	2009-2012	174	2,090	12.0	41	9
20	Boyd, Bob	1950-57	176	3,611	20.5	80t	28	20	Hakim, Az-Zahir	1998-2001	194	2,032	13.7	80t	16
21	Gibson, Brandon	2009-2012	174	2,090	12.0	41	9	21	Josephson, Les	1964-67, 69-74	194	1,970	10.2	58	11
21	Miller, Willie	1978-82	163	1,729	10.6	85t	15	22	Waddy, Billy	1977-81	120	1,963	16.4	68t	10
23	Holohan, Pete	1988-90	159	1,625	10.2	31	7	23	Arnett, Jon	1957-63	175	1,911	10.9	75t	8
24	Delpino, Robert	1988-92	152	1,574	10.4	78	9	24	Bass, Dick	1960-69	204	1,841	9.0	53	7
25	Clarke, Leon	1956-59	151	1,680	11.1	70t	12	25	Brown, Ron	1984-89, 91	98	1,791	18.3	65t	13
26	Guman, Mike	1980-88	150	1,433	9.6	60	4	26	McDonald, Tommy	1965-66	122	1,750	14.3	62	11
27	Dale, Carroll	1960-64	149	2,663	17.9	80t	17	27	Miller, Willie	1978-82	163	1,729	10.6	85t	15
28	Hakim, Az-Zahir	1998-2001	148	2,032	13.7	80t	16	28	Amendola, Danny	2009-2012	196	1,726	8.8	56	7
29	Conwell, Ernie	1996-2002	146	1,574	10.8	52	10	29	Curtis, Kevin	2003-06	136	1,714	12.6	83t	11
30	Jessie, Ron	1975-79	144	2,386	16.6	58	15	30	McCutcheon, Lawrence	1972-79	184	1,683	9.1	50	12
31	Bryant, Cullen	1973-82, 87	142	1,148	8.1	39	3	31	Clarke, Leon	1956-59	151	1,680	11.1	70t	12
32	Curtis, Kevin	2003-06	136	1,714	12.6	83t	11	32	Cox, Aaron	1988-92	98	1,673	17.1	69t	8
33	Lee, Amp	1997-99	135	1,514	11.2	62	6	33	Holohan, Pete	1988-90	159	1,625	10.2	31	7
34	Gary, Cleveland	1989-93	133	855	6.4	60t	6	34	Klein, Bob	1969-77	128	1,606	12.5	44	15
35	Johnson, Damone	1986-92	132	1,015	7.7	27	18	35	Delpino, Robert	1988-92	152	1,574	10.4	78	9
36	Klein, Bob	1969-76	128	1,606	12.5	44	15	36	Conwell, Ernie	1996-2002	146	1,574	10.8	52	10
37	McGee, Buford	1987-91	127	1,008	7.9	25	11	37	Kennison, Eddie	1996-98, 08	96	1,562	16.3	77t	10
38	Smith, Larry	1969-73	126	1,039	8.2	38	4	38	McKeever, Marlin	1961-66, 71-72	119	1,553	13.1	47t	6
39	Dickerson, Eric	1983-87	123	912	7.4	37t	2	39	Lee, Amp	1997-99	135	1,514	11.2	62	6
40	McDonald, Tommy	1965-66	122	1,750	14.3	62	11	40	Casey, Bernie	1967-68	82	1,436	17.5	57t	13
41	Tyler, Wendell	1977-82	120	1,147	9.6	71t	10	41	Guman, Mike	1980-88	150	1,433	9.6	60	4
41	Waddy, Billy	1977-81	120	1,963	16.4	68t	10	42	Hill, Drew	1979-84	60	1,347	22.5	74t	10
43	McKeever, Marlin	1961-66, 71-72	119	1,553	13.1	47t	6	43	Rentzel, Lance	1971-72, 74	83	1,295	15.6	41	7
44	Hill, David	1983-87	113	1,158	10.2	37	5	44	Hickey, Howard	1941, 45-48	75	1,288	17.2	69	16
45	Looker, Dane	2002-08	112	1,224	10.9	41	5	45	Avery, Donnie	2008-2010	100	1,263	12.6	69t	8
46	Shofner, Del	1957-60	110	2,155	19.6	92t	16	46	Looker, Dane	2002-08	112	1,224	10.9	41	5
47	Drayton, Troy	1993-96	108	1,064	9.9	31	14	47	McDonald, Shaun	2003-06	106	1,215	11.5	52t	4
48	McDonald, Shaun	2003-06	106	1,215	11.5	52t	4	48	Hill, David	1983-87	111	1,158	10.2	37	5

RAMS ALL-TIME YARDS FROM SCRIMMAGE LEADERS

#	Player	Years	Total			Rushing			Receiving		
			Touch	Yards	Avg	Att	Yards	Avg	Rec	Yards	Avg
1	Bruce, Isaac	1994-2007	965	14,259	14.8	23	150	6.5	942	14,109	15.0
2	Jackson, Steven	2004-2012	2,802	13,459	4.8	2,395	10,135	4.2	407	3,324	8.2
3	Holt, Torry	1999-2008	880	12,717	14.5	11	57	5.2	869	12,660	14.6
4	Faulk, Marshall	1999-2005	1,917	11,030	5.8	1,447	6,959	4.8	470	4,071	8.7
5	Ellard, Henry	1983-93	611	9,816	16.1	18	55	3.1	593	9,761	16.5
6	Dickerson, Eric	1983-87	1,648	8,157	4.9	1,525	7,245	4.8	123	912	7.4
7	McCutcheon, Lawrence	1972-79	1,619	7,869	4.9	1,435	6,186	4.3	184	1,683	9.1
8	Bass, Dick	1960-69	1,422	7,258	5.1	1,218	5,417	4.4	204	1,841	9.0
9	Hirsch, Elroy	1949-57	417	6,616	15.9	74	317	4.3	343	6,299	18.4
10	Snow, Jack	1965-75	342	6,015	17.6	2	3	1.5	340	6,012	17.7
11	Fears, Tom	1948-56	405	5,412	13.4	5	15	3.0	400	5,397	13.5
12	Josephson, Les	1964-67, 69-74	991	5,377	5.4	797	3,407	4.3	194	1,970	10.2
13	Anderson, Willie	1988-94	262	5,269	20.1	3	23	7.7	259	5,246	20.3
14	Phillips, Jim	1958-65	333	4,953	14.9	0	0	0.0	333	4,953	14.9
15	Arnett, Jon	1957-63	863	4,803	5.6	688	2,892	4.2	175	1,911	10.9
16	Benton, Jim	1938-40, 42, 44-47	283	4,585	16.2	8	19	2.4	275	4,566	16.6
17	Tyler, Wendell	1977-82	840	4,413	5.3	720	3,266	4.5	120	1,147	9.6
18	Younger, Paul	1949-57	766	4,275	5.6	682	3,296	4.8	84	979	11.7
19	Bryant, Cullen	1973-81, 87	944	4,267	4.5	802	3,119	3.9	142	1,148	8.1
20	Towler, Dan	1950-55	734	4,158	5.7	672	3,493	5.2	62	665	10.7
21	Bettis, Jerome	1993-95	871	3,734	4.3	796	3,091	3.9	75	643	8.6
22	Ellison, Willie	1967-72	746	3,661	4.9	656	2,901	4.4	90	760	8.4
23	Jackson, Harold	1968, 73-77	205	3,608	17.6	5	17	3.4	200	3,591	18.0
24	Boyd, Bob	1950-57	178	3,602	20.2	2	-9	-4.5	176	3,611	20.5
25	Gary, Cleveland	1989-93	800	3,489	4.4	667	2,634	3.9	133	855	6.4
26	Bertelsen, Jim	1972-76	702	3,480	5.0	614	2,466	4.0	88	1,014	11.5
27	Cappelletti, John	1974-78	737	3,193	4.3	632	2,246	3.6	105	947	9.0
28	Dennard, Preston	1978-83	201	3,147	15.7	12	81	6.8	189	3,066	16.2
29	Hoerner, Dick	1947-51	520	3,018	5.8	450	2,010	4.5	70	1,008	14.4
30	Smith, Larry	1969-73	599	2,947	4.9	473	1,908	4.0	126	1,039	8.2
31	Delpino, Robert	1988-92	523	2,944	5.6	371	1,370	3.7	152	1,574	10.4
32	Guman, Mike	1980-88	483	2,719	5.6	333	1,286	3.9	150	1,433	9.6
33	Dale, Carroll	1960-64	150	2,675	17.8	1	12	12.0	149	2,663	17.9
34	Bell, Greg	1988-89	616	2,643	4.3	568	2,375	4.2	48	268	5.6
35	Quinlan, Volney	1952-56	327	2,628	8.0	256	1,510	5.9	71	1,118	15.7
36	Proehl, Ricky	1998-2002	209	2,609	12.5	2	19	9.5	207	2,590	12.5
37	Wilson, Tom	1956-61	435	2,589	6.0	389	2,130	5.5	46	459	10.0
38	Jessie, Ron	1975-79	150	2,438	16.3	6	52	8.7	144	2,386	16.6
39	White, Charles	1985-88	535	2,309	4.3	504	2,133	4.2	31	176	5.7
40	Drake, John	1937-41	566	2,230	3.9	525	1,700	3.2	41	530	12.9
40	Marconi, Joe	1956-61	459	2,230	4.9	398	1,769	4.4	61	461	7.6
42	Truax, Billy	1964-70	180	2,177	12.1	0	0	0.0	180	2,177	12.1
43	Hakim, Az-Zahir	1998-2001	170	2,175	12.8	22	143	6.5	148	2,032	13.7
44	Shofner, Del	1957-60	112	2,146	19.2	2	-9	-4.5	110	2,155	19.6
45	Gehrke, Fred	1940, 45-49	369	2,094	5.7	318	1,591	5.0	51	503	9.9
46	Matson, Ollie	1959-62	314	2,028	6.5	249	1,214	4.9	65	814	12.5
47	Waddy, Billy	1977-81	128	2,027	15.8	8	64	8.0	120	1,963	16.4
48	Waller, Ron	1955-58	326	1,983	6.1	285	1,564	5.5	41	419	10.2
49	Redden, Barry	1982-86	381	1,954	5.1	325	1,490	4.6	56	464	8.3
50	Brown, Ron	1984-89, 91	119	1,918	16.1	21	127	6.0	98	1,791	18.3
51	Amendola, Danny	2009-2012	208	1,813	8.7	12	87	7.3	196	1,726	8.8
52	Lee, Amp	1997-99	203	1,796	8.8	75	282	3.8	128	1,514	11.8

RAMS ALL-TIME ALL-PURPOSE YARDS LEADERS (1941-Present)

			Total			Rushing			Receiving			Punt Returns			Kickoff Returns		
#	Player	Years	Touch	Yards	Avg	Att	Yards	Avg	Rec	Yards	Avg	PR	Yards	Avg	KR	Yards	Avg
1	Bruce, Isaac	1994-2007	966	14,311	14.8	23	150	6.5	942	14,109	15.0	1	52	52.0	0	0	0.0
2	Jackson, Steven	2004-2012	2,806	13,538	4.8	2,395	10,135	4.2	407	3,324	8.2	0	0	0.0	4	79	19.8
3	Holt, Torry	1999-2008	883	12,732	14.4	11	57	5.2	869	12,660	14.6	3	15	5.0	0	0	0.0
4	Ellard, Henry	1983-93	765	11,707	15.3	18	55	3.1	593	9,761	16.5	135	1,527	11.3	19	364	19.2
5	Faulk, Marshall	1999-2005	1,919	11,048	5.8	1,447	6,959	4.8	470	4,071	8.7	0	0	0.0	2	18	9.0
6	Bass, Dick	1960-69	1,500	8,936	6.0	1,218	5,417	4.4	204	1,841	9.0	24	263	11.0	54	1,415	26.2
7	Dickerson, Eric	1983-87	1,648	8,157	4.9	1,525	7,245	4.8	123	912	7.4	0	0	0.0	0	0	0.0
8	Arnett, Jon	1957-63	1,042	8,076	7.8	688	2,892	4.2	175	1,911	10.9	75	683	9.1	104	2,590	24.9
9	McCutcheon, Lawrence	1972-79	1,620	7,875	4.9	1,435	6,186	4.3	184	1,683	9.1	0	0	0.0	1	6	6.0
10	Bryant, Cullen	1973-81, 87	1,080	6,734	6.2	802	3,119	3.9	142	1,148	8.1	71	707	10.0	65	1,760	27.1
11	Hirsch, Elroy	1949-57	417	6,606	15.8	74	317	4.3	343	6,289	18.3	0	0	0.0	0	0	0.0
12	Snow, Jack	1965-75	342	6,015	17.6	2	3	1.5	340	6,012	17.7	0	0	0.0	0	0	0.0
13	Brown, Ron	1984-89, 91	288	5,836	20.3	21	127	6.0	98	1,791	18.3	0	0	0.0	169	3,918	23.2
14	Amendola, Danny	2009-2012	415	5,523	13.3	12	87	7.3	196	1,726	8.8	89	934	10.5	118	2,776	23.5
15	Fears, Tom	1948-56	405	5,412	13.4	5	15	3.0	400	5,397	13.5	0	0	0.0	0	0	0.0
16	Anderson, Willie	1988-94	263	5,278	20.1	3	23	7.7	259	5,246	20.3	0	0	0.0	1	9	9.0
17	Josephson, Les	1964-67, 69-74	997	5,068	5.1	797	3,407	4.3	194	1,570	8.1	0	0	0.0	6	91	15.2
18	Tyler, Wendell	1977-82	867	4,983	5.7	720	3,266	4.5	120	1,147	9.6	0	0	0.0	27	570	21.1
19	Phillips, Jim	1958-65	333	4,953	14.9	0	0	0.0	333	4,953	14.9	0	0	0.0	0	0	0.0
20	Hill, Drew	1979-84	236	4,825	20.4	2	18	9.0	60	1,347	22.5	3	22	7.3	171	3,438	20.1
21	Ellison, Willie	1967-72	788	4,672	5.9	656	2,901	4.4	90	760	8.4	0	0	0.0	42	1,011	24.1
22	Benton, Jim	1938-40, 42, 44-47	288	4,605	16.0	8	19	2.4	275	4,566	16.6	0	0	0.0	5	20	4.0
23	Bertelsen, Jim	1972-76	782	4,421	5.7	614	2,466	4.0	88	1,014	11.5	74	821	11.1	6	120	20.0
24	Younger, Paul	1949-57	767	4,299	5.6	682	3,296	4.8	84	979	11.7	0	0	0.0	1	24	24.0
25	Towler, Dan	1950-55	742	4,224	5.7	672	3,493	5.2	62	665	10.7	1	0	0.0	7	66	9.4
26	Delpino, Robert	1988-92	584	4,137	7.1	371	1,370	3.7	152	1,574	10.4	0	0	0.0	61	1,193	19.6
27	Wilson, Tom	1956-61	489	3,999	8.2	389	2,130	5.5	46	459	10.0	3	28	9.3	51	1,382	27.1
28	Smith, Verda	1949-53	399	3,956	9.9	208	664	3.2	59	1,025	17.4	75	814	10.9	57	1,453	25.5
29	Lewis, Woodley	1950-55	282	3,798	13.5	47	188	4.0	21	218	10.4	106	817	7.7	108	2,575	23.8
30	Bettis, Jerome	1993-95	871	3,734	4.3	796	3,091	3.9	75	643	8.6	0	0	0.0	0	0	0.0
31	Boyd, Bob	1950-57	190	3,732	19.6	2	-9	-4.5	176	3,611	20.5	5	26	5.2	7	104	14.9
32	Horne, Tony	1998-2000	156	3,638	23.3	2	6	3.0	4	32	8.0	7	23	3.3	143	3,577	25.0
33	Jackson, Harold	1968, 73-77	205	3,608	17.6	5	17	3.4	200	3,591	18.0	0	0	0.0	0	0	0.0
34	Gary, Cleveland	1989-93	801	3,493	4.4	667	2,634	3.9	133	855	6.4	0	0	0.0	1	4	4.0
35	Hakim, Az-Zahir	1998-2001	285	3,492	12.3	22	143	6.5	148	2,032	13.7	112	1,280	11.4	3	37	12.3
36	Quinlan, Volney	1952-56	358	3,410	9.5	246	1,489	6.1	68	1,084	15.9	20	277	13.9	24	560	23.3
37	Redden, Barry	1982-86	445	3,344	7.5	325	1,490	4.6	56	464	8.3	0	0	0.0	64	1,390	21.7
38	Waller, Ron	1955-58	431	3,294	7.6	285	1,564	5.5	41	419	10.2	57	165	2.9	48	1,146	23.9
39	Cappelletti, John	1974-78	742	3,249	4.4	632	2,246	3.6	105	947	9.0	0	0	0.0	5	56	11.2
40	Dennard, Preston	1978-83	201	3,147	15.7	12	81	6.8	189	3,066	16.2	0	0	0.0	0	0	0.0

RAMS ALL-TIME INTERCEPTION LEADERS (1940-Present)

#	Player	Years	Int	Yards	Avg	LG	TD
1	Meador, Ed	1959-70	46	547	11.9	38t	5
2	Cromwell, Nolan	1977-87	37	671	18.1	94	4
3	Irvin, LeRoy	1980-89	34	654	19.2	81t	5
4	Lyght, Todd	1991-2000	31	359	11.6	57t	4
5	Sherman, Will	1954-60	28	515	18.4	95t	3
	Williams, Clarence	1965-72	28	428	15.3	65t	2
	Perry, Rod	1975-82	28	386	13.8	83t	4
	Lyle, Keith	1994-2000	28	336	12.0	68	0
9	Elmendorf, Dave	1971-79	27	421	15.6	57t	2
10	Thomas, Pat	1976-82	26	292	11.2	64	1
11	Lewis, Woodley	1950-55	23	416	18.1	45t	1
12	Simpson, Bill	1974-78	22	391	17.8	42	0
	Gray, Jerry	1985-91	22	350	15.9	59t	3
	Atogwe, Oshiomogho	2005-present	22	340	15.5	52t	1
15	Burroughs, Don	1955-59	21	213	10.1	46	0
	Johnson, Johnnie	1980-89	21	419	20.0	99t	4
17	Waterfield, Bob	1945-52	20	265	13.3	40	0
	McCleon, Dexter	1997-2002	20	140	7.0	43	0
19	Robertson, Isaiah	1971-78	18	266	14.8	76	2
20	Lane, Dick	1952-53	17	307	18.1	80	2
	Pardee, Jack	1957-70	17	247	14.5	46t	4
	Jackson, Monte	1975-77	17	259	15.2	46	3
23	Richter, Les	1954-62	16	206	12.9	25	0
	Nettles, Jim	1969-72	16	356	22.3	44	1
25	Williams, Jerry	1949-52	15	175	11.7	25	2
26	Rich, Herb	1951-53	14	307	21.9	97	2
	Britt, Charley	1960-63	14	241	17.2	73	1
	Youngblood, Jim	1973-84	14	262	18.7	36	4
	Bly, Dre'	1999-2002	14	247	17.6	93t	3
30	Matheson, Riley	1939-42, 44-47	12	91	7.6	45	0
	Crow, Lindon	1961-64	12	240	20.0	65t	1
	Stukes, Charlie	1973-74	12	194	16.2	42	0
	Henley, Darryl	1989-94	12	119	9.9	25	0
	Newsome, Vince	1983-90	12	227	18.9	81	1
35	Harmon, Tom	1946-47	11	233	21.2	85	2
	Paul, Don	1948-55	11	173	15.7	32	0
	Hecker, Norb	1951-53	11	215	19.5	50	0
	Baughan, Maxie	1966-70	11	104	9.5	31	0
	Newman, Anthony	1988-94	11	164	14.9	58	1
40	Gehrke, Fred	1940, 45-49	10	108	10.8	41	0
	Sims, George	1949-50	10	83	8.3	27	1
	Dwyer, Jack	1952-55	10	169	16.9	76t	2
	McNeil, Ryan	1997-98	10	164	16.4	75t	2
44	Cason, Jim	1955-56	9	104	11.6	29	1
	Lamson, Chuck	1965-67	9	77	8.56	44t	1
	Howard, Gene	1971-72	9	125	13.9	55	1
	Green, Gary	1984-85	9	172	19.1	60	1
	Butler, Jerametrious	2001-06	9	87	9.7	45	0
	Williams, Aeneas	2001-2004	9	154	17.1	46t	3
50	Keane, Tom	1948-51	8	52	6.5	25t	1
	Bartell, Ron	2005-2011	8	102	12.8	38t	1



ST. LOUIS
RAMS

GAME SUMMARIES


WEATHER: Indoors - **ATTENDANCE:** 58,739 - **TIME:** 12:00 p.m.

For the first time in 2014, the St. Louis Rams generated scoring drives on their opening two possessions. Meanwhile, the defense forced two turnovers and a Dallas punt on their first three series. The result was a 21-0 lead, the Rams' largest of the season. On the Rams' first play from scrimmage, Zac Stacy set the tone with a 12-yard run. Two plays later, undrafted rookie Trey Watts registered his first NFL carry. Watts finished the game with 24 yards, helping the Rams tab their second-consecutive game of 100 or more rushing yards. QB Austin Davis completed 6-of-7 passes for 40 yards in that opening drive. His seventh throw resulted in his first NFL touchdown pass, a 1-yard completion to TE Lance Kendricks. The catch was also Kendricks' first touchdown of the season and ninth of his career. On third-and-4 in Dallas' ensuing drive, LB Alec Ogletree forced his first fumble of the season, which was recovered by S Cody Davis – his first career fumble recovery – and returned one yard to the St. Louis 35-yard line. The Rams' second scoring drive took 10 fewer plays than their first and concluded with a 51-yard touchdown pass to WR Brian Quick, his first of the season, and was the Rams' longest offensive play of the season. Armed with a 14-0 lead, the defense got in on the action as CB Janoris Jenkins intercepted a Tony Romo pass intended for WR Dez Bryant and returned it 25 yards for his fifth career touchdown. His last interception returned for a touchdown occurred on Dec. 23, 2012. Since entering the league in 2012, Jenkins has the most defensive touchdowns in the NFL – four of which came during his rookie season. An accumulation of penalties and a lost fumble by the Rams helped Dallas score a touchdown and a 29-yard field goal following Jenkins' score. By the close of the quarter, the Rams' lead diminished to 11 points with a halftime score of 21-10. Upon returning to the field, Dallas reached the end zone on a four-play drive of 83 yards, which was highlighted by a 68-yard catch by Bryant. Dallas nailed a 40-yard field goal on their ensuing possession, bringing them within one point of the Rams. The Rams responded with a field goal of their own, a 28-yarder from K Greg Zuerlein, and extended their lead, 24-20. Dallas pushed ahead for the first time of the game on the next series. A 33-yard defensive pass interference by Jenkins put Dallas on the St. Louis 20-yard line and two plays later, Terrance Williams scored on a 12-yard grab. On the Rams' first play from scrimmage following the Dallas touchdown, Davis' pass intended for Stacy was intercepted and returned 25 yards for a touchdown. Behind by 10 points, the Rams put together an 11-play, 80-yard drive that ended in a 4-yard touchdown catch by WR Austin Pettis with 2:36 left in regulation. The defense forced a Dallas punt, giving the Rams offense 1:58 to attempt a score. Following an incomplete pass and two short tosses for 12 yards, Davis threw his second interception of the day, giving Dallas the 34-31 victory.

STARTING LINEUPS

DALLAS COWBOYS						ST. LOUIS RAMS					
WR	88	D.Bryant	LE	98	T.Crawford	WR	83	B.Quick	LDE	95	W.Hayes
TE	84	J.Hanna	DT	96	N.Hayden	TE	89	J.Cook	LDT	98	K.Langford
LT	77	T.Smith	DT	69	H.Melton	LT	77	J.Long	RDT	90	M.Brockers
LG	65	R.Leary	RE	92	J.Mincey	LG	76	R.Saffold	RDE	94	R.Quinn
C	72	T.Frederick	SLB	54	B.Carter	C	63	S.Wells	LLB	52	A.Ogletree
RG	70	Z.Martin	MLB	59	A.Hitchens	RG	69	D.Joseph	MLB	55	J.Laurinaitis
RT	68	D.Free	WLB	51	K.Wilber	RT	72	J.Barksdale	RLB	58	J.Dunbar
TE	82	J.Witten	LCB	39	B.Carr	FB	46	C.Harkey	LCB	33	E.Gaines
WR	83	T.Williams	RCB	32	O.Scandrick	QB	9	A.Davis	RCB	21	J.Jenkins
QB	9	T.Romo	SS	42	B.Church	RB	30	Z.Stacy	FS	23	R.McLeod
RB	29	D.Murray	FS	27	J.Wilcox	TE	88	L.Kendricks	SS	25	T.McDonald

ST. LOUIS SUBSTITUTIONS: K 4 G.Zuerlein, P 6 J.Hekker, WR 12 S.Bailey, WR 13 C.Givens, WR 18 A.Pettis, DB 20 L.Joyner, RB 34 C.Reynolds, RB 36 B.Cunningham, S 38 C.Davis, RB 42 T.Watts, LS 44 J.McQuaide, CB 47 M.Roberson, LB 50 R.Armstrong, LB 53 D.Bates, C 61 T.Barnes, OT 73 M.Person, OL 79 G.Robinson, WR 81 K.Britt, TE 82 A.Bayer, DT 92 A.Carrington, DT 93 E.Westbrooks, DE 97 E.Sims, DT 99 A.Donald

SCORING SUMMARY

VISITOR	Dallas Cowboys	1	2	3	4	OT	TOTAL	FIELD GOALS
HOME	St. Louis Rams	0	10	10	14	0	34	D.Bailey (29) (40)
		7	14	0	10	0	31	G.Zuerlein (28)

TEAM	Qtr	Clock Time	Play (Extra Point) (Drive Info)	Visitor	Home
Rams	1	6:10	L.Kendricks 1 yd. pass from A.Davis (G.Zuerlein kick) (15-80, 8:50)	0	7
Rams	2	14:54	B.Quick 51 yd. pass from A.Davis (G.Zuerlein kick) (5-65, 2:09)	0	14
Rams	2	6:06	J.Jenkins 25 yd. interception return (G.Zuerlein kick)	0	21
Cowboys	2	2:07	D.Murray 1 yd. run (D.Bailey kick) (8-80, 3:59)	7	21
Cowboys	2	0:02	D.Bailey 29 yd. Field Goal (5-42, 0:37)	10	21
Cowboys	3	12:48	D.Bryant 68 yd. pass from T.Romo (D.Bailey kick) (4-83, 2:12)	17	21
Cowboys	3	2:43	D.Bailey 40 yd. Field Goal (7-62, 4:20)	20	21
Rams	4	13:28	G.Zuerlein 28 yd. Field Goal (9-72, 4:15)	20	24
Cowboys	4	6:13	T.Williams 12 yd. pass from T.Romo (D.Bailey kick) (11-84, 7:15)	27	24
Cowboys	4	5:58	B.Carter 25 yd. interception return (D.Bailey kick)	34	24
Rams	4	2:36	A.Pettis 4 yd. pass from A.Davis (G.Zuerlein kick) (11-80, 3:22)	34	31

FINAL TEAM STATISTICS

	COWBOYS	RAMS		COWBOYS	RAMS
TOTAL FIRST DOWNS	19	26	FGs - PATs Had Blocked	0-0	0-0
By Rushing	5	7	Net Punting Average	38.5	24.0
By Passing	10	18	TOTAL RETURN YARDAGE	17	26
By Penalty	4	1	No. and Yards Punt Returns	0-0	1-1
THIRD DOWN EFFICIENCY	5-10-50%	8-13-62%	No. and Yards Kickoff Returns	3-74	2-53
FOURTH DOWN EFFICIENCY	0-0-0%	1-2-50%	No. and Yards Interception Returns	2-17	1-25
TOTAL NET YARDS	340	448	PENALTIES Number and Yards	3-15	8-119
Total Offensive Plays	52	72	FUMBLES Number and Lost	1-1	1-1
Average gain per offensive play	6.5	6.2	TOUCHDOWNS	4	4
NET YARDS RUSHING	123	121	Rushing	1	0
Total Rushing Plays	29	30	Passing	2	3
Average gain per rushing play	4.2	4.0	Interceptions	1	1
Tackles for a loss-number and yards	5-18	1-1	EXTRA POINTS Made-Attempts	4-4	4-4
NET YARDS PASSING	217	327	Kicking Made-Attempts	4-4	4-4
Times thrown	0-0	0-0	FIELD GOALS Made-Attempts	2-2	1-1
Gross yards passing	217	327	RED ZONE EFFICIENCY	2-4-50%	2-4-50%
PASS ATTEMPTS-COMP-HAD INT	23-18-1	42-30-2	GOAL TO GO EFFICIENCY	1-1-100%	2-2-100%
Avg gain per pass play	9.4	7.8	SAFETIES	0	0
KICKOFFS Number-In End Zone-TBs	7-7-5	6-6-3	FINAL SCORE	34	31
PUNTS Number and Average	2-39.0	1-24.0	TIME OF POSSESSION	27:10	32:50
Had Blocked	0	0			

FINAL INDIVIDUAL STATISTICS

DALLAS COWBOYS							ST. LOUIS RAMS								
RUSHING							RUSHING								
	ATT	YDS	AVG	LG	TD			ATT	YDS	AVG	LG	TD			
D.Murray	24	100	4.2	44	1		Z.Stacy	12	67	5.6	16	0			
T.Romo	3	14	4.7	16	0		B.Cunningham	9	29	3.2	7	0			
J.Randle	2	9	4.5	7	0		T.Watts	5	24	4.8	9	0			
K.Britt	1	2	2.0	2	0										
J.Cook	1	0	0.0	0	0										
A.Davis	2	-1	-0.5	0	0										
Total	29	123	4.2	44	1		Total	30	121	4.0	16	0			
PASSING							PASSING								
	ATT	CMP	YDS	SK/YD	TD	LG	IN		ATT	CMP	YDS	SK/YD	TD	LG	IN
T.Romo	23	18	217	0/0	2	68	1	A.Davis	42	30	327	0/0	3	51	2
Total	23	18	217	0/0	2	68	1	Total	42	30	327	0/0	3	51	2
RECEIVING							RECEIVING								
		NO	YDS	AVG	LG	TD				NO	YDS	AVG	LG	TD	
D.Bryant		6	89	14.8	68	1	1	J.Cook		7	75	10.7	18	0	0
J.Witten		4	49	12.3	15	0	0	L.Kendricks		6	29	4.8	10	1	1
D.Murray		4	31	7.8	11	0	0	K.Britt		5	69	13.8	38	0	0
T.Williams		2	32	16.0	20	1	1	Z.Stacy		5	54	10.8	17	0	0
C.Beasley		1	9	9.0	9	0	0	A.Pettis		3	28	9.3	13	1	1
G.Escobar		1	7	7.0	7	0	0	B.Quick		2	62	31.0	51	1	1
								C.Givens		1	5	5.0	5	0	0
								B.Cunningham		1	5	5.0	5	0	0
Total		18	217	12.1	68	2	2	Total		30	327	10.9	51	3	3
INTERCEPTIONS							INTERCEPTIONS								
		NO	YDS	AVG	LG	TD				NO	YDS	AVG	LG	TD	
B.Carter		1	25	25.0	25	1	1	J.Jenkins		1	25	25.0	25	1	1
M.Claiborne		1	-8	-8.0	-8	0	0								
Total		2	17	8.5	25	1	1	Total		1	25	25.0	25	1	1
PUNTING							PUNTING								
		NO	YDS	AVG	NET	TB/120	LG			NO	YDS	AVG	NET	TB/120	LG
C.Jones		2	78	39.0	38.5	0/0	45	J.Hekker		1	24	24.0	24.0	0/1	24
Total		2	78	39.0	38.5	0/0	45	Total		1	24	24.0	24.0	0/1	24
PUNT RETURNS							PUNT RETURNS								
		NO	YDS	AVG	FC	LG	TD			NO	YDS	AVG	FC	LG	TD
D.Harris		0	0	0.0	1	0	0	A.Pettis		1	1	1.0	0	1	0
Total		0	0	0.0	1	0	0	Total		1	1	1.0	0	1	0
KICKOFF RETURNS							KICKOFF RETURNS								
		NO	YDS	AVG	FC	LG	TD			NO	YDS	AVG	FC	LG	TD
D.Harris		3	74	24.7	0	25	0	C.Givens		2	53	26.5	0	29	0
Total		3	74	24.7	0	25	0	Total		2	53	26.5	0	29	0

DEFENSIVE STATISTICS (Based on coaches' film review)

PLAYER	T	S	A	S-YDS	I-YDS	PD	FF	FR	PLAYER	T	S	A	S-YDS	I-YDS	PD	FF	FR
J.Laurinaitis	14	8	6	0-0	0-0	0	0	0	R.Quinn	5	3	1	0-0	0-0	0	0	0
A.Ogletree	14	10	4	0-0	0-0	0	1	0	E.Westbrooks	4	1	3	0-0	0-0	0	0	0
W.Hayes	9	3	6	0-0	0-0	0	0	0	K.Langford	3	2	1	0-0	0-0	0	0	0
R.McLeod	7	4	3	0-0	0-0	1	0	0	E.Sims	2	2	0	0-0	0-0	0	0	0
M.Brockers	6	4	2	0-0	0-0	0	0	0	C.Davis	1	0	1	0-0	0-0	0	0	1
J.Dunbar	6	2	4	0-0	0-0	0	0	0	E.Gaines	1	0	1	0-0	0-0	0	0	0
J.Jenkins	5	5	0	0-0	1-25	0	0	0									
T.McDonald	5	3	2	0-0	0-0	0	0	0									
A.Donald	4	3	1	0-0	0-0	0	0	0									
L.Joyner	4	2	2	0-0	0-0	0	0	0									
TOTAL									89	52	37	0-0	1-25	1	1	1	1

After getting off to a fast start against their division rivals, the Rams' saw a first-quarter lead dwindle into a 31-17 loss. The offense orchestrated an 11-play, 80-yard touchdown drive off the opening kickoff while donning 1999 throwback jerseys in honor of the 15th Anniversary of St. Louis' Super Bowl XXXIV win. On the third play of the drive, QB Austin Davis connected with TE Jared Cook on a 39-yard pass play. WR Tavon Austin added two carries for 10 yards to help push the Rams to the San Francisco 49. Rookie RB Tre Mason saw action in his first NFL game while his former college teammate and Rams first-round draft pick Greg Robinson made his first career start. Mason's first career catch came on first-and-10 and went for 12 yards. Four plays later, fellow running back Benny Cunningham scored on a 1-yard rush. The touchdown was his second in as many games. Also making his first NFL start was DT Aaron Donald – the Rams' second pick of the first round. Donald led the defensive line in tackles, alongside DE Eugene Sims, with seven. On the team's second defensive series, S Rodney McLeod forced his first fumble of the season. The ball was recovered by LB James Laurinaitis at the St. Louis 17 and he returned it 17 yards to the San Francisco 45-yard line. The forced fumble was the third of McLeod's career and was respectively Laurinaitis' sixth recovery. Mason opened the ensuing drive with a 24-yard rush – the longest of the game – which was followed by a 22-yard touchdown catch by TE Lance Kendricks three plays later. Through the first quarter, Davis completed 7-of-8 passes for 103 yards in what was his fourth NFL start. The Niners got on the board on a 54-yard field goal with 7:07 remaining in the half. The score was the start of a 24-0 run by San Francisco. Before closing out the first half, 49ers QB Colin Kaepernick capped a 5-play scoring drive with an 80-yard touchdown pass to Brandon Lloyd with 0:27 remaining. Kaepernick later completed 11- and 32-yard touchdown passes to WRs Anquan Boldin and Michael Crabtree, respectively. Punts were exchanged for the majority of the fourth quarter until Greg Zuerlein converted a 38-yard field goal with 2:28 on the clock. The Rams attempted an onside kick, which was recovered by San Francisco at the St. Louis 48-yard line. The defense forced a three-and-out and the offense began their subsequent drive on their own 9 with 1:05 remaining. Cunningham ran six yards and on the next play, Davis' pass that was intended for WR Kenny Britt was intercepted and returned 20 yards for a touchdown, resulting in the game's final score.

SAN FRANCISCO 49ERS					ST. LOUIS RAMS						
WR	81	A.Boldin	LDT	91	R.McDonald	WR	81	K.Britt	LDE	95	W.Hayes
LT	74	J.Staley	NT	93	I.Williams	TE	89	J.Cook	LDT	90	M.Brockers
LG	77	M.Lupati	RDT	94	J.Smith	TE	77	J.Long	RDT	99	A.Donald
C	67	D.Kilgore	OLB	55	A.Brooks	LG	79	G.Robinson	RDE	94	R.Quinn
RG	75	A.Boone	ILB	57	M.Wilhoite	C	63	S.Wells	LLB	52	A.Ogletree
RT	71	J.Martin	ILB	52	P.Willis	RG	76	R.Saffold	MLB	55	J.Laurinaitis
TE	89	V.McDonald	OLB	51	D.Skuta	RT	72	J.Barksdale	RLB	58	J.Dunbar
TE	85	V.Davis	LCB	20	P.Cox	WR	11	T.Austin	LCB	33	E.Gaines
WR	15	M.Crabtree	RCB	29	C.Culliver	QB	9	A.Davis	RCB	21	J.Jenkins
RB	21	F.Gore	FS	35	E.Reid	RB	30	Z.Stacy	FS	23	R.McLeod
QB	7	C.Kaepernick	SS	41	A.Bethea	TE	88	L.Kendricks	SS	25	T.McDonald

TEAM	Qtr	Clock Time	Play (Extra Point) (Drive Info)	Visitor	Home
Rams	1	7:55	B.Cunningham 1 yd. run (G.Zuerlein kick) (11-80, 7:05)	0	7
Rams	1	0:53	L.Kendricks 22 yd. pass from A.Davis (G.Zuerlein kick) (4-55, 2:10)	0	14
49ers	2	7:07	P.Dawson 54 yd. Field Goal (4-7, 0:54)	3	14
49ers	2	0:14	B.Lloyd 80 yd. pass from C.Kaepernick (P.Dawson kick) (5-95, 1:36)	10	14
49ers	3	9:58	A.Boldin 11 yd. pass from C.Kaepernick (P.Dawson kick) (12-80, 5:02)	17	14
49ers	3	0:13	M.Crabtree 32 yd. pass from C.Kaepernick (P.Dawson kick) (7-78, 3:57)	24	14
Rams	4	2:24	G.Zuerlein 38 yd. Field Goal (10-46, 1:55)	24	17
49ers	4	0:53	D.Johnson 20 yd. interception return (P.Dawson kick)	31	17

	49ERS	RAMS		49ERS	RAMS
TOTAL FIRST DOWNS	17	19	FGs - PATs Had Blocked	0-0	0-0
By Rushing	5	5	Net Punting Average	40.6	40.3
By Passing	10	12	TOTAL RETURN YARDAGE	49	12
By Penalty	2	2	No. and Yards Punt Returns	5-29	2-12
THIRD DOWN EFFICIENCY	6-14-43%	5-14-36%	No. and Yards Kickoff Returns	0-0	2-54
FOURTH DOWN EFFICIENCY	0-2-0%	0-0-0%	No. and Yards Interception Returns	1-20	0-0
TOTAL NET YARDS	432	309	PENALTIES Number and Yards	5-23	8-38
Total Offensive Plays	66	71	FUMBLES Number and Lost	1-1	1-0
Average gain per offensive play	6.5	4.4	TOUCHDOWNS	4	2
NET YARDS RUSHING	89	93	Rushing	0	1
Total Rushing Plays	30	24	Passing	3	1
Average gain per rushing play	3.0	3.9	Interceptions	1	0
Tackles for a loss-number and yards	6-13	2-2	EXTRA POINTS Made-Attempts	4-4	2-2
NET YARDS PASSING	343	216	Kicking Made-Attempts	4-4	2-2
Times thrown	0-0	5-20	FIELD GOALS Made-Attempts	1-1	1-1
Gross yards passing	343	236	RED ZONE EFFICIENCY	1-2-50%	1-1-100%
PASS ATTEMPTS-COMP-HAD INT	36-22-0	42-21-1	GOAL TO GO EFFICIENCY	0-1-0%	1-1-100%
Avg gain per pass play	9.5	4.6	SAFETIES	0	0
KICKOFFS Number-In End Zone-TBs	6-8-4	4-3-3	FINAL SCORE	31	17
PUNTS Number and Average	5-43-0	8-43-9	TIME OF POSSESSION	28:38	31:22
Had Blocked	0	0			

SAN FRANCISCO 49ERS							ST. LOUIS RAMS										
RUSHING		ATT	YDS	AVG	LG	TD	RUSHING		ATT	YDS	AVG	LG	TD				
F.Gore		16	38	2.4	9	0	T.Mason		5	40	8.0	24	0				
C.Kaepernick		3	37	12.3	23	0	B.Cunningham		7	21	3.0	5	0				
C.Hyde		11	14	1.3	6	0	Z.Stacy		8	17	2.1	6	0				
							T.Austin		3	16	5.3	8	0				
							A.Davis		1	-1	-1.0	-1	0				
Total		30	89	3.0	23	0	Total		24	93	3.9	24	1				
PASSING		ATT	CMP	YDS	SK/YD	TD	LG	IN	PASSING		ATT	CMP	YDS	SK/YD	TD	LG	IN
C.Kaepernick		36	22	343	0/0	3	80	0	A.Davis		42	21	236	5/20	1	39	1
Total		36	22	343	0/0	3	80	0	Total		42	21	236	5/20	1	39	1
RECEIVING		NO	YDS	AVG	LG	TD	RECEIVING		NO	YDS	AVG	LG	TD				
A.Boldin		7	94	13.4	28	1	J.Cook		4	74	18.5	39	0				
S.Johnson		5	53	10.6	20	0	T.Austin		4	35	8.8	9	0				
M.Crabtree		3	49	16.3	32	1	K.Britt		3	39	13.0	18	0				
V.Davis		3	30	10.0	17	0	A.Pettis		3	15	5.0	11	0				
B.Lloyd		1	80	80.0	80	1	Z.Stacy		2	17	8.5	15	0				
V.McDonald		1	21	21.0	21	0	B.Cunningham		2	12	6.0	6	0				
B.Miller		1	15	15.0	15	0	L.Kendricks		1	22	22.0	22	1				
C.Hyde		1	1	1.0	1	0	T.Mason		1	12	12.0	12	0				
Total		22	343	15.6	80	3	Total		21	236	11.2	39	1				
INTERCEPTIONS		NO	YDS	AVG	LG	TD	INTERCEPTIONS		NO	YDS	AVG	LG	TD				
D.Johnson		1	20	20.0	20	1											
Total		1	20	20.0	20	1											
PUNTING		NO	YDS	AVG	NET	TB/20	LG	PUNTING		NO	YDS	AVG	NET	TB/20	LG		
A.Lee		5	215	43.0	40.6	0/4	55	J.Hekker		8	351	43.9	40.3	0/2	56		
Total		5	215	43.0	40.6	0/4	55	Total		8	351	43.9	40.3	0/2	56		
PUNT RETURNS		NO	YDS	AVG	FC	LG	TD	PUNT RETURNS		NO	YDS	AVG	FC	LG	TD		
B.Ellington		4	27	6.8	1	13	0	T.Austin		2	12	6.0	3	12	0		
Total		5	29	5.8	1	13	0	Total		2	12	6.0	3	12	0		
KICKOFF RETURNS		NO	YDS	AVG	FC	LG	TD	KICKOFF RETURNS		NO	YDS	AVG	FC	LG	TD		
								B.Cunningham		2	54	27.0	0	31	0		
								Total		2	54	27.0	0	31	0		

PLAYER	T	S	A	S-YDS	I-YDS	PD	FF	FR	E.Gaines	4	3	1	0-0	0-0	1	0	0
T.McDonald	12	7	5	0-0	0-0	0	0	0	J.Jenkins	4	3	1	0-0	0-0	1	0	0
J.Laurinaitis	12	6	6	0-0	0-0	0	0	1	A.Carrington	2	1	1	0-0	0-0	0	0	0
A.Donald	7	5	2	0-0	0-0	0	0	0	L.Joyner	2	1	1	0-0	0-0	0	0	0
A.Ogletree	7	7	0	0-0	0-0	0	0	0	K.Langford	2	1	1	0-0	0-0	0	0	0
E.Sims	7	4	3	0-0	0-0	0	0	0	D.Bates	1	0	1	0-0	0-0	0	0	0
J.Dunbar	6	4	2	0-0	0-0	0	0	0									
R.McLeod	6	6	0	0-0	0-0	0	1	0									
R.Quinn	6	4	2	0-0	0-0	0	0	0									
W.Hayes	5	3	2	0-0	0-0	0	0	0									
M.Brockers	4	3	1	0-0	0-0	0	0	0									
									TOTAL	87	58	29	0-0	0-0	2	1	1

Armed with a two-point lead, the Rams were 2:55 away from toppling the defending Super Bowl champion Seattle Seahawks. The Rams were faced with fourth-and-3 from their own 18 and rather than punting, Johnny Hekker threw his fifth NFL pass for an 18-yard gain to RB Benny Cunningham. Rookie RB Tre Mason closed the game with three runs for 18 yards, sealing the Rams' 28-26 victory. In just his second NFL game, Mason generated 85 yards on the ground. After the Seahawks opened the game with a 24-yard field goal on their first possession, Cunningham returned the ensuing kickback 75 yards to the Seattle 31. The return is tied for the fifth longest in franchise history, and was the longest since Danny Amendola's return of 84 yards on Dec. 10, 2010 vs. 49ers. Cunningham's return also set up Mason's first NFL touchdown – a 6-yard rush up the middle – six plays later. Cunningham found the end zone himself atop the second quarter on a 5-yard shovel pass from QB Austin Davis. Cunningham went on to lead the team in receiving yards for the first time in his career with 46. The Rams extended their 14-3 lead midway through the second quarter with another big play on special teams. With 7:24 left in the half, Seattle punted from their own 49. The Rams dialed up a unique play for the punt and misled the Seahawks to the left sideline where it appeared as though WR/PR Tavon Austin was fielding the punt. Meanwhile, WR Stedman Bailey caught the ball on the opposite side of the field and ran 90 yards for the six points. What was Bailey's first ever punt return, tied Dick Bass' 1961 return vs. Green Bay for third-longest in team history. Seattle's punt was a result of two sacks over the span of three plays by DT Aaron Donald and DE Eugene Sims. Pro Bowl DE Robert Quinn recorded his first sack of the season in Seattle's subsequent drive. Against Seattle, Quinn has recorded at least one sack in 6-of-7 games for a total of 8. Seattle began to chop at the Rams' 18-point lead starting at the tail of the second quarter on a 35-yard field goal with 10 seconds remaining. By the midway point, the Rams owned the 21-6 lead and marked the second time this season the Rams scored 21 points in the first half. The team also limited the Seahawks to 31 yards on the ground, while Davis was perfect throwing, completing each of his 9 passes for a 122.7 passer rating. Seahawks QB Russell Wilson inched Seattle closer, 21-19, on a 19-yard touchdown run in the third quarter, followed by a 19-yard pass to TE Cooper Helfert on their ensuing drive at the beginning of the fourth quarter. St. Louis responded with an 8-play, 80-yard drive that concluded with Davis' second touchdown of the day – a 4-yard pass to TE Lance Kendricks. Wilson mimicked an 8-play, 80-yard drive of his own and found WR Doug Baldwin in the end zone on a 9-yard pass play with 3:22 left in regulation. Despite Wilson's 10 second-half rushing yards and Seattle's spark of scores, the Rams maintained possession of the ball for the remainder of the game and claimed their first win over the Seahawks since 2012.

SEATTLE SEAHAWKS					ST. LOUIS RAMS						
WR	89	D.Baldwin	LDE	72	M.Bennett	WR	81	K.Britt	LDE	95	W.Hayes
LT	76	R.Okung	LDT	99	T.McDaniel	FB	46	C.Harkey	LDT	99	A.Donald
LG	77	J.Carpenter	RDT	92	B.Mebane	LT	77	J.Long	RDT	90	M.Brockers
C	63	S.Schilling	RDE	56	C.Avril	LG	79	G.Robinson	RDE	94	R.Quinn
RG	64	J.Sweezy	OLB	51	B.Irvin	C	63	S.Wells	LLB	52	A.Ogletree
RT	68	J.Britt	MLB	52	B.Coyle	RG	76	R.Saffold	MLB	55	J.Laurinaitis
TE	84	C.Helfet	OLB	50	K.Wright	RT	72	J.Barksdale	LLB	58	J.Dunbar
WR	15	J.Kearse	LCB	25	R.Sherman	WR	83	B.Quick	LCB	33	E.Gaines
QB	3	R.Wilson	RCB	27	T.Simon	QB	9	A.Davis	RCB	21	J.Jenkins
FB	22	R.Turbin	SS	31	K.Chancellor	RB	36	B.Cunningham	FS	23	R.McLeod
RB	24	M.Lynch	FS	29	E.Thomas	TE	88	L.Kendricks	SS	25	T.McDonald

ST. LOUIS SUBSTITUTIONS: K 4 G.Zuerlein, P 6 J.Hekker, WR 11 T.Austin, WR 12 S.Bailey, WR 13 C.Givens, DB 20 L.Joyner, RB 27 T.Mason, RB 30 Z.Stacy, RB 34 C.Reynolds, S 38 C.Davis, RB 42 T.Watts, LS 44 J.McQuaide, CB 47 M.Roberson, LB 53 D.Bates, QB 54 W.Herring, G/C 67 B.Jones, G 69 D.Joseph, T 73 M.Person, TE 82 A.Bayer, TE 89 J.Cook, DT 92 A.Carrington, 97 97 E.Sims, DT 98 K.Langford

		1	2	3	4	OT	TOTAL	FIELD GOALS
VISITOR	Seattle Seahawks	3	3	7	13	0	26	S.Hauschka (24) (35)
HOME	St. Louis Rams	7	14	0	7	0	28	G. Zuerlein 52WR

TEAM	Qtr	Clock Time	Play (Extra Point) (Drive Info)	Visitor	Home
Seahawks	1	9:01	S.Hauschka 24 yd. Field Goal (9-68, 4:06)	3	0
Rams	1	5:19	T.Mason 6 yd. run (G.Zuerlein kick) (6-31, 3:42)	3	7
Rams	2	13:12	B.Cunningham 5 yd. pass from A.Davis (G.Zuerlein kick) (9-74, 5:09)	3	14
Rams	2	7:05	S.Bailey 90 yd. punt return (G.Zuerlein kick)	3	21
Seahawks	2	0:07	S.Hauschka 35 yd. Field Goal (9-41, 1:48)	6	21
Seahawks	3	4:22	R.Wilson 19 yd. run (S.Hauschka kick) (12-82, 6:06)	13	21
Seahawks	4	9:44	C.Helfet 19 yd. pass from R.Wilson (pass failed) (9-91, 5:10)	19	21
Rams	4	5:36	L.Kendricks 4 yd. pass from A.Davis (G.Zuerlein kick) (8-80, 4:08)	19	28
Seahawks	4	3:18	D.Baldwin 9 yd. pass from R.Wilson (S.Hauschka kick) (8-80, 2:18)	26	28

	SEAHAWKS	RAMS		SEAHAWKS	RAMS
TOTAL FIRST DOWNS	25	18	FGs - PATs Had Blocked	0-0	0-0
By Rushing	9	6	Net Punting Average	20.0	44.7
By Passing	16	10	TOTAL RETURN YARDAGE	19	89
By Penalty	0	2	No. and Yards Punt Returns	2-19	2-89
THIRD DOWN EFFICIENCY	6-12-50%	4-9-44%	No. and Yards Kickoff Returns	2-43	4-112
FOURTH DOWN EFFICIENCY	0-0-0%	1-1-100%	No. and Yards Interception Returns	0-0	0-0
TOTAL NET YARDS	463	272	PENALTIES Number and Yards	10-89	2-20
Total Offensive Plays	68	49	FUMBLES Number and Lost	0-0	1-0
Average gain per offensive play	6.8	5.6	TOUCHDOWNS	3	4
NET YARDS RUSHING	171	102	Rushing	1	1
Total Rushing Plays	29	27	Passing	2	2
Average gain per rushing play	5.9	3.8	Punt Returns	0	1
Tackles for a loss-number and yards	2-6	4-8	EXTRA POINTS Made-Attempts	2-3	4-4
NET YARDS PASSING	292	170	Kicking Made-Attempts	2-2	4-4
Times thrown	3-21	0-0	Passing Made-Attempts	0-1	0-0
Gross yards passing	313	170	FIELD GOALS Made-Attempts	2-2	0-1
PASS ATTEMPTS-COMP-HAD INT	36-23-0	22-19-0	RED ZONE EFFICIENCY	3-5-60%	3-3-100%
Avg gain per pass play	7.5	7.7	GOAL TO GO EFFICIENCY	1-2-50%	3-3-100%
KICKOFFS Number-In End Zone-TBs	6-4-2	5-5-3	SAFETIES	0	0
PUNTS Number and Average	4-42-3	3-51-0	FINAL SCORE	26	28
Had Blocked	0	0	TIME OF POSSESSION	32:24	27:36

SEATTLE SEAHAWKS								ST. LOUIS RAMS											
RUSHING		ATT	YDS	AVG	LG	TD		RUSHING		ATT	YDS	AVG	LG	TD					
R.Wilson		7	106	15.1	52	1		T.Mason		18	85	4.7	28	1					
M.Lynch		18	53	2.9	13	0		T.Austin		5	16	3.2	8	0					
R.Turbin		2	7	3.5	6	0		B.Cunningham		2	3	1.5	5	0					
C.Michael		2	5	2.5	3	0		A.Davis		2	-2	-1.0	-1	0					
Total		29	171	5.9	52	1		Total		27	102	3.8	28	1					
PASSING		ATT	CMP	YDS	SK/YD	TD	LG	IN	PASSING		ATT	CMP	YDS	SK/YD	TD	LG	IN		
R.Wilson		36	23	313	3/21	2	49	0	A.Davis		21	18	152	0/0	2	30	0		
									J.Hekker		1	1	18	0/0	0	18	0		
Total		36	23	313	3/21	2	49	0	Total		22	19	170	0/0	2	30	0		
RECEIVING				NO	YDS	AVG	LG	TD	RECEIVING				NO	YDS	AVG	LG	TD		
D.Baldwin				7	123	17.6	49	1	B.Cunningham				5	46	9.2	18	1		
P.Richardson				4	33	8.3	11	0	J.Cook				3	25	8.3	10	0		
C.Helfet				3	61	20.3	22	1	T.Austin				3	6	2.0	5	0		
J.Kearse				3	50	16.7	29	0	B.Quick				2	33	16.5	19	0		
R.Turbin				3	24	8.0	9	0	L.Kendricks				2	17	8.5	13	1		
M.Lynch				2	18	9.0	12	0	K.Britt				2	4	2.0	6	0		
K.Norwood				1	4	4.0	4	0	C.Givens				1	30	30.0	30	0		
									C.Harkey				1	9	9.0	9	0		
Total				23	313	13.6	49	2	Total				19	170	8.9	30	2		
PUNTING				NO	YDS	AVG	NET	TB/20	LG	PUNTING				NO	YDS	AVG	NET	TB/20	LG
J.Ryan				4	169	42.3	20.0	0/0	49	J.Hekker				3	153	51.0	44.7	0/1	56
Total				4	169	42.3	20.0	0/0	49	Total				3	153	51.0	44.7	0/1	56
PUNT RETURNS				NO	YDS	AVG	FC	LG	TD	PUNT RETURNS				NO	YDS	AVG	FC	LG	TD
B.Walters				2	19	9.5	1	10	0	S.Bailey				1	90	90.0	0	90	1
										T.Austin				1	-1	-1.0	2	-1	0
Total				2	19	9.5	1	10	0	Total				2	89	44.5	2	90	1
KICKOFF RETURNS				NO	YDS	AVG	FC	LG	TD	KICKOFF RETURNS				NO	YDS	AVG	FC	LG	TD
B.Walters				2	43	21.5	0	27	0	B.Cunningham				2	104	52.0	0	75	0
										T.Austin				1	8	8.0	0	8	0
										C.Reynolds				1	0	0.0	0	0	0
Total				2	43	21.5	0	27	0	Total				4	112	28.0	0	75	0

PLAYER	T	S	A	S-YDS	I-YDS	PD	FF	FR
J.Laurinaitis	10	2	8	0-0	0-0	0	0	0
A.Ogletree	10	6	4	0-0	0-0	0	0	0
J.Jenkins	9	9	0	0-0	0-0	1	0	0
L.Joyner	9	6	3	0-0	0-0	0	0	0
J.Dunbar	7	3	4	0-0	0-0	0	0	0
E.Gaines	7	7	0	0-0	0-0	1	0	0
A.Donald	6	6	0	1.0-5	0-0	0	0	0
W.Hayes	6	6	1	5-0	0-0	0	0	0
R.McLeod	6	6	3	3-0	0-0	1	0	0
R.Quinn	6	4	2	1.0-7	0-0	0	0	0

The St. Louis Rams held on to defeat the San Francisco 49ers, 13-10, in their first trip to Levi's Stadium, marking their second win in division play. Both teams got on the board with field goals in the first quarter, beginning with San Francisco on their opening possession. The Rams' first offensive possession of the second quarter was ended following an interception by 49ers S Antoine Bethea. The interception put the 49ers at the St. Louis 35 and resulted in a 27-yard touchdown pass to Anquan Boldin. After the score, the Rams defense went on to produce three sacks – two from DE Robert Quinn. On Quinn's later second-quarter sack, he stripped 49ers QB Colin Kaepernick of the football, which was recovered by Eugene Sims and lead to a 21-yard touchdown reception by WR Kenny Britt to tie the game at 10. The touchdown was Britt's second as a Ram, and Austin Davis' 11th as the starting quarterback. Davis has thrown at least one touchdown pass in each of the last six games. By halftime, the Rams had accumulated six sacks – the most first half sacks in franchise history since the sack became an official statistic in 1982. After a scoreless third quarter, Rams K Greg Zuerlein converted a 39-yard field goal. The kick capped a four-play drive of eight yards that began at the San Francisco 29 after Andy Lee's punt from deep in the end zone went off the side of his foot and traveled 23 yards. The 49ers started their final offensive series of the game with 3:11 remaining on their own 12-yard line. Back-to-back Rams penalties coupled with a 20-yard catch by Boldin put San Francisco at the two. Two plays later, the Rams found themselves clinging to a 3-point lead with the 49ers stationed at the 1. On third down with nine seconds remaining, Kaepernick attempted a quarterback sneak and fumbled before crossing the goal line. The ball was recovered by LB James Laurinaitis in the end zone, giving the Rams their second win in three weeks. The victory came on the heels of a standout defensive effort that was highlighted with eight sacks from six different players. The sack total was the team's largest since their 9-sack day vs. Arizona on Oct. 4, 2012 and their largest on the road since 2000.

ST. LOUIS RAMS					SAN FRANCISCO 49ERS						
WR	81	K.Britt	LDE	95	W.Hayes	WR	81	A.Boldin	LDT	91	R.McDonald
LT	79	G.Robinson	LDT	99	A.Donald	LT	74	J.Staley	NT	93	I.Williams
LG	69	D.Joseph	RDT	90	M.Brockers	LG	77	M.Iupati	RD	94	J.Smith
C	63	S.Wells	RDE	94	R.Quinn	C	66	M.Martin	OLB	55	A.Brooks
RG	76	R.Saffold	LLB	52	A.Ogletree	RG	75	A.Boone	ILB	57	M.Wilhoite
RT	72	J.Barksdale	MLB	55	J.Laurinaitis	RT	76	A.Davis	ILB	50	C.Borland
TE	46	C.Harkey	RLB	58	J.Dunbar	TE	85	V.Davis	OLB	51	D.Skuta
WR	11	T.Austin	LCB	33	E.Gaines	WR	15	M.Crabtree	LCB	20	P.Cox
QB	9	A.Davis	RCB	47	M.Roberson	FB	49	B.Miller	RCB	29	C.Culliver
HB	27	T.Mason	FS	23	R.McLeod	RB	21	F.Gore	FS	35	E.Reid
TE	88	L.Kendricks	SS	25	T.McDonald	QB	7	C.Kaepernick	SS	41	A.Betha

ST. LOUIS SUBSTITUTIONS: K 4 G.Zuerlein, P 6 J.Hekker, WR 10 D.Williams, WR 12 S.Bailey, WR 13 C.Givens, QB 14 S.Hill, DB 20 L.Joyner, CB 22 T.Johnson, S 26 M.Barron, RB 34 C.Reynolds, RB 36 B.Cunningham, RB 42 T.Watts, LS 44 J.McQuaide, LB 51 M.McFadden, LB 53 D.Bates, LB 54 W.Herring, C 61 T.Barnes, G/C 67 B.Jones, T 73 M.Person, TE 89 J.Cook, DT 92 A.Carrington, DE 97 E.Sims, DT 98 K.Langford

		1	2	3	4	OT	TOTAL	FIELD GOALS
VISITOR	St. Louis Rams	3	7	0	3	0	13	G.Zuerlein (37) (39)
HOME	San Francisco 49ers	3	7	0	0	0	10	A.Lee (34) 55SH

TEAM	Qtr	Clock Time	Play (Extra Point) (Drive Info)	Visitor	Home
49ers	1	10:32	P.Dawson 34 yd. Field Goal (9-64, 4:28)	0	3
Rams	1	1:20	G.Zuerlein 37 yd. Field Goal (12-56, 6:08)	3	3
49ers	2	11:57	A.Boldin 27 yd. pass from C.Kaepernick (P.Dawson kick) (3-35, 1:24)	3	10
Rams	2	1:04	K.Britt 21 yd. pass from A.Davis (G.Zuerlein kick) (3-36, 0:55)	10	10
Rams	4	5:05	G.Zuerlein 39 yd. Field Goal (4-8, 2:12)	13	10

	RAMS	49ERS		RAMS	49ERS
TOTAL FIRST DOWNS	13	20	FGs - PATs Had Blocked	0-0	0-0
By Rushing	3	4	Net Punting Average	41.5	35.4
By Passing	8	12	TOTAL RETURN YARDAGE	26	22
By Penalty	2	4	No. and Yards Punt Returns	3-26	1-12
THIRD DOWN EFFICIENCY	4-12-33%	3-12-25%	No. and Yards Kickoff Returns	3-78	3-84
FOURTH DOWN EFFICIENCY	0-0-0%	0-0-0%	No. and Yards Interception Returns	0-0	2-10
TOTAL NET YARDS	193	263	PENALTIES Number and Yards	9-83	9-44
Total Offensive Plays	52	62	FUMBLES Number and Lost	0-0	3-2
Average gain per offensive play	3.7	4.2	TOUCHDOWNS	1	1
NET YARDS RUSHING	91	80	Rushing	0	0
Total Rushing Plays	27	21	Passing	1	1
Average gain per rushing play	3.4	3.8	EXTRA POINTS Made-Attempts	1-1	1-1
Tackles for a loss-number and yards	5-9	0-0	Kicking Made-Attempts	1-1	1-1
NET YARDS PASSING	102	183	FIELD GOALS Made-Attempts	2-2	1-2
Times thrown	1-3	8-54	RED ZONE EFFICIENCY	1-2-50%	0-2-0%
Gross yards passing	105	237	GOAL TO GO EFFICIENCY	0-0-0%	0-1-0%
PASS ATTEMPTS-COMP-HAD INT	24-13-2	33-22-0	SAFETIES	0	0
Avg gain per pass play	4.1	4.5	FINAL SCORE	13	10
KICKOFFS Number-In End Zone-TBs	4-4-1	3-1-0	TIME OF POSSESSION	27:34	32:26
PUNTS Number and Average	6-46-8	7-44-9			
Had Blocked	0	0			

ST. LOUIS RAMS								SAN FRANCISCO 49ERS													
RUSHING				ATT	YDS	AVG	LG	TD	RUSHING				ATT	YDS	AVG	LG	TD				
T.Mason				19	65	3.4	21	0	F.Gore				14	49	3.5	11	0				
B.Cunningham				4	10	2.5	8	0	C.Hyde				2	17	8.5	13	0				
A.Davis				2	9	4.5	10	0	C.Kaepernick				5	14	2.8	9	0				
T.Austin				2	7	3.5	4	0													
Total				27	91	3.4	21	0	Total				21	80	3.8	13	0				
PASSING				ATT	CMP	YDS	SK/YD	TD	LG	IN	PASSING				ATT	CMP	YDS	SK/YD	TD	LG	IN
A.Davis				24	13	105	1/3	1	21	2	C.Kaepernick				33	22	237	8/54	1	27	0
Total				24	13	105	1/3	1	21	2	Total				33	22	237	8/54	1	27	0
RECEIVING				NO	YDS	AVG	LG	TD	RECEIVING				NO	YDS	AVG	LG	TD				
B.Cunningham				3	38	12.7	17	0	A.Boldin				6	93	15.5	27	1				
K.Britt				2	32	16.0	21	1	M.Crabtree				5	40	8.0	15	0				
J.Cook				2	12	6.0	9	0	S.Johnson				3	41	13.7	25	0				
T.Austin				2	11	5.5	7	0	V.Davis				2	19	9.5	13	0				
L.Kendricks				1	7	7.0	7	0	B.Lloyd				1	10	10.0	10	0				
S.Bailey				1	7	7.0	7	0	F.Gore				1	9	9.0	9	0				
T.Watts				1	6	6.0	6	0	B.Ellington				1	9	9.0	9	0				
T.Mason				1	-8	-8.0	-8	0	D.Carnier				1	6	6.0	6	0				
Total				13	105	8.1	21	1	Total				22	237	10.8	27	1				
INTERCEPTIONS				NO	YDS	AVG	LG	TD	INTERCEPTIONS				NO	YDS	AVG	LG	TD				
				0									1	10	10.0	10	0				
Total				0	0	0	0	0	Total				2	10	5.0	10	0				
PUNTING				NO	YDS	AVG	NET	TB/120	LG	PUNTING				NO	YDS	AVG	NET	TB/120	LG		
J.Hekker				6	281	46.8	41.5	1/2	60	A.Lee				7	314	44.9	35.4	2/1	58		
Total				6	281	46.8	41.5	1/2	60	Total				7	314	44.9	35.4	2/1	58		
PUNT RETURNS				NO	YDS	AVG	FC	LG	TD	PUNT RETURNS				NO	YDS	AVG	FC	LG	TD		
T.Austin				3	26	8.7	0	11	0	B.Ellington				1	12	12.0	3	12	0		
Total				3	26	8.7	0	11	0	Total				1	12	12.0	3	12	0		
KICKOFF RETURNS				NO	YDS	AVG	FC	LG	TD	KICKOFF RETURNS				NO	YDS	AVG	FC	LG	TD		
B.Cunningham				3	78	26.0	0	37	0	B.Ellington				3	84	28.0	0	38	0		
Total				3	78	26.0	0	37	0	Total				3	84	28.0	0	38	0		

PLAYER	T	S	A	S-YDS	I-YDS	PD	FF	FR
J.Laurinaitis	10	5	5	1-6	0-0	0	0	1
A.Ogletree	10	4	6	0-0	0-0	1	0	0
R.McLeod	8	6	2	0-0	0-0	0	0	0
E.Gaines	7	5	2	0-0	0-0	1	0	0
L.Joyner	7	3	4	0-0	0-0	1	0	0
T.McDonald	6	4	2	0-0	0-0	0	0	0
J.Dunbar	5	4	1	0-0	0-0	0	0	0
M.Brookers	4	3	1	1-4	0-0	0	0	0
K.Langford	4	2	2	0-0	0-0	0	1	0
R.Quinn	4	3	1	2-18	0-0	0	1	0



ST. LOUIS
RAMS

**LAST WEEK'S
GAMEBOOK**

REGULAR SEASON - WEEK 9, GAME 8

National Football League Game Summary

NFL Copyright © 2014 by The National Football League. All rights reserved. This summary and play-by-play is for the express purpose of assisting media in their coverage of the game; any other use of this material is prohibited without the written permission of the National Football League.

Updated: 11/3/2014

Date: Sunday, 11/2/2014

St. Louis Rams at San Francisco 49ers

Start Time: 1:05 PM PST

at Levi's Stadium, Santa Clara, CA

Game Day Weather

Game Weather: Sunny

Temp: 61° F (16.1° C) Humidity: 55%, Wind: Northwest 8 mph

Played Outdoor on Turf: Natural grass

Outdoor Weather: Sunny,

Officials

Referee: Boger, Jerome (23)

Umpire: Michalek, Tony (115)

Head Linesman: Stabile, Tom (48)

Line Judge: Walker, Ed (123)

Side Judge: Baynes, Allen (56)

Field Judge: Brown, Terry (43)

Back Judge: Steratore, Tony (112)

Replay Official: Madsen, Carl ()

Lineups

St. Louis Rams				San Francisco 49ers			
Offense		Defense		Offense		Defense	
WR	81 K.Britt	LDE	95 W.Hayes	WR	81 A.Boldin	LDT	91 R.McDonald
LT	79 G.Robinson	LDT	99 A.Donald	LT	74 J.Staley	NT	93 I.Williams
LG	69 D.Joseph	RDT	90 M.Brockers	LG	77 M.Iupati	RDT	94 J.Smith
C	63 S.Wells	RDE	94 R.Quinn	C	66 M.Martin	OLB	55 A.Brooks
RG	76 R.Saffold	LLB	52 A.Ogletree	RG	75 A.Boone	ILB	57 M.Wilhoite
RT	72 J.Barksdale	MLB	55 J.Laurinaitis	RT	76 A.Davis	ILB	50 C.Borland
TE	46 C.Harkey	RLB	58 J.Dunbar	TE	85 V.Davis	OLB	51 D.Skuta
WR	11 T.Austin	LCB	33 E.Gaines	WR	15 M.Crabtree	LCB	20 P.Cox
QB	9 A.Davis	RCB	47 M.Roberson	FB	49 B.Miller	RCB	29 C.Culliver
HB	27 T.Mason	FS	23 R.McLeod	RB	21 F.Gore	FS	35 E.Reid
TE	88 L.Kendricks	SS	25 T.McDonald	QB	7 C.Kaepernick	SS	41 A.Bethea

Substitutions

K 4 G.Zuerlein, P 6 J.Hekker, WR 10 D.Williams, WR 12 S.Bailey, WR 13 C.Givens, QB 14 S.Hill, DB 20 L.Joyner, CB 22 T.Johnson, S 26 M.Barron, RB 34 C.Reynolds, RB 36 B.Cunningham, RB 42 T.Watts, LS 44 J.McQuaide, LB 51 M.McFadden, LB 53 D.Bates, LB 54 W.Herring, C 61 T.Barnes, G/C 67 B.Jones, T 73 M.Person, TE 89 J.Cook, DT 92 A.Carrington, DE 97 E.Sims, DT 98 K.Langford

Substitutions

P 4 A.Lee, K 9 P.Dawson, WR 10 B.Ellington, WR 13 S.Johnson, WR 14 K.Osgood, S 23 R.Ventrone, DB 25 J.Ward, RB 28 C.Hyde, S 31 L.McCray, CB 36 D.Johnson, S 43 C.Dahl, TE 46 D.Carrier, LB 54 N.Moody, LB 59 A.Lynch, DT 63 T.Jerod-Eddie, T 71 J.Martin, G 78 J.Looney, WR 84 B.Lloyd, TE/LS 86 K.Nelson, TE 89 V.McDonald, DT 92 Q.Dial, LB 96 C.Lemonier

Did Not Play

RB 30 Z.Stacy

Did Not Play

QB 2 B.Gabbert, CB 30 L.McFadden

Not Active

CB 21 J.Jenkins, S 31 M.Alexander, S 38 C.Davis, LB 59 K.Toomer, T 70 B.Washington, TE 82 A.Bayer, DL 93 E.Westbrooks

Not Active

QB 1 J.Johnson, WR 11 Q.Patton, CB 26 T.Brock, LB 52 P.Willis, G 56 D.Farrell, TE/DT 83 D.Dobbs, DT 95 C.Carradine

Field Goals (made () & missed)

G.Zuerlein		(37) (39)	P.Dawson		(34) 55SH		
			1	2	3	4	OT
VISITOR:	St. Louis Rams		3	7	0	3	0
HOME:	San Francisco 49ers		3	7	0	0	0

Scoring Plays

Team	Qtr	Time	Play Description (Extra Point) (Drive Info)	Visitor	Home
49ers	1	10:32	P.Dawson 34 yd. Field Goal (9-64, 4:28)	0	3
Rams	1	1:20	G.Zuerlein 37 yd. Field Goal (12-56, 6:08)	3	3
49ers	2	11:57	A.Boldin 27 yd. pass from C.Kaepernick (P.Dawson kick) (3-35, 1:24)	3	10
Rams	2	1:04	K.Britt 21 yd. pass from A.Davis (G.Zuerlein kick) (3-36, 0:55)	10	10
Rams	4	5:25	G.Zuerlein 39 yd. Field Goal (4-8, 2:12)	13	10
Paid Attendance: 70,799				Time: 3:07	

Final Individual Statistics

St. Louis Rams										San Francisco 49ers									
RUSHING						RUSHING													
T.Mason	19	65	3.4	21	0	F.Gore	14	49	3.5	11	0								
B.Cunningham	4	10	2.5	8	0	C.Hyde	2	17	8.5	13	0								
A.Davis	2	9	4.5	10	0	C.Kaepernick	5	14	2.8	9	0								
T.Austin	2	7	3.5	4	0														
Total	27	91	3.4	21	0	Total	21	80	3.8	13	0								
PASSING						PASSING													
A.Davis	24	13	105	1/3	1	21	2	44.6	C.Kaepernick	33	22	237	8/54	1	27	0	97.7		
Total	24	13	105	1/3	1	21	2	44.6	Total	33	22	237	8/54	1	27	0	97.7		
PASS RECEIVING						PASS RECEIVING													
B.Cunningham	3	3	38	12.7	17	0	A.Boldin	7	6	93	15.5	27	1						
K.Britt	4	2	32	16.0	21	1	M.Crabtree	9	5	40	8.0	15	0						
J.Cook	5	2	12	6.0	9	0	S.Johnson	5	3	41	13.7	25	0						
T.Austin	3	2	11	5.5	7	0	V.Davis	3	2	19	9.5	13	0						
L.Kendricks	2	1	7	7.0	7	0	B.Lloyd	1	1	10	10.0	10	0						
S.Bailey	1	1	7	7.0	7	0	F.Gore	3	1	9	9.0	9	0						
T.Watts	1	1	6	6.0	6	0	B.Ellington	1	1	9	9.0	9	0						
T.Mason	2	1	-8	-8.0	-8	0	D.Carrier	1	1	6	6.0	6	0						
C.Givens	2	0	0	0.0	0	0	C.Hyde	2	1	5	5.0	5	0						
C.Harkey	1	0	0	0.0	0	0	B.Miller	1	1	5	5.0	5	0						
Total	24	13	105	8.1	21	1	Total	33	22	237	10.8	27	1						
INTERCEPTIONS						INTERCEPTIONS													
							P.Cox	1	10	10.0	10	0							
							A.Bethea	1	0	0.0	0	0							
Total		0	0	0	0	0	Total	2	10	5.0	10	0							
PUNTING						PUNTING													
J.Hekker	6	281	46.8	41.5	1	2	60	A.Lee	7	314	44.9	35.4	2	1	58				
Total	6	281	46.8	41.5	1	2	60	Total	7	314	44.9	35.4	2	1	58				
PUNT RETURNS						PUNT RETURNS													
T.Austin	3	26	8.7	0	11	0	B.Ellington	1	12	12.0	3	12	0						
[OUT OF BOUNDS]	2	0	0.0	0	0	0	[DOWNED]	1	0	0.0	0	0	0						
[TOUCHBACK]	2	0	0.0	0	0	0	[TOUCHBACK]	1	0	0.0	0	0	0						
Total	3	26	8.7	0	11	0	Total	1	12	12.0	3	12	0						
KICKOFF RETURNS						KICKOFF RETURNS													
B.Cunningham	3	78	26.0	0	37	0	B.Ellington	3	84	28.0	0	38	0						
							[TOUCHBACK]	1	0	0.0	0	0	0						
Total	3	78	26.0	0	37	0	Total	3	84	28.0	0	38	0						
St. Louis Rams																			
FUMBLES				FUM	LOST	OWN-REC	YDS	TD	FORCED	OPP-REC	YDS	TD	OUT-BDS						
R.Quinn				0	0	0	0	0	1	0	0	0	0						
J.Laurinaitis				0	0	0	0	0	0	1	0	0	0						
E.Sims				0	0	0	0	0	0	1	0	0	0						
Total				0	0	0	0	0	1	2	0	0	0						
San Francisco 49ers																			
FUMBLES				FUM	LOST	OWN-REC	YDS	TD	FORCED	OPP-REC	YDS	TD	OUT-BDS						
C.Kaepernick				3	2	1	-4	0	0	0	0	0	0						
Total				3	2	1	-4	0	0	0	0	0	0						

Final Team Statistics

	Visitor Rams	Home 49ers
TOTAL FIRST DOWNS	13	20
By Rushing	3	4
By Passing	8	12
By Penalty	2	4
THIRD DOWN EFFICIENCY	4-12-33%	3-12-25%
FOURTH DOWN EFFICIENCY	0-0-0%	0-0-0%
TOTAL NET YARDS	193	263
Total Offensive Plays (inc. times thrown passing)	52	62
Average gain per offensive play	3.7	4.2
NET YARDS RUSHING	91	80
Total Rushing Plays	27	21
Average gain per rushing play	3.4	3.8
Tackles for a loss-number and yards	5-9	0-0
NET YARDS PASSING	102	183
Times thrown - yards lost attempting to pass	1-3	8-54
Gross yards passing	105	237
PASS ATTEMPTS-COMPLETIONS-HAD INTERCEPTED	24-13-2	33-22-0
Avg gain per pass play (inc.# thrown passing)	4.1	4.5
KICKOFFS Number-In End Zone-Touchbacks	4-4-1	3-1-0
PUNTS Number and Average	6-46.8	7-44.9
Had Blocked	0	0
FGs - PATs Had Blocked	0-0	0-0
Net Punting Average	41.5	35.4
TOTAL RETURN YARDAGE (Not Including Kickoffs)	26	22
No. and Yards Punt Returns	3-26	1-12
No. and Yards Kickoff Returns	3-78	3-84
No. and Yards Interception Returns	0-0	2-10
PENALTIES Number and Yards	9-83	9-44
FUMBLES Number and Lost	0-0	3-2
TOUCHDOWNS	1	1
Rushing	0	0
Passing	1	1
EXTRA POINTS Made-Attempts	1-1	1-1
Kicking Made-Attempts	1-1	1-1
FIELD GOALS Made-Attempts	2-2	1-2
RED ZONE EFFICIENCY	1-2-50%	0-2-0%
GOAL TO GO EFFICIENCY	0-0-0%	0-1-0%
SAFETIES	0	0
FINAL SCORE	13	10
TIME OF POSSESSION	27:34	32:26

St. Louis Rams vs San Francisco 49ers
11/2/2014 at Levi's Stadium

Ball Possession And Drive Chart

St. Louis Rams

#	Time Recd	Time Lost	Time Poss	How Ball Obtained	Drive Began	# Play	Yds Gain	Yds Pen	Net Yds	1st Down	Last Scrm	How Given Up
1	10:32	9:26	1:06	Kickoff	SL 25	3	4	0	4	0	SL 29	Punt
2	7:28	1:20	6:08	Punt	SL 25	12	46	10	56	4	* SF 19	Field Goal
3	13:28	13:21	0:07	Punt	SL 25	1	0	0	0	0	SL 25	Interception
4	11:57	8:29	3:28	Kickoff	SL 32	6	22	-10	12	2	SL 44	Interception
5	4:17	2:39	1:38	Punt	SL 20	3	-2	-5	-7	0	SL 13	Punt
6	1:59	1:04	0:55	Fumble	SF 36	3	36	0	36	2	* SF 21	Touchdown
7	15:00	12:25	2:35	Kickoff	SL 26	4	30	-10	20	1	SL 46	Punt
8	9:27	6:19	3:08	Punt	SL 18	5	9	5	14	2	SL 32	Punt
9	0:16	10:04	5:12	Punt	SL 20	9	32	0	32	2	SF 48	Punt
10	7:37	5:25	2:12	Punt	SF 29	4	8	0	8	0	SF 21	Field Goal
11	4:14	3:11	1:03	Punt	SL 39	3	9	0	9	0	SL 48	Punt
12	0:02	0:00	0:02	Fumble	SL 20	1	-1	0	-1	0	SL 20	End of Game

(385) Average SL 32

San Francisco 49ers

#	Time Recd	Time Lost	Time Poss	How Ball Obtained	Drive Began	# Play	Yds Gain	Yds Pen	Net Yds	1st Down	Last Scrm	How Given Up
1	15:00	10:32	4:28	Kickoff	SF 20	9	39	25	64	4	* SL 16	Field Goal
2	9:26	7:28	1:58	Punt	SF 23	4	8	0	8	1	SF 31	Punt
3	1:20	13:28	2:52	Kickoff	SF 20	5	7	0	7	1	SF 27	Punt
4	13:21	11:57	1:24	Interception	SL 35	3	35	0	35	1	SL 27	Touchdown
5	8:29	4:17	4:12	Interception	SF 39	6	14	0	14	1	SL 47	Punt
6	2:39	1:59	0:40	Punt	SF 41	2	-5	0	-5	0	50	Fumble
7	1:04	0:00	1:04	Kickoff	SF 32	6	31	0	31	3	SL 37	Missed FG
8	12:25	9:27	2:58	Punt	SF 20	5	30	-15	15	1	SF 35	Punt
9	6:19	0:16	6:03	Punt	SF 24	9	31	0	31	3	SL 45	Punt
10	10:04	7:37	2:27	Punt	SF 6	3	4	-4	0	0	SF 6	Punt
11	5:25	4:14	1:11	Kickoff	SF 21	3	6	0	6	0	SF 27	Punt
12	3:11	0:02	3:09	Punt	SF 12	9	59	28	87	5	* SL 1	Fumble

(323) Average SF 27

* inside opponent's 20

Time of Possession by Quarter

Visitor	St. Louis Rams	1st	2nd	3rd	4th	OT	Total
Home	San Francisco 49ers	7:14	6:08	5:59	8:13		27:34
		7:46	8:52	9:01	6:47		32:26

Kickoff Drive No.-Start Average

Rams: 3 - SL 28 49ers: 4 - SF 23

St. Louis Rams vs San Francisco 49ers

11/2/2014 at Levi's Stadium

Final Defensive Statistics

St. Louis Rams

Regular Defensive Plays

Special Teams

Misc

	TKL	AST	COMB	SK	/ YDS	TFL	Q	IN	PD	FF	FR	TKL	AST	FF	FR	BL	TKL	AST	FF	FR
E.Gaines	6	0	6	0	0	0	0	0	1	0	0	0	0	0	0	0	0	0	0	0
J.Laurinaitis	5	1	6	1	8	1	1	0	0	0	1	0	0	0	0	0	0	0	0	0
R.McLeod	5	1	6	0	0	0	0	0	0	0	0	0	0	0	0	0	0	0	0	0
L.Joyner	4	1	5	0	0	0	0	0	1	0	0	0	0	0	0	0	0	0	0	0
J.Dunbar	3	2	5	0	0	0	0	0	0	0	0	0	0	0	0	0	0	0	0	0
R.Quinn	4	0	4	2	18	1	2	0	1	1	0	0	0	0	0	0	0	0	0	0
T.McDonald	4	0	4	0	0	0	0	0	0	0	0	0	0	0	0	0	0	0	0	0
T.Johnson	3	0	3	0	0	0	0	0	0	0	0	0	0	0	0	0	0	0	0	0
E.Sims	2	1	3	1	3	1	1	0	0	0	1	0	0	0	0	0	0	0	0	0
K.Langford	2	1	3	0	0	0	0	0	0	0	0	0	0	0	0	0	0	0	0	0
A.Donald	2	0	2	1	9	1	1	0	0	0	0	0	0	0	0	0	0	0	0	0
M.Brockers	2	0	2	1	4	1	1	0	0	0	0	0	0	0	0	0	0	0	0	0
A.Ogletree	2	0	2	0	0	0	0	0	1	0	0	0	0	0	0	0	0	0	0	0
W.Hayes	1	1	2	1	7	1	1	0	0	0	0	0	0	0	0	0	0	0	0	0
[Blank]	0	0	0	0	0	0	1	0	0	0	0	0	0	0	0	0	0	0	0	0
C.Reynolds	0	0	0	0	0	0	0	0	0	0	0	1	1	0	0	0	0	0	0	0
B.Cunningham	0	0	0	0	0	0	0	0	0	0	0	1	0	0	0	0	0	0	0	0
W.Herring	0	0	0	0	0	0	0	0	0	0	0	1	0	0	0	0	0	0	0	0
M.Barron	0	0	0	0	0	0	0	0	0	0	0	1	0	0	0	0	0	0	0	0
C.Harkey	0	0	0	0	0	0	0	0	0	0	0	0	0	0	0	0	1	0	0	0
G.Robinson	0	0	0	0	0	0	0	0	0	0	0	0	0	0	0	0	1	0	0	0
Team Sacks	1	0	0	1	5			0	0	0	0	0	0	0	0	0	0	0	0	0
Total	46	8	53	8	54	6	8	0	4	1	2	4	1	0	0	0	2	0	0	0

TKL = Tackle AST = Assist COMB = Combined QH=QB Hit IN = Interception PD = Pass Defense FF = Forced Fumble FR = Fumble Recovery

San Francisco 49ers

Regular Defensive Plays

Special Teams

Misc

	TKL	AST	COMB	SK	/ YDS	TFL	QH	IN	PD	FF	FR	TKL	AST	FF	FR	BL	TKL	AST	FF	FR
C.Borland	15	3	18	0	0	3	0	0	0	0	0	0	0	0	0	0	0	0	0	0
A.Bethea	5	1	6	0	0	1	0	1	2	0	0	0	0	0	0	0	0	0	0	0
M.Wilhoite	3	2	5	0	0	0	0	0	1	0	0	0	0	0	0	0	0	0	0	0
I.Williams	2	2	4	0	0	0	0	0	0	0	0	0	0	0	0	0	0	0	0	0
R.McDonald	1	2	3	0	0	1	1	0	0	0	0	0	0	0	0	0	0	0	0	0
E.Reid	2	0	2	0	0	0	0	0	0	0	0	1	0	0	0	0	0	0	0	0
D.Skuta	1	1	2	0	0	0	1	0	0	0	0	0	0	0	0	0	0	0	0	0
C.Culliver	1	1	2	0	0	0	0	0	0	0	0	0	0	0	0	0	0	0	0	0
A.Lynch	1	0	1	1	3	1	2	0	1	0	0	0	0	0	0	0	0	0	0	0
P.Cox	1	0	1	0	0	0	0	1	1	0	0	0	0	0	0	0	0	0	0	0
J.Ward	1	0	1	0	0	0	0	0	0	0	0	1	0	0	0	0	0	0	0	0
J.Smith	1	0	1	0	0	0	0	0	0	0	0	0	0	0	0	0	0	0	0	0
A.Brooks	0	1	1	0	0	0	0	0	0	0	0	0	0	0	0	0	0	0	0	0
N.Moody	0	0	0	0	0	0	0	0	0	0	0	2	0	0	0	0	0	0	0	0
C.Lemonier	0	0	0	0	0	0	0	0	0	0	0	1	0	0	0	0	0	0	0	0
D.Carrier	0	0	0	0	0	0	0	0	0	0	0	1	0	0	0	0	0	0	0	0
C.Dahl	0	0	0	0	0	0	0	0	0	0	0	1	0	0	0	0	0	0	0	0
A.Davis	0	0	0	0	0	0	0	0	0	0	0	0	0	0	0	0	1	0	0	0
C.Kaepernick	0	0	0	0	0	0	0	0	0	0	0	0	0	0	0	0	0	0	0	1
Total	34	13	47	1	3	6	4	2	5	0	0	7	0	0	0	0	1	0	0	1

11/2/2014 at Levi's Stadium

PERIOD SCORES

TIME OF POSSESSION

– Scoring Plays

	St. Louis Rams	San Francisco 49ers
TOTAL FIRST DOWNS	8	11
First Downs Rushing-Passing-by Penalty	1 - 6 - 1	2 - 8 - 1
THIRD DOWN EFFICIENCY	2-5-40%	2-6-33%
TOTAL NET YARDS	106	129
Total Offensive Plays	27	33
NET YARDS RUSHING	35	44
NET YARDS PASSING	71	85
Gross Yards Passing	74	126
Times thrown-yards lost attempting to pass	1-3	6-41
Pass Attempts-Completions-Had Intercepted	15 - 7 - 2	16 - 11 - 0
Punts-Number and Average	2 - 53	3 - 49.7
Penalties-Number and Yards	5 - 40	2 - 10
Fumbles-Number and Lost	0 - 0	1 - 1
Red Zone Efficiency	1-2-50%	0-1-0%
Average Drive Start	SL 32	SF 34

[illegible]

11/2/2014 at Levi's Stadium[illegible]

Play By Play

First Quarter

11/2/2014

SL wins the coin toss and elects to defer. SF elects to Receive, and SL elects to defend the north goal.

G.Zuerlein kicks 65 yards from SL 35 to end zone, Touchback.

San Francisco 49ers at 15:00

1-10-SF 20	(15:00) F.Gore left tackle to SF 21 for 1 yard (R.Quinn).	
2-9-SF 21	(14:23) (Shotgun) C.Kaepernick pass short right to B.Ellington to SF 30 for 9 yards (J.Laurinaitis). Caught at SF 19. 11-yds YAC	P1
1-10-SF 30	(13:43) <i>PENALTY on SL-A.Donald, Neutral Zone Infraction, 5 yards, enforced at SF 30 - No Play.</i>	
1-5-SF 35	(13:18) F.Gore right end to SF 44 for 9 yards (E.Gaines, W.Hayes).	R2
1-10-SF 44	(12:35) (Shotgun) C.Kaepernick pass short middle to M.Crabtree to SL 41 for 15 yards (E.Gaines). Caught at SL 43. 2-yds YAC	P3
1-10-SL 41	(11:57) C.Kaepernick pass short right to C.Hyde to SL 36 for 5 yards (R.McLeod, J.Dunbar). <i>PENALTY on SL-E.Sims, Unnecessary Roughness, 15 yards, enforced at SL 36. Caught at SL 42. 6-yds YAC</i>	X4
1-10-SL 21	(11:48) F.Gore left tackle to SL 21 for no gain (A.Ogletree).	
2-10-SL 21	(10:46) (Shotgun) C.Kaepernick pass incomplete short right to A.Boldin (L.Joyner). Timeout #1 by SF at 10:42.	
3-10-SL 21	(10:42) (Shotgun) C.Kaepernick pass incomplete deep right to M.Crabtree.	
4-10-SL 21	(10:37) <i>(Field Goal formation) PENALTY on SL-D.Bates, Defensive Offside, 5 yards, enforced at SL 21 - No Play.</i>	
4-5-SL 16	(10:37) P.Dawson 34 yard field goal is GOOD, Center-K.Nelson, Holder-A.Lee.	

SL 0 SF 3, 9 plays, 64 yards, 3 penalties, 4:28 drive, 4:28 elapsed

P.Dawson kicks 59 yards from SF 35 to SL 6. B.Cunningham to SL 25 for 19 yards (C.Lemonier).

St. Louis Rams at 10:32, (1st play from scrimmage 10:27)

1-10-SL 25	(10:27) T.Austin right end to SL 29 for 4 yards (A.Bethea).
2-6-SL 29	(9:50) A.Davis pass incomplete short right to J.Cook (A.Lynch).
3-6-SL 29	(9:47) (Shotgun) A.Davis pass incomplete short right to C.Givens [A.Lynch].
4-6-SL 29	(9:40) J.Hekker punts 60 yards to SF 11, Center-J.McQuaide. B.Ellington to SF 23 for 12 yards (B.Cunningham, C.Reynolds).

San Francisco 49ers at 9:26

1-10-SF 23	(9:26) C.Kaepernick pass short right to A.Boldin to SF 36 for 13 yards (R.McLeod). Caught at SF 29. 7-yds YAC	P5
1-10-SF 36	(8:44) C.Kaepernick sacked at SF 29 for -7 yards (W.Hayes).	
2-17-SF 29	(8:00) (Shotgun) C.Kaepernick pass incomplete short left to V.Davis (A.Ogletree).	
3-17-SF 29	(7:55) (Shotgun) C.Kaepernick scrambles up the middle to SF 31 for 2 yards (A.Donald). <i>Penalty on SF-A.Boone, Illegal Use of Hands, declined.</i>	
4-15-SF 31	(7:33) A.Lee punts 44 yards to SL 25, Center-K.Nelson, out of bounds.	

St. Louis Rams at 7:28

1-10-SL 25	(7:28) T.Mason up the middle to SL 29 for 4 yards (C.Borland).	
2-6-SL 29	(6:54) T.Mason left guard to SL 34 for 5 yards (M.Wilhoite; R.McDonald).	
3-1-SL 34	(6:12) (Shotgun) A.Davis pass short middle to S.Bailey to SL 41 for 7 yards (D.Skuta). Caught at SL 39. 2-yds YAC	P1
1-10-SL 41	(5:35) <i>PENALTY on SF-R.McDonald, Neutral Zone Infraction, 5 yards, enforced at SL 41 - No Play.</i>	
1-5-SL 46	(5:25) T.Mason left end to SF 48 for 6 yards (M.Wilhoite).	R2
1-10-SF 48	(4:44) T.Mason up the middle to 50 for -2 yards (C.Borland).	
2-12-50	(4:04) (Shotgun) A.Davis scrambles up the middle to SF 40 for 10 yards (E.Reid). SL-A.Davis was injured during the play. His return is Probable. <i>PENALTY on SF-J.Ward, Defensive Holding, 5 yards, enforced at SF 40.</i>	X3
1-10-SF 35	(3:39) #14 S.Hill in at QB. T.Mason right tackle to SF 31 for 4 yards (C.Borland; A.Bethea).	
2-6-SF 31	(2:59) #9 A.Davis back in at QB. (Shotgun) A.Davis pass short right to J.Cook to SF 22 for 9 yards (C.Borland). Caught at SF 25. 3-yds YAC	P4
1-10-SF 22	(2:18) A.Davis pass incomplete short left to L.Kendricks (M.Wilhoite) [D.Skuta].	
2-10-SF 22	(2:12) (Shotgun) A.Davis pass short right to J.Cook to SF 19 for 3 yards (A.Bethea). 0-yds YAC	
3-7-SF 19	(1:30) (Shotgun) A.Davis pass incomplete short left to C.Givens.	
4-7-SF 19	(1:25) G.Zuerlein 37 yard field goal is GOOD, Center-J.McQuaide, Holder-J.Hekker.	

SL 3 SF 3, 12 plays, 56 yards, 2 penalties, 6:08 drive, 13:40 elapsed

G.Zuerlein kicks 69 yards from SL 35 to SF -4. B.Ellington to SF 20 for 24 yards (W.Herring).

San Francisco 49ers at 1:20, (1st play from scrimmage 1:14)

1-10-SF 20	(1:14) C.Hyde left guard to SF 24 for 4 yards (J.Dunbar).	
2-6-SF 24	(:41) F.Gore left end to SF 35 for 11 yards (T.McDonald).	R6

St. Louis Rams vs San Francisco 49ers at Levi's Stadium

END OF QUARTER

	Score	Time Poss	First Downs				Efficiencies	
			R	P	X	T	3 Down	4 Down
St. Louis Rams	3	7:14	1	2	1	4	1/3	0/0
San Francisco 49ers	3	7:46	2	3	1	6	0/2	0/0

Second Quarter

11/2/2014

Play By Play

San Francisco 49ers continued.

- 1-10-SF 35 (15:00) F.Gore left end to SF 35 for no gain (R.Quinn).
- 2-10-SF 35 (14:20) C.Kaepernick pass incomplete short right to C.Hyde.
- 3-10-SF 35 (14:16) (Shotgun) C.Kaepernick sacked at SF 27 for -8 yards (J.Laurinaitis).
- 4-18-SF 27 (13:40) A.Lee punts 58 yards to SL 15, Center-K.Nelson. T.Austin pushed ob at SL 25 for 10 yards (N.Moody).

St. Louis Rams at 13:28

- 1-10-SL 25 (13:28) A.Davis pass short right intended for T.Austin INTERCEPTED by A.Bethea at SL 35. A.Bethea to SL 35 for no gain (C.Harkey).

San Francisco 49ers at 13:21

- 1-10-SL 35 (13:21) C.Kaepernick scrambles left end pushed ob at SL 32 for 3 yards (T.Johnson, J.Dunbar).
- 2-7-SL 32 (12:47) (Shotgun) C.Kaepernick pass short left to M.Crabtree to SL 27 for 5 yards (T.Johnson). Caught at SL 32. 5-yds YAC
- 3-2-SL 27 (12:05) C.Kaepernick pass deep middle to A.Boldin for 27 yards, TOUCHDOWN. Caught at SL 11. 11-yds YAC P7
- P.Dawson extra point is GOOD, Center-K.Nelson, Holder-A.Lee.

SL 3 SF 10, 3 plays, 35 yards, 1:24 drive, 3:03 elapsed

P.Dawson kicks 70 yards from SF 35 to SL -5. B.Cunningham to SL 32 for 37 yards (J.Ward).

St. Louis Rams at 11:57, (1st play from scrimmage 11:50)

- 1-10-SL 32 (11:50) T.Mason left tackle to SL 35 for 3 yards (J.Smith).
- 2-7-SL 35 (11:18) T.Mason right end to SL 37 for 2 yards (C.Borland).
- 3-5-SL 37 (10:33) (Shotgun) A.Davis pass short right to T.Watts to SL 43 for 6 yards (C.Borland). Caught at SL 41. 2-yds YAC P5
- 1-10-SL 43 (9:56) (Shotgun) A.Davis pass incomplete short right to K.Britt (A.Bethea).
- 2-10-SL 43 (9:51) (Shotgun) A.Davis pass short left to K.Britt to SF 46 for 11 yards (C.Culliver). 0-yds YAC P6
- 1-10-SF 46 (9:11) (Shotgun) T.Mason left end to SF 40 for 6 yards (C.Culliver).
- PENALTY on SL-G.Robinson, Offensive Holding, 10 yards, enforced at SF 46 - No Play.
- 1-20-SL 44 (8:41) (Shotgun) A.Davis pass deep right intended for K.Britt INTERCEPTED by P.Cox at SF 29. P.Cox to SF 39 for 10 yards (G.Robinson).

San Francisco 49ers at 8:29

- 1-10-SF 39 (8:29) F.Gore up the middle to SF 43 for 4 yards (J.Laurinaitis).
- 2-6-SF 43 (7:43) (Shotgun) C.Kaepernick sacked at SF 38 for -5 yards.
- Penalty on SF-J.Staley, Offensive Holding, declined.
- 3-11-SF 38 (7:22) (Shotgun) C.Kaepernick pass short left to M.Crabtree to 50 for 12 yards (L.Joyner). P8
- 1-10-50 (6:45) F.Gore right end to SL 49 for 1 yard (K.Langford).
- 2-9-SL 49 (5:44) C.Kaepernick pass short right to V.Davis to SL 43 for 6 yards (T.McDonald, K.Langford). 0-yds YAC
- 3-3-SL 43 (5:07) (Shotgun) C.Kaepernick sacked at SL 47 for -4 yards (R.Quinn).
- 4-7-SL 47 (4:28) A.Lee punts 47 yards to end zone, Center-K.Nelson, Touchback.

St. Louis Rams at 4:17

- 1-10-SL 20 (4:17) T.Mason up the middle to SL 21 for 1 yard (C.Borland).
- 2-9-SL 21 (3:39) (Shotgun) A.Davis pass incomplete short middle to J.Cook [R.McDonald].
- 3-9-SL 21 (3:34) (Shotgun) PENALTY on SL-J.Barksdale, False Start, 5 yards, enforced at SL 21 - No Play.
- 3-14-SL 16 (3:33) (Shotgun) A.Davis sacked at SL 13 for -3 yards (A.Lynch).
- 4-17-SL 13 (2:51) J.Hekker punts 46 yards to SF 41, Center-J.McQuaide, downed by SL-M.McFadden.

San Francisco 49ers at 2:39

- 1-10-SF 41 (2:39) (Shotgun) C.Kaepernick right end pushed ob at 50 for 9 yards (L.Joyner).
- 2-1-50 (2:06) (Shotgun) C.Kaepernick sacked at SF 40 for -10 yards (R.Quinn). FUMBLES (R.Quinn) [R.Quinn], RECOVERED by SL-E.Sims at SF 36. E.Sims to SF 36 for no gain (A.Davis). C.Kaepernick charged with 14-vd sack.

Two-Minute Warning

St. Louis Rams at 1:59

- 1-10-SF 36 (1:59) (Shotgun) A.Davis pass short right to B.Cunningham to SF 19 for 17 yards (C.Borland). P7
- 1-10-SF 19 (1:17) B.Cunningham up the middle to SF 21 for -2 yards (A.Bethea, D.Skuta).
- Timeout #1 by SL at 01:11.
- 2-12-SF 21 (1:11) (Shotgun) A.Davis pass short left to K.Britt for 21 yards, TOUCHDOWN. Caught at SF 16. 16-yds YAC P8
- G.Zuerlein extra point is GOOD, Center-J.McQuaide, Holder-J.Hekker.

SL 10 SF 10, 3 plays, 36 yards, 0:55 drive, 13:56 elapsed

G.Zuerlein kicks 71 yards from SL 35 to SF -6. B.Ellington to SF 32 for 38 yards (M.Barron).

St. Louis Rams vs San Francisco 49ers at Levi's Stadium

San Francisco 49ers at 1:04, (1st play from scrimmage 0:58)

1-10-SF 32	(:58) (Shotgun) C.Kaepernick pass short left to B.Lloyd ran ob at SF 42 for 10 yards. 0-yds YAC	P9
<u>1-10-SF 42</u>	(:54) (Shotgun) C.Kaepernick pass short middle to A.Boldin to SL 47 for 11 yards (L.Joyner). Caught at SF 46. 7-yds YAC	P10
<u>1-10-SL 47</u>	(:30) (No Huddle, Shotgun) C.Kaepernick pass short right to V.Davis to SL 34 for 13 yards (E.Gaines, J.Laurinaitis). Caught at SL 37. 3-yds YAC Timeout #2 by SF at 00:23.	P11
<u>1-10-SL 34</u>	(:23) (Shotgun) C.Kaepernick pass incomplete deep right to M.Crabtree.	
2-10-SL 34	(:19) (Shotgun) C.Kaepernick sacked at SL 37 for -3 yards (E.Sims). Timeout #3 by SF at 00:03.	
3-13-SL 37	(:03) P.Dawson 55 yard field goal is No Good, Center-K.Nelson, Holder-A.Lee. T.Austin at SL -9 to SL 1 for 10 yards (D.Carrier). The Replay Official challenged the safety ruling, and the play was Upheld. The ruling on the field stands.	

END OF QUARTER

	Score	Time Poss	First Downs				Efficiencies	
			R	P	X	T	3 Down	4 Down
St. Louis Rams	10	6:08	0	4	0	4	1/2	0/0
San Francisco 49ers	10	8:52	0	5	0	5	2/4	0/0

Third Quarter

11/2/2014

Play By Play

SL elects to Receive, and SF elects to defend the North goal.

P.Dawson kicks 61 yards from SF 35 to SL 4. B.Cunningham to SL 26 for 22 yards (N.Moody).

St. Louis Rams at 15:00, (1st play from scrimmage 14:54)

1-10-SL 26	(14:54) T.Mason right guard to SL 47 for 21 yards (E.Reid).	R9
<u>1-10-SL 47</u>	(14:18) T.Mason up the middle to SF 48 for 5 yards (M.Wilhoite).	
2-5-SF 48	(13:45) T.Mason up the middle to SF 42 for 6 yards (A.Brooks).	
	<i>PENALTY on SL-S.Wells, Offensive Holding, 10 yards, enforced at SF 48 - No Play.</i>	
2-15-SL 42	(13:21) (Shotgun) A.Davis pass short left to T.Austin to SL 46 for 4 yards (C.Borland). Caught at SL 41. 5-yds YAC	
3-11-SL 46	(12:41) (Shotgun) A.Davis pass incomplete short right to J.Cook.	
4-11-SL 46	(12:33) J.Hekker punts 54 yards to end zone, Center-J.McQuaide, Touchback.	

San Francisco 49ers at 12:25

1-10-SF 20	(12:25) F.Gore up the middle to SF 34 for 14 yards (R.McLeod).	
	<i>PENALTY on SF-A.Boone, Offensive Holding, 10 yards, enforced at SF 20 - No Play.</i>	
1-20-SF 10	(12:01) C.Kaepernick pass short middle to F.Gore to SF 19 for 9 yards (T.Johnson). Caught at SF 10. 9-yds YAC	
2-11-SF 19	(11:19) C.Kaepernick pass short right to S.Johnson to SF 30 for 11 yards (E.Gaines). Caught at SF 24. 6-yds YAC	P12
<u>1-10-SF 30</u>	(11:00) F.Gore up the middle to SF 33 for 3 yards (E.Sims).	
2-7-SF 33	(10:24) C.Kaepernick pass incomplete short right to M.Crabtree.	
3-7-SF 33	(10:20) (Shotgun) <i>PENALTY on SF-M.Martin, False Start, 5 yards, enforced at SF 33 - No Play.</i>	
	Timeout #1 by SF at 10:17.	
3-12-SF 28	(10:17) (Shotgun) C.Kaepernick pass short left to M.Crabtree to SF 35 for 7 yards (T.McDonald). Caught at SF 26. 9-yds YAC	
4-5-SF 35	(9:39) A.Lee punts 52 yards to SL 13, Center-K.Nelson. T.Austin to SL 18 for 5 yards (C.Dahl).	

St. Louis Rams at 9:27

1-10-SL 18	(9:27) A.Davis pass short left to L.Kendricks to SL 25 for 7 yards (C.Borland). Caught at SL 19. 6-yds YAC	
2-3-SL 25	(8:47) T.Mason left guard to SL 30 for 5 yards (I.Williams).	R10
<u>1-10-SL 30</u>	(8:10) A.Davis pass short middle to T.Mason to SL 35 for 5 yards (C.Borland) [T.Jerod-Eddie].	
	<i>PENALTY on SF-C.Culliver, Defensive Holding, 5 yards, enforced at SL 30 - No Play. 0-yds YAC</i>	X11
<u>1-10-SL 35</u>	(7:51) T.Mason left guard to SL 35 for no gain (I.Williams).	
2-10-SL 35	(7:08) (Shotgun) A.Davis pass incomplete short left to T.Mason.	
3-10-SL 35	(7:04) (Shotgun) B.Cunningham left guard to SL 32 for -3 yards (R.McDonald).	
4-13-SL 32	(6:27) J.Hekker punts 44 yards to SF 24, Center-J.McQuaide, fair catch by B.Ellington.	

San Francisco 49ers at 6:19

1-10-SF 24	(6:19) C.Kaepernick pass short right to A.Boldin to SF 38 for 14 yards (E.Gaines, E.Sims). Caught at SF 24. 14-yds YAC	P13
<u>1-10-SF 38</u>	(5:33) F.Gore up the middle to SF 42 for 4 yards (M.Brockers).	
2-6-SF 42	(4:49) C.Kaepernick pass short right to B.Miller pushed ob at SF 47 for 5 yards (J.Dunbar). Caught at SF 43. 4-yds YAC	
3-1-SF 47	(4:20) F.Gore right guard to 50 for 3 yards (J.Laurinaitis).	R14
<u>1-10-50</u>	(3:41) F.Gore up the middle to SL 47 for 3 yards (K.Langford).	
2-7-SL 47	(3:02) C.Hyde left end to SL 34 for 13 yards (R.McLeod).	R15
<u>1-10-SL 34</u>	(2:30) C.Kaepernick sacked at SL 43 for -9 yards (A.Donald).	
2-19-SL 43	(1:45) (Shotgun) F.Gore right tackle to SL 41 for 2 yards (A.Ogletree).	
3-17-SL 41	(1:01) (Shotgun) C.Kaepernick FUMBLES (Aborted) at SL 45, and recovers at SL 45.	
4-21-SL 45	(:25) A.Lee punts 45 yards to end zone, Center-K.Nelson, Touchback. SL-W.Hayes was injured during the play. His return is Questionable.	

St. Louis Rams at 0:16

1-10-SL 20	(:16) T.Mason right guard to SL 25 for 5 yards (C.Borland, I.Williams).
------------	---

END OF QUARTER

	Score	Time	First Downs				Efficiencies	
		Poss	R	P	X	T	3 Down	4 Down
St. Louis Rams	10	5:59	2	0	1	3	0/2	0/0
San Francisco 49ers	10	9:01	2	2	0	4	1/3	0/0

Fourth Quarter

11/2/2014

Play By Play

St. Louis Rams continued.

2-5-SL 25	(15:00) (Shotgun) T.Mason right guard to SL 28 for 3 yards (C.Borland; R.McDonald).	
3-2-SL 28	(14:23) (Shotgun) A.Davis pass short left to B.Cunningham to SL 41 for 13 yards (J.Ward). Caught at SL 24. 17-yds YAC	P12
<u>1-10-SL 41</u>	(13:44) T.Austin right end pushed ob at SL 44 for 3 yards (A.Bethea).	
2-7-SL 44	(13:14) T.Mason up the middle to SL 47 for 3 yards (C.Borland).	
3-4-SL 47	(12:31) (Shotgun) A.Davis pass short right to T.Austin to SF 46 for 7 yards (A.Bethea). 0-yds YAC	P13
<u>1-10-SF 46</u>	(11:51) T.Mason left tackle to SF 47 for -1 yards (M.Wilhoite; C.Culliver). SF-D.Skuta was injured during the play. His return is Questionable.	
2-11-SF 47	(11:32) (Shotgun) A.Davis pass short right to T.Mason to SL 45 for -8 yards (C.Borland). 0-yds YAC	
3-19-SL 45	(10:46) (Shotgun) B.Cunningham left guard to SF 48 for 7 yards (C.Borland).	
4-12-SF 48	(10:12) J.Hekker punts 37 yards to SF 11, Center-J.McQuaide, fair catch by B.Ellington. <i>PENALTY on SF-B.Ellington, Unsportsmanlike Conduct, 5 yards, enforced at SF 11.</i>	

San Francisco 49ers at 10:04

1-10-SF 6	(10:04) <i>PENALTY on SF-M.Iupati, False Start, 3 yards, enforced at SF 6 - No Play.</i>	
1-13-SF 3	(10:04) <i>PENALTY on SF-F.Gore, False Start, 1 yard, enforced at SF 3 - No Play.</i>	
1-14-SF 2	(10:04) F.Gore up the middle to SF 5 for 3 yards (R.McLeod).	
2-11-SF 5	(9:24) C.Kaepernick sacked at SF 1 for -4 yards (M.Brockers).	
3-15-SF 1	(8:38) F.Gore right tackle to SF 6 for 5 yards (T.McDonald).	
4-10-SF 6	(8:00) A.Lee punts 55 yards to SL 39, Center-K.Nelson. T.Austin pushed ob at SF 44 for 17 yards (L.McCray). <i>Penalty on SL-D.Bates, Illegal Block Above the Waist, offsetting, enforced at SF 6 - No Play.</i> <i>Penalty on SF, Illegal Block Above the Waist, offsetting.</i>	
4-10-SF 6	(7:45) A.Lee punts 23 yards to SF 29, Center-K.Nelson, out of bounds.	

St. Louis Rams at 7:37

1-10-SF 29	(7:37) T.Mason left guard to SF 28 for 1 yard (M.Wilhoite, A.Brooks).	
2-9-SF 28	(6:57) T.Mason up the middle to SF 29 for -1 yards (C.Borland). Timeout #1 by SL at 06:13.	
3-10-SF 29	(6:13) (Shotgun) A.Davis pass short left to B.Cunningham to SF 21 for 8 yards (C.Borland). Caught at SF 30. 9-yds YAC	
4-2-SF 21	(5:30) G.Zuerlein 39 yard field goal is GOOD, Center-J.McQuaide, Holder-J.Hekker.	

SL 13 SF 10, 4 plays, 8 yards, 2:12 drive, 9:35 elapsed

G.Zuerlein kicks 66 yards from SL 35 to SF -1. B.Ellington to SF 21 for 22 yards (C.Reynolds). #25 T.J.McDonald to Hold on Kickoff.

San Francisco 49ers at 5:25, (1st play from scrimmage 5:20)

1-10-SF 21	(5:20) C.Kaepernick pass short right to D.Carrier to SF 27 for 6 yards (J.Dunbar). 0-yds YAC	
2-4-SF 27	(4:34) C.Kaepernick pass incomplete short middle to F.Gore (R.Quinn).	
3-4-SF 27	(4:28) (Shotgun) C.Kaepernick pass incomplete short left to M.Crabtree.	
4-4-SF 27	(4:26) A.Lee punts 45 yards to SL 28, Center-K.Nelson. T.Austin pushed ob at SL 39 for 11 yards (E.Reid).	

St. Louis Rams at 4:14

1-10-SL 39	(4:14) T.Mason right tackle to SL 40 for 1 yard (I.Williams; C.Borland).	
2-9-SL 40	(3:30) B.Cunningham up the middle to SL 48 for 8 yards (P.Cox). Timeout #2 by SF at 03:23.	
3-1-SL 48	(3:23) A.Davis pass incomplete short right to C.Harkey.	
4-1-SL 48	(3:19) J.Hekker punts 40 yards to SF 12, Center-J.McQuaide, fair catch by B.Ellington.	

San Francisco 49ers at 3:11

1-10-SF 12	(3:11) (Shotgun) C.Kaepernick pass short left to S.Johnson to SF 37 for 25 yards (L.Joyner; R.McLeod). Caught at SF 22. 15-yds YAC	P16
<u>1-10-SF 37</u>	(2:38) (No Huddle, Shotgun) C.Kaepernick pass incomplete short right to S.Johnson.	
2-10-SF 37	(2:34) (Shotgun) C.Kaepernick pass short right to A.Boldin to SF 45 for 8 yards (R.McLeod). Caught at SF 40. 5-yds YAC	
3-2-SF 45	(2:01) (No Huddle, Shotgun) C.Kaepernick pass incomplete short left to M.Crabtree. <i>PENALTY on SL-L.Joyner, Defensive Holding, 5 yards, enforced at SF 45 - No Play.</i>	X17

Two-Minute Warning

<u>1-10-50</u>	(1:58) (Shotgun) C.Kaepernick pass incomplete deep right to M.Crabtree. <i>PENALTY on SF-A.Davis, Illegal Formation, 5 yards, enforced at 50 - No Play.</i>	
1-15-SF 45	(1:54) (Shotgun) C.Kaepernick pass short left to A.Boldin to SL 35 for 20 yards (J.Laurinaitis). Caught at 50. 15-yds YAC	P18
<u>1-10-SL 35</u>	(1:24) (No Huddle, Shotgun) C.Kaepernick pass short right to S.Johnson to SL 30 for 5 yards (E.Gaines). 0-yds YAC	

St. Louis Rams vs San Francisco 49ers at Levi's Stadium

2-5-SL 30	(:56) (No Huddle, Shotgun) C.Kaepernick pass incomplete deep right to S.Johnson (E.Gaines). SL-E.Gaines was injured during the play. Timeout #2 by SL at 00:51.	
3-5-SL 30	(:51) (Shotgun) C.Kaepernick pass incomplete deep left to M.Crabtree. <i>PENALTY on SL-T.Johnson, Defensive Pass Interference, 25 yards, enforced at SL 30 - No Play.</i>	X19
<u>1-5-SL 5</u>	(:46) (Shotgun) C.Kaepernick pass incomplete short left to M.Crabtree. <i>PENALTY on SL-T.Johnson, Defensive Holding, 3 yards, enforced at SL 5 - No Play.</i>	X20
<u>1-2-SL 2</u>	(:42) (Shotgun) C.Kaepernick pass short right to M.Crabtree to SL 1 for 1 yard (L.Joyner). The Replay Official challenged the runner broke the plane ruling, and the play was Upheld. The ruling on the field stands.	
2-1-SL 1	(:14) J.Martin reported in as eligible. C.Kaepernick pass incomplete short right to F.Gore.	
3-1-SL 1	(:09) J.Martin reported in as eligible. C.Kaepernick up the middle to SL 1 for no gain. FUMBLES, RECOVERED by SL-J.Laurinaitis at SL 0. Touchback. The Replay Official challenged the fumble ruling, and the play was Upheld. The ruling on the field stands.	

St. Louis Rams at 0:02

1-10-SL 20 (:02) A.Davis kneels to SL 19 for -1 yards.

END OF QUARTER

	Score	Time	First Downs				Efficiencies	
		Poss	R	P	X	T	3 Down	4 Down
St. Louis Rams	13	8:13	0	2	0	2	2/5	0/0
San Francisco 49ers	10	6:47	0	2	3	5	0/3	0/0

Miscellaneous Statistics Report

St. Louis Rams vs San Francisco 49ers

11/2/2014 at Levi's Stadium

Ten Longest Plays for St. Louis Rams

Yards	Qtr	Play Start	Play Description
21	2	2-12-SF 21	(1:11) (Shotgun) A.Davis pass short left to K.Britt for 21 yards, TOUCHDOWN. Caught at SF 16. 16-yds YAC
21	3	1-10-SL 26	(14:54) T.Mason right guard to SL 47 for 21 yards (E.Reid).
17	2	1-10-SF 36	(1:59) (Shotgun) A.Davis pass short right to B.Cunningham to SF 19 for 17 yards (C.Borland).
15	1	2-12-50	(4:04) (Shotgun) A.Davis scrambles up the middle to SF 40 for 10 yards (E.Reid). SL-A.Davis was injured during the play. His return is Probable. PENALTY on SF-J.Ward, Defensive Holding, 5 yards, enforced at SF 40.
13	4	3-2-SL 28	(14:23) (Shotgun) A.Davis pass short left to B.Cunningham to SL 41 for 13 yards (J.Ward). Caught at SL 24. 17-yds YAC
11	2	2-10-SL 43	(9:51) (Shotgun) A.Davis pass short left to K.Britt to SF 46 for 11 yards (C.Culliver). 0-yds YAC
9	1	2-6-SF 31	(2:59) #9 A.Davis back in at QB. (Shotgun) A.Davis pass short right to J.Cook to SF 22 for 9 yards (C.Borland). Caught at SF 25. 3-yds YAC
8	4	3-10-SF 29	(6:13) (Shotgun) A.Davis pass short left to B.Cunningham to SF 21 for 8 yards (C.Borland). Caught at SF 30. 9-yds YAC
8	4	2-9-SL 40	(3:30) B.Cunningham up the middle to SL 48 for 8 yards (P.Cox).
7	1	3-1-SL 34	(6:12) (Shotgun) A.Davis pass short middle to S.Bailey to SL 41 for 7 yards (D.Skuta). Caught at SL 39. 2-yds YAC

Ten Longest Plays for San Francisco 49ers

Yards	Qtr	Play Start	Play Description
27	2	3-2-SL 27	(12:05) C.Kaepernick pass deep middle to A.Boldin for 27 yards, TOUCHDOWN. Caught at SL 11. 11-yds YAC
25	4	1-10-SF 12	(3:11) (Shotgun) C.Kaepernick pass short left to S.Johnson to SF 37 for 25 yards (L.Joyner; R.McLeod). Caught at SF 22. 15-
20	1	1-10-SL 41	(11:57) C.Kaepernick pass short right to C.Hyde to SL 36 for 5 yards (R.McLeod, J.Dunbar).
20	4	1-15-SF 45	(1:54) (Shotgun) C.Kaepernick pass short left to A.Boldin to SL 35 for 20 yards (J.Laurinaitis). Caught at 50. 15-yds YAC
15	1	1-10-SF 44	(12:35) (Shotgun) C.Kaepernick pass short middle to M.Crabtree to SL 41 for 15 yards (E.Gaines). Caught at SL 43. 2-yds
14	3	1-10-SF 24	(6:19) C.Kaepernick pass short right to A.Boldin to SF 38 for 14 yards (E.Gaines, E.Sims). Caught at SF 24. 14-yds YAC
13	1	1-10-SF 23	(9:26) C.Kaepernick pass short right to A.Boldin to SF 36 for 13 yards (R.McLeod). Caught at SF 29. 7-yds YAC
13	2	1-10-SL 47	(:30) (No Huddle, Shotgun) C.Kaepernick pass short right to V.Davis to SL 34 for 13 yards (E.Gaines, J.Laurinaitis). Caught at
13	3	2-7-SL 47	(3:02) C.Hyde left end to SL 34 for 13 yards (R.McLeod).
12	2	3-11-SF 38	(7:22) (Shotgun) C.Kaepernick pass short left to M.Crabtree to 50 for 12 yards (L.Joyner).

Touchdown Scoring Information

		Offense	Defense	Special Teams
VISITOR	St. Louis Rams	1	0	0
HOME	San Francisco 49ers	1	0	0

Player Scoring Information

Club	Player	TD	Rush TD	Rec TD	KO TD	Punt TD	Int TD	Fum TD	Misc TD	FG	XP	2Pt Rush	2Pt Rec	Sfty	Points
SL	G.Zuerlein	0	0	0	0	0	0	0	0	2	1	0	0	0	7
SL	K.Britt	0	0	1	0	0	0	0	0	0	0	0	0	0	6
SF	A.Boldin	0	0	1	0	0	0	0	0	0	0	0	0	0	6
SF	P.Dawson	0	0	0	0	0	0	0	0	1	1	0	0	0	4

Possession Detail

	First Half		Second Half		Game	
	Visitor	Home	Visitor	Home	Visitor	Home
Largest Lead	0	7	3	0	3	7
Drives Leading	0	3	2	0	2	3
Time of Possession Leading	0:00	6:50	1:05	0:00	1:05	6:50
Largest Deficit	-7	0	0	-3	-7	-3
Drives Trailing	5	0	0	2	5	2
Time of Possession Trailing	13:15	0:00	0:00	4:20	13:15	4:20
Times Score Tied Up		2		0		2
Lead Changes		2		1		3

Playtime Percentage

Percent of playtime per player on offense, defense and special teams

St. Louis Rams

San Francisco 49ers

		Offense		Defense		Special Teams		Offense		Defense		Special Teams			
D Joseph	G	55	100%			3	11%	J Staley	T	67	100%		4	14%	
J Barksdale	T	55	100%			3	11%	A Boone	G	67	100%		4	14%	
G Robinson	G	55	100%			3	11%	A Davis	T	67	100%		4	14%	
R Saffold	T	55	100%					M Iupati	G	67	100%		4	14%	
S Wells	C	55	100%					M Martin	C	67	100%		4	14%	
A Davis	QB	54	98%					C Kaepernick	QB	67	100%				
K Britt	WR	52	95%					V Davis	TE	66	99%				
J Cook	TE	40	73%					A Boldin	WR	57	85%				
T Mason	RB	38	69%					M Crabtree	WR	49	73%				
S Bailey	WR	35	64%			8	29%	F Gore	RB	36	54%				
T Austin	WR	32	58%			8	29%	C Hyde	RB	29	43%				
L Kendricks	TE	28	51%			3	11%	B Lloyd	WR	28	42%				
C Harkey	TE	19	35%			16	57%	S Johnson	WR	22	33%				
B Cunningham	RB	16	29%			13	46%	B Miller	FB	17	25%		9	32%	
C Givens	WR	14	25%			3	11%	V McDonald	TE	15	22%		8	29%	
T Watts	RB	1	2%			19	68%	D Carrier	TE	9	13%		23	82%	
S Hill	QB	1	2%					B Ellington	WR	5	7%		10	36%	
T McDonald	SS			67	100%	12	43%	J Martin	T	2	3%				
A Ogletree	LB			67	100%	2	7%	M Wilhoite	LB			55	100%	13	46%
J Laurinaitis	LB			67	100%			P Cox	CB			55	100%	5	18%
R McLeod	FS			65	97%	5	18%	C Culliver	CB			55	100%		
E Gaines	CB			62	93%	12	43%	E Reid	FS			54	98%	8	29%
R Quinn	DE			57	85%	6	21%	A Bethea	SS			54	98%		
T Johnson	CB			52	78%	9	32%	A Brooks	LB			51	93%	1	4%
E Sims	DE			52	78%	7	25%	C Borland	LB			50	91%	5	18%
A Donald	DT			47	70%	6	21%	R McDonald	DE			49	89%	4	14%
L Joyner	FS			38	57%	8	29%	J Smith	DE			39	71%		
M Brockers	DT			36	54%	1	4%	A Lynch	LB			31	56%	13	46%
J Dunbar	LB			33	49%			I Williams	NT			29	53%	5	18%
W Hayes	DE			32	48%	5	18%	D Skuta	LB			27	49%	10	36%
A Carrington	DT			22	33%	6	21%	J Ward	FS			26	47%	7	25%
K Langford	DT			22	33%			T Jerod-Eddie	DE			17	31%	9	32%
M Roberson	CB			16	24%	10	36%	D Johnson	CB			6	11%	12	43%
D Bates	LB			2	3%	25	89%	Q Dial	NT			6	11%	5	18%
W Herring	LB					25	89%	C Dahl	SS					24	86%
C Reynolds	RB					20	71%	N Moody	LB					20	71%
M McFadden	LB					18	64%	R Ventrone	SS					19	68%
J McQuaide	LS					9	32%	K Osgood	WR					19	68%
J Hekker	P					9	32%	L McCray	FS					17	61%
M Barron	SS					7	25%	A Lee	P					12	43%
G Zuerlein	K					7	25%	K Nelson	LS					12	43%
M Person	G					6	21%	C Lemonier	LB					7	25%
T Barnes	C					6	21%	P Dawson	K					7	25%
D Williams	WR					5	18%	J Looney	G					4	14%
B Jones	C					3	11%								



ST. LOUIS
RAMS

RAMS RECORDS

RAMS ALL-TIME LEADERS

Bold denotes player active with Rams

Italics denotes rookie

CAREER RUSHING

		Years	Att.	Yards	Avg.	Long	TD
1.	Jackson, Steven.....	2004-12	2,395	10,135	4.2	59t	56
2.	Dickerson, Eric.....	1983-87	1,525	7,245	4.8	85t	56
3.	Faulk, Marshall.....	1999-2006	1,447	6,959	4.8	71t	58
4.	McCutcheon, Lawrence	1973-79	1,435	6,186	4.3	48	23
5.	Bass, Dick	1960-69	1,218	5,417	4.5	73t	34
6.	Towler, Dan.....	1950-55	672	3,493	5.2	79t	44
7.	Josephson, Les.....	1964-67, 69-74	797	3,407	4.3	75	17
8.	Younger, Paul (Tank)	1949-57	682	3,296	4.8	75t	17
9.	Tyler, Wendell.....	1977-82	720	3,266	4.5	69t	33
10.	Bryant, Cullen	1973-81, 87	802	3,119	3.9	26	20

SEASON RUSHING

		Year	Att.	Yds.	Avg.	Long	TD
1.	Dickerson, Eric	1984	379	2,105	5.6	66	14
2.	Dickerson, Eric	1986	404	1,821	4.5	42t	11
3.	Dickerson, Eric	1983	390	1,808	4.6	85t	18
4.	Jackson, Steven	2006	346	1,528	4.4	59t	13
5.	Bettis, Jerome.....	1993	294	1,429	4.9	71t	7
6.	Jackson, Steven	2009	324	1,416	4.4	58	4
7.	Faulk, Marshall	2001	260	1,382	5.3	71t	12
8.	Faulk, Marshall	1999	253	1,381	5.5	58	7
9.	White, Charles.....	1987	324	1,374	4.2	58	11
10.	Faulk, Marshall	2000	253	1,359	5.4	36	18

CAREER PASSING (Based on Yards)

(Based on 100 Yards)								
	Years	Att.	Comp.	Yards	Pct.	TD	Int.	
1.	Everett, Jim.....	1986-93	3,277	1,847	23,758	.564	142	123
2.	Bulger, Marc	2001-09	3,171	1,969	22,814	.621	122	93
3.	Gabriel, Roman	1962-72	3,313	1,705	22,223	.515	154	112
4.	Van Brocklin, Norm.....	1949-57	1,897	1,011	16,114	.533	118	127
5.	Warner, Kurt	1998-03	1,688	1,121	14,447	.664	102	65
6.	Waterfield, Bob	1945-52	1,618	814	11,893	.503	99	128
7.	Bradford, Sam.....	2010-	1,760	1,032	11,065	.586	59	38
8.	Ferragamo, Vince	1977-84	1,288	730	9,376	.567	70	71
9.	Haden, Pat.....	1976-81	1,363	731	9,296	.536	52	60
10.	Wade, Bill	1954-60	1,116	602	8,572	.539	56	68

CAREER PASSING (Based on Rating; Minimum 1,500 Attempts)

(Based on Rating, Maximum 100 Attempts)									
	Years	Att.	Comp.	Yards	Pct.	TD	Int.	Rating	
1.	Warner, Kurt	1998-03	1,688	1,121	14,447	.664	102	65	97.2
2.	Bulger, Marc	2001-09	3,171	1,969	22,814	.621	122	93	84.4
3.	Everett, Jim.....	1986-93	3,277	1,847	23,758	.564	142	123	78.1
4.	Bradford, Sam.....	2010-	1,760	1,032	11,065	.586	59	38	79.3
5.	Van Brocklin, Norm..	1949-57	1,897	1,011	16,114	.533	118	127	74.7

SEASON PASSING (Based on Yards)

		Year	Att.	Comp.	Yards	Pct.	TD	Int.
1.	Warner, Kurt	2001	546	375	4,830	68.7	36	22
2.	Warner, Kurt	1999	499	325	4,353	65.1	41	13
3.	Everett, Jim.....	1989	518	304	4,310	58.7	29	17
4.	Bulger, Marc	2006	588	370	4,301	63.0	24	8
5.	Everett, Jim.....	1990	554	307	3,989	55.4	23	17
6.	Everett, Jim.....	1988	517	308	3,964	59.6	31	18
	Bulger, Marc	2004	485	321	3,964	66.2	21	14
8.	Bulger, Marc	2003	532	336	3,845	63.2	22	22
9.	Bradford, Sam.....	2012	551	328	3,702	59.5	21	13
10.	Bradford, Sam.....	2010	590	354	3,512	60.0	18	15

CAREER RECEPTIONS

ALL-AROUND ALL-AROUND

		Years	No.	Yards	Avg.	Long	TD
1.	Bruce, Isaac.....	1994-2007	942	14,109	15.0	80t	84
2.	Holt, Torry	1999-2008	869	12,660	14.6	85t	74
3.	Ellard, Henry	1983-93	593	9,761	16.5	81t	48
4.	Faulk, Marshall (RB)	1999-2006	470	4,071	8.7	72t	27
5.	Jackson, Steven (RB)	2004-12	407	3,324	8.2	64t	8
6.	Fears, Tom.....	1948-56	400	5,397	13.4	80t	38
7.	Hirsch, Elroy.....	1949-57	343	6,299	18.4	91t	53
8.	Snow, Jack.....	1965-75	340	6,012	17.7	84t	45
9.	Phillips, Jim	1958-64	333	4,953	14.9	93t	27
10.	Benton, Jim	1938-40, 42, 44-47	275	4,566	16.6	84t	42

SEASON RECEPTIONS

SEASON RECEIPTS		Year	No.	Yards	Avg.	Long	TD
1.	Bruce, Isaac	1995	119	1,781	15.0	72	13
2.	Holt, Torry	2003	117	1,696	14.5	48	12
3.	Holt, Torry	2005	102	1,331	13.0	44	9
4.	Holt, Torry	2004	94	1,372	14.6	75t	10
5.	Holt, Torry	2007	93	1,189	12.8	40	7
	Holt, Torry	2006	93	1,188	12.8	67t	10
7.	Holt, Torry	2002	91	1,302	14.3	58	4
8.	Jackson, Steven.....	2006	90	806	9.0	64t	3
9.	Bruce, Isaac	2004	89	1,292	14.5	56	6
10.	Bruce, Isaac	2000	87	1,471	16.9	78t	9
	Faulk, Marshall (RB)	1999	87	1,048	12.0	57t	5

CAREER RECEIVING YARDS

		Years	No.	Yards	Avg.	Long	TD
1.	Bruce, Isaac	1994-2007	942	14,109	15.0	80t	84
2.	Holt, Torry	1999-2008	869	12,660	14.6	85t	74
3.	Ellard, Henry	1983-93	593	9,761	16.6	81t	48
4.	Hirsch, Elroy.....	1949-57	343	6,299	18.4	91t	53
5.	Snow, Jack.....	1965-75	340	6,012	17.7	84t	45
6.	Fears, Tom.....	1948-56	400	5,397	13.4	80t	38
7.	Anderson, Willie	1988-94	259	5,246	20.3	78t	26
8.	Phillips, Jim	1958-64	333	4,953	14.9	93t	27
9.	Benton, Jim	1938-40, 42, 44-47	275	4,566	16.6	84t	42
10.	Faulk, Marshall.....	1999-2006	470	4,071	8.7	72t	27

SEASON RECEIVING YARDS

SEASON RECEIVING PARADE							
		Years	No.	Yards	Avg.	Long	TD
1.	Bruce, Isaac.....	1995	119	1,781	15.0	72	13
2.	Holt, Torry	2003	117	1,696	14.5	48	12
3.	Holt, Torry	2000	82	1,635	19.9	85t	6
4.	Hirsch, Elroy.....	1951	66	1,495	22.7	91	17
5.	Bruce, Isaac.....	2000	87	1,471	16.9	78t	9
6.	Ellard, Henry	1988	86	1,414	16.4	68	10
7.	Ellard, Henry	1989	70	1,382	19.7	53	8
8.	Holt, Torry	2004	94	1,372	14.6	75t	10
9.	Holt, Torry	2001	81	1,363	16.8	51	7
10.	Bruce, Isaac.....	1996	84	1,338	15.9	70	7

CAREER YARDS FROM SCRIMMAGE

			TOTAL		RUSHING		RECEIVING	
		Years	Touches	Yards	Rush	Yards	Rec.	Yards
1.	Bruce, Isaac	1994-2007	965	14,259	23	150	942	14,109
2.	Jackson, Steven.....	2004-12	2,802	13,459	2,395	10,135	407	3,324
3.	Holt, Torry	1999-2008	880	12,717	11	57	869	12,660
4.	Faulk, Marshall.....	1999-2006	1,917	11,030	1,447	6,959	470	4,071
5.	Ellard, Henry	1983-93	611	9,816	18	55	593	9,761
6.	Dickerson, Eric.....	1983-87	1,648	8,157	1,525	7,245	123	912
7.	McCutcheon, Lawrence	1972-79	1,619	7,869	1,435	6,186	184	1,683
8.	Bass, Dick	1960-69	1,432	7,262	1,218	5,417	214	1,845
9.	Hirsch, Elroy.....	1949-57	417	6,616	74	317	343	6,299
10.	Snow, Jack.....	1965-75	342	6,015	2	3	340	6,012

CAREER KICKOFF RETURN AVERAGE (Minimum 75)

All-Time Career Receptions							
	Years	No.	Yards	Avg.	Long	TD	
1.	Horne, Tony	1998-00	143	3,577	25.0	103t	4
2.	Arnett, Jon.....	1957-63	104	2,590	24.9	71t	2
3.	Lewis, Woodley.....	1950-55	108	2,575	23.8	88t	1
4.	Amendola, Danny	2009-12	118	2,776	23.5	84	0
5.	Brown, Ron	1984-89, 91	169	3,918	23.2	98t	4
6.	Harris, Arlen	2003-05	99	2,147	21.7	42	0

SEASON KICKOFF RETURN AVERAGE (Minimum One Per Game)

		Year	No.	Yards	Avg.	Long	TD
1.	Smith, Verda (Vitamin T.)	1950	22	742	33.7	97	3
2.	Brown, Ron	1985	28	918	32.8	98t	3
3.	Wilson, Tom	1956	15	477	31.8	103t	1
4.	Bass, Dick	1961	23	698	30.3	64	0
5.	Williams, Travis	1971	25	743	29.7	105t	1
	Horne, Tony	1999	30	892	29.7	101t	2

CAREER PUNT RETURN AVERAGE (Minimum 75)

All-Time Top 500 (winning 10)							
		Years	No.	Yards	Avg.	Long	TD
1.	Hakim, Az-Zahir	1998-01	112	1,278	11.4	86t	2
2.	Ellard, Henry	1983-93	135	1,527	11.3	83t	4
3.	Smith, Verda (Vitamin T.)	1949-53	75	814	10.9	85t	1
4.	Kennison, Eddie	1996-98	103	1,085	10.5	78t	3
5.	Irvin, LeRoy	1980-89	146	1,451	9.9	84t	4

SEASON PUNT RETURN AVERAGE (Minimum One Per Punt)

		Year	No.	Yards	Avg.	Long	TD
1.	Lewis, Woodley	1952	19	351	18.5	83t	2
2.	Smith, Verda (Vitamin.T).....	1949	27	427	15.8	85t	1
3.	Horvath, Les	1948	13	203	15.6	27	0
4.	Hakim, Az-Zahir	2000	32	489	15.3	86t	1
5.	Hall, Dante	2007	19	286	15.1	85t	1

CAREER ALL-PURPOSE YARDS

	Years	Touche	Yards	Rush	Yards	Rec.	Yards	PR	Yards	KR	Yards
1.	Bruce, Isaac.....	1994-2007	965	14,311	23	150	942	14,109	0	52	0
2.	Jackson, Steven	2004-12	2,806	13,538	2,395	10,135	407	3,324	0	0	79
2.	Holt, Torry.....	1999-2008	883	12,732	11	57	869	12,660	3	15	0
4.	Ellard, Henry	1983-93	765	11,707	18	55	593	9,761	135	1,527	364
5.	Faulk, Marshall	1999-2006	1,919	11,048	1,447	6,959	470	4,071	0	0	18
6.	Bass, Dick.....	1960-69	1,510	8,936	1,218	5,417	214	1,845	24	263	1,415
7.	Dickerson, Eric	1983-87	1,648	8,157	1,525	7,245	123	912	0	0	0
8.	Arnett, Jon	1957-63	1,042	8,036	688	2,852	175	1,911	75	683	104
9.	McCutcheon, L.	1972-79	1,620	7,875	1,435	6,186	184	1,683	0	0	6
10.	Bryant, Cullen ...	1973-81, 1987	1,080	6,735	802	3,119	142	1,149	71	707	65

CAREER SCORING

		Years	TD	PAT	FG	2-Pt.	Tot. Pts.
1.	Wilkins, Jeff.....	1997-2007	0	428	265	0	1,223
2.	Lansford, Mike	1982-90	0	315	158	0	789
3.	Waterfield, Bob	1945-52	13	315	60	0	573
4.	Gossett, Bruce	1964-69	0	211	120	0	571
5.	Faulk, Marshall.....	1999-2006	85	0	0	7	524

SEASON SCORING

		Year	TD	PAT	FG	2-Pt.	Tot. Pts.
1.	Wilkins, Jeff.....	2003	0	46	39	0	163
2.	Faulk, Marshall (RB)	2000	26	0	0	2	160
3.	Wilkins, Jeff.....	2006	0	35	32	0	131
4.	Ray, David	1973	0	40	30	0	130
5.	Faulk, Marshall (RB)	2001	21	0	0	1	128

CAREER INTERCEPTIONS

		Years	No.	Yards	Avg.	Long	TD
1.	Meador, Ed	1959-70	46	547	11.9	38t	5
2.	Cromwell, Nolan	1977-87	37	671	18.1	94	4
3.	Irvin, LeRoy	1980-89	34	654	19.2	81t	5
4.	Lyght, Todd	1991-00	31	359	11.6	57t	4
5.	Lyle, Keith	1994-00	28	336	12.0	68	0
	Perry, Rod	1975-82	28	386	13.8	83t	4
	Williams, Clarence	1965-72	28	428	15.3	65t	2
	Sherman, Will	1954-60	28	515	18.4	95t	3
9.	Elmendorf, Dave	1971-79	27	421	15.6	57t	2
10.	Thomas, Pat.....	1976-82	26	292	11.2	64	1

SEASON INTERCEPTIONS

		Year	No.	Yards	Avg.	Long	TD
1.	Lane, Dick (Night Train)	1952	*14	298	21.3	80t	2
2.	Lewis, Woodley	1950	12	275	22.9	36	0
3.	Sherman, Will	1955	11	101	9.2	36	0
4.	Jackson, Monte	1976	10	173	17.3	46t	3
5.	McNeil, Ryan.....	1997	9	127	14.1	75t	1
	Lyle, Keith	1996	9	152	16.9	68	0
	Burroughs, Don	1955	9	103	11.4	34	0
	Sims, George.....	1949	9	78	8.7	27	1

*NFL Record

MOST CAREER PUNTS

		Years	No.	Yards	Avg.	TB	In 20	Long	Blocks
1.	Jones, Donnie.....	2007-2011	449	20,924	46.6	39	133	80	1
2.	Hatcher, Dale.....	1985-89, 1991	432	17,302	40.1	28	121	67	2
3.	Landeta, Sean	'93-96, 2003-04	380	16,747	44.2	42	90	70	0
4.	Van Brocklin, Norm.....	1951-1957	343	14,783	43.1	—	—	71	1
5.	Studstill, Pat.....	1968-1971	298	11,980	40.2	25	—	60	0
	Villanueva, Danny.....	1961-1964	296	13,099	44.3	13	—	68	1

SEASON PUNTING AVERAGE

		Year	No.	Yards	Avg.	TB	In 20	Long	Blocked
1.	Jones, Donnie.....	2008	82	4,100	50.0	7	20	68	0
2.	Jones, Donnie.....	2007	78	3,684	47.2	9	18	80	0
3.	Jones, Donnie.....	2009	90	4,212	46.8	10	34	63	0
4.	Hekker, Johnny	2013	78	3,609	46.3	4	19	64	0
5.	Hekker, Johnny	2012	82	3,756	45.8	4	22	68	0
6.	Villanueva, Danny.....	1962	87	3,960	45.5	7	—	65	1
	Jones, Donnie.....	2010	94	4,276	45.5	4	32	63	0
8.	Turk, Matt	2006	69	3,132	45.4	7	26	74	1
	Villanueva, Danny.....	1963	81	3,678	45.4	0	—	68	0

RAMS YEAR-BY-YEAR LEADERS

PASSING

Year	Player	Att.	Cmp.	Yards	Pct.	TD	Int.	Long	Sk/Yds	Rating
1937	Snyder, Bob	66	25	378	37.9	1	14			23.0
1938	Snyder, Bob	87	36	631	41.4	0	9			27.2
1939	Hall, Parker	208	106	1,227	51.0	9	13			57.5
1940	Hall, Parker	183	77	1,108	42.1	1	16			27.8
1941	Hall, Parker	190	84	863	44.2	7	19	39		30.5
1942	Hall, Parker	140	62	815	44.3	7	19	59		40.3
1943	Suspended Play/W.W. II									
1944	Reisz, Albie	113	49	777	43.4	8	10	70		53.6
1945	Waterfield, Bob	171	88	1,609	51.4	14	16	84		72.5
1946	Waterfield, Bob	256	128	1,772	50.0	17	18	57		65.9
1947	Waterfield, Bob	221	96	1,210	43.4	8	18	45		39.2
1948	Hardy, Jim	211	112	1,390	50.7	14	7	69t		82.1
1949	Waterfield, Bob	296	154	2,168	52.0	17	24	71t		61.3
1950	Van Brocklin, Norm	233	127	2,061	54.5	18	14	58		85.1
1951	Waterfield, Bob	176	88	1,566	50.0	13	10	91t		81.8
1952	Van Brocklin, Norm	205	113	1,736	55.1	14	17	84t		71.5
1953	Van Brocklin, Norm	286	156	2,393	54.5	19	14	70t		84.1
1954	Van Brocklin, Norm	260	139	2,637	53.5	13	21	80t		71.9
1955	Van Brocklin, Norm	272	144	1,890	52.9	8	15	74t		62.0
1956	Wade, Bill	178	91	1,461	51.1	10	13	76t		67.2
1957	Van Brocklin, Norm	265	132	2,105	49.8	20	21	81t		68.8
1958	Wade, Bill	341	181	2,875	53.1	18	22	93t		72.2
1959	Wade, Bill	261	153	2,001	58.6	12	17	72t		71.1
1960	Wade, Bill	182	106	1,294	58.2	12	11	63		77.0
1961	Bratkowski, Zeke	230	124	1,547	53.9	8	13	84t		63.1
1962	Bratkowski, Zeke	219	110	1,541	50.2	9	16	80t		56.5
1963	Gabriel, Roman	281	130	1,947	46.3	8	11	77t	44/337	62.7
1964	Munson, Bill	223	108	1,533	48.4	9	15	95t	23/183	56.5
1965	Gabriel, Roman	173	83	1,321	48.0	11	5	60t	14/97	83.0
1966	Gabriel, Roman	397	217	2,540	54.7	10	16	84t	48/319	65.9
1967	Gabriel, Roman	371	196	2,779	52.8	25	13	80t	24/201	85.7
1968	Gabriel, Roman	366	184	2,364	50.3	19	16	60t	27/296	70.0
1969	Gabriel, Roman	399	217	2,549	54.4	24	7	93t	14/182	86.8
1970	Gabriel, Roman	407	211	2,552	52.0	16	12	71	20/134	72.2
1971	Gabriel, Roman	352	180	2,238	51.1	17	10	68	25/200	75.5
1972	Gabriel, Roman	323	165	2,027	51.1	12	15	57	12/102	63.8
1973	Hadl, John	258	135	2,008	52.3	22	11	69	17/126	88.8
1974	Harris, James	198	106	1,544	53.5	11	6	50	12/101	85.3
1975	Harris, James	285	157	2,148	55.1	14	15	54	21/180	73.8
1976	Harris, James	158	91	1,460	57.6	8	6	80	14/151	89.8
1977	Haden, Pat	216	122	1,551	56.5	11	6	58	17/151	84.4
1978	Haden, Pat	444	229	2,995	51.6	13	19	68t	32/216	65.0
1979	Haden, Pat	290	163	1,854	56.2	11	14	50	21/178	68.2
1980	Ferragamo, Vince	404	240	3,199	59.4	30	19	74t	23/191	89.7
1981	Haden, Pat	267	138	1,815	51.7	9	13	64	28/227	64.4
1982	Ferragamo, Vince	209	118	1,609	56.5	9	9	85t	7/65	77.7
1983	Ferragamo, Vince	464	274	3,276	59.1	22	23	61t	21/178	75.5
1984	Kemp, Jeff	284	143	2,021	50.4	13	7	63t	24/190	78.7
1985	Brock, Dieter	365	218	2,658	59.7	16	13	64t	51/351	81.8
1986	Everett, Jim	147	73	1,018	49.7	8	8	60t	8/50	67.8
1987	Everett, Jim	302	162	2,064	53.6	10	13	81t	17/139	68.4
1988	Everett, Jim	517	308	3,964	59.6	31	18	69t	28/197	89.2
1989	Everett, Jim	518	304	4,310	58.7	29	17	78t	29/214	90.6
1990	Everett, Jim	554	307	3,989	55.4	23	17	55t	30/198	79.3
1991	Everett, Jim	490	277	3,438	56.5	11	20	78	30/200	68.9
1992	Everett, Jim	475	281	3,323	59.2	22	18	67t	26/204	80.1
1993	Everett, Jim	274	135	1,652	49.3	8	12	60t	18/125	59.7
1994	Miller, Chris	317	173	2,104	54.6	16	14	54	28/193	73.6
1995	Miller, Chris	405	232	2,623	57.3	18	15	72	31/244	76.2
1996	Banks, Tony	368	192	2,544	52.2	15	15	77t	48/306	71.0
1997	Banks, Tony	487	252	3,254	51.7	14	13	76	43/317	71.5
1998	Banks, Tony	408	241	2,535	59.1	7	14	80t	41/237	68.6
1999	Warner, Kurt	499	325	4,353	65.1	41	13	75t	29/201	109.2
2000	Green, Trent	240	145	2,063	60.4	16	5	64	24/145	101.8
2001	Warner, Kurt	546	375	4,830	68.7	36	22	65t	38/233	101.4
2002	Bulger, Marc	214	138	1,826	64.5	14	6	58	12/102	101.5
2003	Bulger, Marc	532	336	3,845	63.2	22	22	48	37/288	81.4
2004	Bulger, Marc	485	321	3,964	66.2	21	14	56	41/302	93.7
2005	Bulger, Marc	287	192	2,297	66.9	14	9	57t	26/192	94.4
2006	Bulger, Marc	588	370	4,301	63.0	24	8	67t	49/366	92.9
2007	Bulger, Marc	378	221	2,392	58.5	11	15	40	37/269	70.3
2008	Bulger, Marc	440	251	2,720	57.0	11	13	80t	38/263	71.4
2009	Bulger, Marc	247	140	1,469	56.7	5	6	50	14/85	70.7
2010	Bradford, Sam	590	354	3,512	60.0	18	15	49	34/244	76.5
2011	Bradford, Sam	357	191	2,614	53.5	6	6	68	36/248	70.5
2012	Bradford, Sam	328	551	3,702	59.5	21	13	80t	35/233	82.5
2013	Bradford, Sam	159	262	1,678	60.7	14	4	73	15/97	90.9

RUSHING

Year	Player	Att.	Yards	Avg.	Long	TD
1937	Drake, Johnny (Zero)	98	333	3.4		3
1938	Davis, Corbett	71	202	2.8		3
1939	Hall, Parker	120	458	3.8		2
1940	Drake, Johnny (Zero)	130	480	3.6		9
1941	Drake, Johnny (Zero)	101	246	2.4	15	2
1942	Magnani, Dante	59	344	5.8	71	2
1943	Suspended Play/W.W. II					
1944	West, Pat	66	220	3.3	31	0
1945	Gehrke, Fred	74	467	6.3	72	7
1946	Gehrke, Fred	71	371	5.2	53	3
1947	Washington, Kenny	60	444	7.4	92t	5
1948	Hoerner, Dick	76	354	4.7	23	4
1949	Hoerner, Dick	155	582	3.7	37	6
1950	Davis, Glenn	88	416	4.7	55	3
1951	Towler, Dan	126	854	6.8	79t	6
1952	Towler, Dan	156	894	5.7	44t	10
1953	Towler, Dan	152	879	5.8	73t	7
1954	Younger, Paul (Tank)	91	610	6.7	75t	8
1955	Waller, Ron	151	716	4.7	55t	7
1956	Waller, Ron	83	543	6.5	46	1
1957	Wilson, Tom	127	616	4.9	46	3
1958	Arnett, Jon	133	683	5.1	57	6
1959	Matson, Ollie	161	863	5.4	50	6
1960	Arnett, Jon	104	436	4.2	31	2
1961	Arnett, Jon	158	609	3.9	26	4
1962	Bass, Dick	196	1,033	5.3	57	6
1963	Bass, Dick	143	577	3.6	51	5
1964	Wilson, Ben	159	553	3.5	27	5
1965	Bass, Dick	121	549	4.5	44t	2
1966	Bass, Dick	248	1,090	4.4	50	8
1967	Josephson, Les	178	800	4.5	27	4
1968	Ellison, Willie	151	616	4.1	52t	5
1969	Smith, Larry	166	599	3.6	46	1
1970	Josephson, Les	150	640	4.3	23	5
1971	Ellison, Willie	211	1,000	4.7	80t	4
1972	Ellison, Willie	170	764	4.5	37	5
1973	McCutcheon, Lawrence	210	1,097	5.2	37	2
1974	McCutcheon, Lawrence	236	1,109	4.7	23	3
1975	McCutcheon, Lawrence	213	911	4.3	43	2
1976	McCutcheon, Lawrence	291	1,168	4.0	40	9
1977	McCutcheon, Lawrence	294	1,238	4.2	48	7
1978	Bryant, Cullen	178	658	3.7	26	7
1979	Tyler, Wendell	218	1,109	5.1	63t	9
1980	Bryant, Cullen	183	807	4.4	20	3
1981	Tyler, Wendell	260	1,074	4.1	69t	12
1982	Tyler, Wendell	137	564	4.1	54	9
1983	Dickerson, Eric	390	1,808	4.6	85t	18
1984	Dickerson, Eric	379	2,105	5.6	66	14
1985	Dickerson, Eric	292	1,234	4.2	43	12
1986	Dickerson, Eric	404	1,821	4.5	42t	11
1987	White, Charles	324	1,374	4.2	58	11
1988	Bell, Greg	288	1,212	4.2	44	16
1989	Bell, Greg	272	1,137	4.2	47	15
1990	Gary, Cleveland	204	808	4.0	48	14
1991	Delpino, Robert	214	688	3.2	36	9
1992	Gary, Cleveland	279	1,125	4.0	63	7
1993	Bettis, Jerome	294	1,429	4.9	71t	7
1994	Bettis, Jerome	319	1,025	3.2	19	3
1995	Bettis, Jerome	183	637	3.5	41	3
1996	Phillips, Lawrence	193	632	3.3	38	4
1997	Phillips, Lawrence	183	633	3.5	28	8
1998	Henley, June	88	313	3.6	22	3
1999	Faulk, Marshall	253	1,381	5.5	58	7
2000	Faulk, Marshall	253	1,359	5.4	36	18
2001	Faulk, Marshall	260	1,382	5.3	71t	12
2002	Faulk, Marshall	212	953	4.5	44	8
2003	Faulk, Marshall	209	818	3.9	52	10
2004	Faulk, Marshall	195	774	4.0	40	3
2005	Jackson, Steven	254	1,046	4.1	51	8
2006	Jackson, Steven	346	1,528	4.4	59t	13
2007	Jackson, Steven	237	1,002	4.2	54	5
2008	Jackson, Steven	253	1,042	4.1	56t	7
2009	Jackson, Steven	324	1,416	4.4	58	4
2010	Jackson, Steven	330	1,241	3.8	42t	6
2011	Jackson, Steven	260	1,145	4.4	47t	5
2012	Jackson, Steven	257	1,042	4.1	46	4
2013	Stacy, Zac	250	973	3.9	40t	7

RECEIVING

Year	Player	No.	Yards	Avg.	Long	TD
1937	Busich, Sam	13	136	10.5		0
1938	Benton, Jim	21	418	19.9		5
1939	Spadacinni, Vic	32	292	9.1		1
1940	Benton, Jim	22	351	16.0		3
1941	Hickey, Howard (Red)	21	294	14.0	39	4
1942	Magnani, Dante	24	276	11.5	67	4
1943	Suspended Play/W.W. II					
1944	Benton, Jim	39	505	12.9	36	6
1945	Benton, Jim	45	1,067	23.7	84	8
1946	Benton, Jim	63	993	15.8	57	6
1947	Benton, Jim	35	511	14.6	43	6
1948	Fears, Tom	51	698	13.7	80	4
1949	Fears, Tom	77	1,013	13.2	51t	9
1950	Fears, Tom	84	1,116	13.3	53	7
1951	Hirsch, Elroy	66	1,495	22.7	91	17
1952	Fears, Tom	48	600	12.5	36	6
1953	Hirsch, Elroy	61	941	15.4	70	4
1954	Boyd, Bob	53	1,212	22.9	80	6
1955	Fears, Tom	44	569	12.9	31	2
1956	Clarke, Leon	36	650	18.1	60	4
1957	Hirsch, Elroy	32	477	14.9	45	6
1958	Shofner, Del	51	1,097	21.5	92	8
1959	Shofner, Del	47	936	19.9	72	7
1960	Phillips, Jim	52	883	17.0	61t	8
1961	Phillips, Jim	78	1,092	14.0	69t	5
1962	Phillips, Jim	60	875	14.6	65t	5
1963	Phillips, Jim	54	793	14.7	52	1
1964	McKeever, Marlin (TE)	41	582	14.2	46	1
1965	McDonald, Tom	67	1,036	15.5	51	9
1966	Moore, Tom (RB)	60	433	7.2	30t	3
1967	Casey, Bernie	53	871	16.4	57t	8
1968	Truax, Billy (TE)	35	417	11.9	22	3
1969	Snow, Jack	49	734	15.0	74t	6
1970	Snow, Jack	51	859	16.8	71	7
1971	Rentzel, Lance	38	534	14.1	41	5
1972	Snow, Jack	30	590	19.7	57	4
1973	Jackson, Harold	40	874	21.9	69	13
1974	McCutcheon, Lawrence (RB)	39	408	10.5	50	2
1975	Jackson, Harold	43	786	18.3	54	7
1976	Jackson, Harold	39	751	19.3	65	5
1977	Jackson, Harold	48	666	13.9	58	6
1978	Miller, Willie	50	767	15.3	52	5
1979	Dennard, Preston	43	766	17.8	50	4
1980	Bryant, Cullen (RB)	53	386	7.3	25	3
1981	Dennard, Preston	49	821	16.8	64	4
1982	Tyler, Wendell (RB)	38	375	9.9	40	4
1983	Barber, Mike (TE)	55	657	11.9	42t	3
1984	Ellard, Henry	34	622	18.3	63t	6
1985	Ellard, Henry	54	811	15.0	64t	5
1986	Ellard, Henry	34	447	13.1	34	4
1987	Ellard, Henry	51	799	15.7	81t	3
1988	Ellard, Henry	86	1,414	16.4	68	10
1989	Ellard, Henry	70	1,382	19.7	53	8
1990	Ellard, Henry	76	1,294	17.0	50t	4
1991	Ellard, Henry	64	1,052	16.4	38	3
1992	Gary, Cleveland (RB)	52	293	5.6	22	3
1993	Ellard, Henry	61	945	15.5	54	2
1994	Bailey, Johnny (RB)	58	516	8.9	28	7
1995	Bruce, Isaac	119	1,781	15.0	72	13
1996	Bruce, Isaac	84	1,338	15.9	70	7
1997	Lee, Amp (RB)	61	825	13.5	62	3
1998	Lee, Amp (RB)	64	667	10.4	44	2
1999	Faulk, Marshall (RB)	87	1,048	12.0	57t	5
2000	Bruce, Isaac	87	1,471	16.9	78t	9
2001	Faulk, Marshall (RB)	83	765	9.2	65t	9
2002	Holt, Torry	91	1,302	14.3	58	4
2003	Holt, Torry	117	1,696	14.5	48	12
2004	Holt, Torry	94	1,372	14.6	75t	10
2005	Holt, Torry	102	1,331	13.0	44	9
2006	Holt, Torry	93	1,188	12.8	67t	10
2007	Holt, Torry	93	1,189	12.8	40	7
2008	Holt, Torry	64	796	12.4	45t	3
2009	Avery, Donnie	47	589	12.5	50	5
2010	Amendola, Danny	85	689	8.1	36	3
2011	Lloyd, Brandon	51	683	13.4	37	5
2012	Givens, Chris	42	698	16.6	65	3
2013	Cook, Jared	51	671	13.2	47	5

PUNTING

Year	Player	No.	Yards	Avg.	TB	In 20	Long	Blocks
1939	Hall, Parker	58		41.0			80	
1940	Hall, Parker	57		43.0			75	
1941	Hall, Parker	49		40.1			67	
1942	Jacobs, Jack	33		42.3			66	
1943	Suspended Play/W.W. II							
1944	Reisz, Albie	25		40.1			66	0
1945	Waterfield, Bob	39		40.7			68	0
1946	Waterfield, Bob	39	1,743	44.6			65	0
1947	Waterfield, Bob	59	2,500	42.4			86	1
1948	Waterfield, Bob	43	1,833	42.6			88	0
1949	Waterfield, Bob	49	2,177	44.4			61	1
1950	Waterfield, Bob	52	2,087	40.1			61	2
1951	Van Brocklin, Norm	48	1,992	41.5			62	1
1952	Van Brocklin, Norm	29	1,250	43.1			66	0
1953	Van Brocklin, Norm	60	2,529	42.2			57	0
1954	Van Brocklin, Norm	44	1,874	42.6			61	0
1955	Van Brocklin, Norm	60	2,676	44.6			61	0
1956	Van Brocklin, Norm	48	2,070	43.1			72	0
1957	Van Brocklin, Norm	54	2,392	44.3			71	0
1958	Shofner, Del	49	2,018	41.2			62	0
1959	Shofner, Del	48	2,004	41.8			66	1
1960	Shofner, Del	54	2,301	42.6			63	1
1961	Villanueva, Danny	46	1,845	40.1	1		53	0
1962	Villanueva, Danny	87	3,960	45.5	7		65	1
1963	Villanueva, Danny	81	3,678	45.4	0		68	0
1964	Villanueva, Danny	82	3,616	44.1	5		58	0
1965	Lothridge, Billy	42	1,619	38.5	3		55	1
1966	Kilgore, Jon	71	3,037	42.8	4		58	0
1967	Kilgore, Jon	68	2,872	42.2	6		68	2
1968	Studstill, Pat	81	3,207	39.6	4		58	0
1969	Studstill, Pat	80	3,259	40.7	9		60	0
1970	Studstill, Pat	67	2,618	39.1	6		53	0
1971	Studstill, Pat	70	2,896	41.4	6		60	0
1972	Chapple, Dave	53	2,344	44.2	3		70	0
1973	Chapple, Dave	51	2,079	40.8	6		65	1
1974	Burke, Mike	46	1,701	37.0	4		51	0
1975	Carrell, Duane	73	2,874	39.4	9		57	0
1976	Jackson, Rusty	77	3,006	39.0	6	16	61	0
1977	Walker, Glen	73	2,568	35.2	8	11	56	0
1978	Walker, Glen	83	3,069	37.0	5	26	61	2
1979	Clark, Ken	93	3,731	40.1	7	17	60	2
1980	Corral, Frank	76	3,004	39.5	5	15	65	1
1981	Corral, Frank	89	3,735	42.0	3	19	67	0
1982	Misko, John	45	1,961	43.6	2	10	59	1
1983	Misko, John	82	3,301	40.3	12	18	67	0
1984	Misko, John	74	2,866	38.7	9	21	58	0
1985	Hatcher, Dale	87	3,761	43.2	6	32	67	1
1986	Hatcher, Dale	97	3,740	38.6	5	26	57	0
1987	Hatcher, Dale	76	3,140	41.3	4	19	62	0
1988	Hatcher, Dale	36	1,424	39.6	1	13	54	0
1989	Hatcher, Dale	73	2,834	38.8	7	15	54	1
1990	English, Keith	68	2,663	39.2	2	8	58	1
1991	Hatcher, Dale	63	2,403	38.1	5	16	52	0
1992	Bracken, Don	76	3,122	41.1	4	20	59	0
1993	Landeta, Sean	42	1,825	43.5	7	7	66	0
1994	Landeta, Sean	78	3,494	44.8	9	23	62	0
1995	Landeta, Sean	83	3,679	44.3	12	23	63	0
1996	Landeta, Sean	78	3,491	44.8	9	23	70	0
1997	Horan, Mike	53	2,272	42.9	4	10	60	0
1998	Tuten, Rick	95	4,202	44.2	10	16	64	0
1999	Tuten, Rick	32	1,359	42.5	7	9	70	0
2000	Baker, John	43	1,736	40.4	5	13	59	1
2001	Baker, John	43	1,809	42.1	7	9	58	0
2002	Berger, Mitch	72	3,020	41.9	10	26	64	0
2003	Landeta, Sean	59	2,525	42.8	5	14	57	0
2004	Landeta, Sean	40	1,733	43.3	3	9	63	0
2005	Barker, Bryan	50	2,137	42.7	4	13	63	0
2006	Turk, Matt	69	3,132	45.4	7	26	74	1
2007	Jones, Donnie	78	3,684	47.2	9	18	80	0
2008	Jones, Donnie	82	4,100	50.0	7	20	68	0
2009	Jones, Donnie	90	4,212	46.8	10	34	63	0
2010	Jones, Donnie	94	4,276	45.5	4	20	63	0
2011	Jones, Donnie	105	4,652	44.3	9	29	65	1
2012	Hekker, Johnny	82	3,756	45.8	4	22	68	0
2013	Hekker, Johnny	78	3,609	46.3	4	19	64	0

FIELD GOALS

Year	Player	Att.	Made	Pct.	Long
1937	Snyder, Bob	1	1	1.000	30
1938	Peterson, Nelson	2	2	1.000	18
1939	Davis, Corby	2	1	.500	27
1940	Adams, Chet	5	1	.200	29
1941	Adams, Chet	2	1	.500	40
1942	Adams, Chet	6	3	.500	46
1943	Suspended Play/W.W. II				
1944	Zontini, Louis	6	3	.500	39
1945	Waterfield, Bob	3	1	.333	28
1946	Waterfield, Bob	11	6	.545	37
1947	Waterfield, Bob	16	7	.437	45
1948	Waterfield, Bob	11	6	.545	47
1949	Waterfield, Bob	17	9	.529	42
1950	Waterfield, Bob	14	7	.500	46
1951	Waterfield, Bob	23	13	.565	47
1952	Waterfield, Bob	19	11	.579	45
1953	Agajanian, Ben	23	10	.434	47
1954	Agajanian, Ben	25	13	.520	41
1955	Richter, Les	15	10	.667	41
1956	Richter, Les	15	8	.533	32
1957	Cothren, Paige	19	11	.579	44
1958	Cothren, Paige	25	14	.560	43
1959	Michaels, Lou	17	8	.470	40
1960	Villanueva, Danny	19	12	.631	36
1961	Villanueva, Danny	27	13	.481	38
1962	Villanueva, Danny	20	10	.500	51
1963	Villanueva, Danny	17	9	.529	47
1964	Gossett, Bruce	24	18	.750	44
1965	Gossett, Bruce	26	15	.577	49
1966	Gossett, Bruce	49	28	.571	48
1967	Gossett, Bruce	43	20	.465	47
1968	Gossett, Bruce	31	17	.548	37
1969	Gossett, Bruce	34	22	.647	44
1970	Ray, David	29	45	.644	46
1971	Ray, David	29	18	.620	49
1972	Ray, David	41	24	.585	45
1973	Ray, David	47	30	.638	49
1974	Ray, David	31	25	.806	48
1975	Dempsey, Tom	26	21	.808	51
1976	Dempsey, Tom	26	17	.654	49
1977	Septien, Rafael	30	18	.600	45
1978	Corral, Frank	43	29	.674	48
1979	Corral, Frank	25	13	.520	49
1980	Corral, Frank	30	16	.533	47
1981	Corral, Frank	26	17	.654	44
1982	Lansford, Mike	15	9	.600	39
1983	Nelson, Chuck	11	5	.455	41
1984	Lansford, Mike	33	25	.758	50
1985	Lansford, Mike	29	22	.759	52
1986	Lansford, Mike	24	17	.708	50
1987	Lansford, Mike	21	17	.810	48
1988	Lansford, Mike	32	24	.750	49
1989	Lansford, Mike	30	23	.767	48
1990	Lansford, Mike	24	15	.625	46
1991	Zendejas, Tony	17	17	1.000	50
1992	Zendejas, Tony	20	15	.750	49
1993	Zendejas, Tony	23	16	.696	54
1994	Zendejas, Tony	23	18	.783	47
1995	Biasucci, Dean	12	9	.750	51
1996	Lohmiller, Chip	25	21	.840	50
1997	Wilkins, Jeff	37	25	.675	52
1998	Wilkins, Jeff	26	20	.769	57
1999	Wilkins, Jeff	28	20	.714	51
2000	Wilkins, Jeff	17	17	1.000	51
2001	Wilkins, Jeff	29	23	.793	54
2002	Wilkins, Jeff	25	19	.760	47
2003	Wilkins, Jeff	42	39	.929	53
2004	Wilkins, Jeff	24	19	.792	53
2005	Wilkins, Jeff	31	27	.871	53
2006	Wilkins, Jeff	37	32	.864	53
2007	Wilkins, Jeff	32	24	.750	53
2008	Brown, Josh	36	31	.861	54
2009	Brown, Josh	24	19	.792	54
2010	Brown, Josh	39	33	.846	53
2011	Brown, Josh	28	21	.750	49
2012	Zuerlein, Greg	31	23	.741	60
2013	Zuerlein, Greg	28	26	.929	50

SCORING

Year	Player	TDR	TDP	TDRT	PAT	FG	TP
1937	Drake, Johnny (Zero)	3	2	0	0-0	0-0	30
1938	Benton, Jim	1	5	0	0-0	0-0	36
1939	Drake, Johnny (Zero)	9	0	0	0-0	0-0	54
1940	Drake, Johnny (Zero)	9	0	0	2-2	0-0	56
1941	Hickey, Howard (Red)	0	4	0	0-0	0-0	24
1942	Magnani, Dante	2	3	0	0-0	0-0	30
1943	Suspended Play/W.W. II						
1944	Zontini, Lou	3	1	0	14-16	3-6	47
1945	Waterfield, Bob	5	0	0	31-34	1-3	64
1946	Waterfield, Bob	1	0	0	37-37	6-11	61
1947	Waterfield, Bob	1	0	0	27-30	7-16	54
1948	Waterfield, Bob	0	0	0	38-44	6-11	56
1949	Waterfield, Bob	1	0	0	43-46	9-17	77
1950	Waterfield, Bob	1	0	0	54-58	7-14	91
1951	Hirsch, Elroy (WR-RB)	0	17	0	0-0	0-0	102
1952	Waterfield, Bob	1	0	0	44-45	11-19	83
1953	Agajanian, Ben	0	0	0	36-37	10-23	66
1954	Towler, Dan (RB)	11	0	0	0-0	0-0	66
1955	Richter, Les	0	0	0	30-31	13-22	69
1956	Richter, Les	0	0	0	36-38	8-15	60
1957	Cothren, Paige	0	0	0	38-39	11-19	71
1958	Cothren, Paige	0	0	0	42-43	14-25	84
1959	Shofner, Del (WR)	0	7	0	0-0	0-0	42
1960	Villanueva, Danny	0	0	0	28-28	12-19	64
1961	Villanueva, Danny	0	0	0	32-32	13-27	71
1962	Villanueva, Danny	0	0	0	26-27	10-20	56
1963	Villanueva, Danny	0	0	0	25-26	9-17	52
1964	Gossett, Bruce	0	0	0	31-32	18-24	85
1965	Gossett, Bruce	0	0	0	30-32	15-26	75
1966	Gossett, Bruce	0	0	0	29-29	28-49	113
1967	Gossett, Bruce	0	0	0	48-48	20-43	108
1968	Gossett, Bruce	0	0	0	37-37	17-31	88
1969	Gossett, Bruce	0	0	0	36-36	22-34	102
1970	Ray, David	0	0	0	34-34	29-45	121
1971	Ray, David	0	0	0	37-37	18-29	91
1972	Ray, David	0	0	0	31-31	24-41	103
1973	Ray, David	0	0	0	40-42	30-47	130
1974	Ray, David	0	0	0	25-31	9-16	52
1975	Dempsey, Tom	0	0	0	31-36	21-26	94
1976	Dempsey, Tom	0	0	0	36-44	17-26	87
1977	Septien, Rafael	0	0	0	32-35	18-30	86
1978	Corral, Frank	0	0	0	31-33	29-43	118
1979	Corral, Frank	0	0	0	36-39	13-25	75
1980	Corral, Frank	0	0	0	51-52	16-30	99
1981	Tyler, Wendell (RB)	12	5	0	0-0	0-0	102
1982	Tyler, Wendell (RB)	9	4	0	0-0	0-0	78
1983	Dickerson, Eric (RB)	18	2	0	0-0	0-0	120
1984	Lansford, Mike	0	0	0	37-38	25-33	112
1985	Lansford, Mike	0	0	0	38-39	22-29	104
1986	Lansford, Mike	0	0	0	34-35	17-24	85
1987	Lansford, Mike	0	0	0	36-38	17-21	87
1988	Lansford, Mike	0	0	0	45-48	24-32	117
1989	Lansford, Mike	0	0	0	51-51	23-30	120
1990	Gary, Cleveland (RB)	14	1	0	0-0	0-0	90
1991	Zendejas, Tony	0	0	0	25-26	17-17	76
1992	Zendejas, Tony	0	0	0	38-38	15-20	83
1993	Zendejas, Tony	0	0	0	23-25	16-23	71
1994	Zendejas, Tony	0	0	0	28-28	18-23	82
1995	Bruce, Isaac (WR)	0	13	0	1*	0-0	80
1996	Lohmiller, Chip	0	0	0	28-29	21-25	91
1997	Wilkins, Jeff	0	0	0	32-32	25-37	107
1998	Wilkins, Jeff	0	0	0	25-26	20-26	85
1999	Wilkins, Jeff	0	0	0	64-64	20-28	124
2000	Faulk, Marshall (RB)	26	0	0	2*	0-0	160
2001	Faulk, Marshall (RB)	21	0	0	1*	0-0	128
2002	Wilkins, Jeff	0	0	0	37-37	19-25	94
2003	Wilkins, Jeff	0	0	0	46-46	39-42	163
2004	Wilkins, Jeff	0	0	0	32-32	19-24	89
2005	Wilkins, Jeff	0	0	0	36-36	27-31	117
2006	Wilkins, Jeff	0	0	0	36-36	32-37	131
2007	Wilkins, Jeff	0	0	0	25-25	24-32	97
2008	Brown, Josh	0	0	0	19-19	31-36	112
2009	Brown, Josh	0	0	0	16-16	19-24	73
2010	Brown, Josh	0	0	0	26-27	33-39	125
2011	Brown, Josh	0	0	0	18-18	21-28	81
2012	Zuerlein, Greg	0	0	0	26-26	23/31	95
2013	Zuerlein, Greg	0	0	0	34-34	26/28	112

* 2-point Conversion

KICKOFF RETURNS

Year	Player	No.	Yards	Avg.	Long	TD
1942	Magnani, Dante	11	250	22.7	37	0
1943	Suspended Play/W.W. II					
1944	Reisz, Al	12	285	23.7	44	0
1945	Gehrke, Fred	9	173	19.2	30	0
1946	Gehrke, Fred	8	186	23.2	28	0
1947	Harmon, Tom	9	208	23.1	34	0
1948	Gehrke, Fred	17	464	27.3	92t	1
1949	Kalmanir, Tom	18	403	22.4	57	0
1950	Smith, Verda (Vitamin T.) ...	22	742	33.7	97t	3
1951	Davis, Glenn	9	179	19.9	33	0
1952	Quinlan, Skeet	17	440	25.9	56	0
1953	Lewis, Woodley	32	830	25.9	69	0
1954	Lewis, Woodley.....	34	836	24.6	88t	1
1955	Waller, Ron	17	461	27.1	39	0
1956	Wilson, Tom	15	477	31.8	103t	1
1957	Arnett, Jon	18	504	28.0	98t	1
1958	Arnett, Jon.....	16	331	20.7	32	0
1959	Matson, Ollie	16	367	22.9	48	0
1960	Arnett, Jon.....	17	416	24.5	43	0
1961	Bass, Dick	23	698	30.3	64	0
1962	Atkins, Pervis	28	676	24.1	41	0
1963	Shannon, Carver	28	823	29.4	99t	1
1964	Shannon, Carver.....	18	442	24.6	40	0
1965	Smith, Bob	17	451	26.9	56	0
1966	Williams, Clarence	15	420	28.0	81	0
1967	Ellison, Willie	13	340	26.2	58	0
1968	Smith, Ron	26	718	27.6	94t	1
1969	Smith, Ron	27	585	21.6	37	0
1970	Haymond, Alvin	35	1,022	29.2	98t	1
1971	Williams, Travis	25	743	29.7	105t	1
1972	Ellison, Willie	14	345	24.6	32	0
1973	Bryant, Cullen	13	369	28.4	93	1
1974	Bryant, Cullen	23	617	26.8	84	1
1975	McGee, Willie	17	404	23.8	46	0
1976	Bryant, Cullen	16	459	28.7	90	1
1977	Tyler, Wendell	24	523	21.8	27	0
1978	Latin, Jerry	22	467	21.2	41	0
1979	Hill, Drew	40	803	20.1	39	0
1980	Hill, Drew	43	880	20.5	98t	1
1981	Hill, Drew.....	60	1,170	19.5	50	0
1982	Redden, Barry	22	502	22.8	85	0
1983	Redden, Barry	18	358	18.8	43	0
1984	Redden, Barry	23	530	23.0	40	0
1985	Brown, Ron	28	918	32.8	98t	3
1986	Brown, Ron	36	794	22.1	55	0
1987	Brown, Ron	27	581	21.5	95t	1
1988	Brown, Ron	19	401	21.1	73	0
1989	Brown, Ron	47	968	20.6	74	0
1990	Green, Gaston	25	560	22.4	99t	1
1991	Turner, Vernon	24	457	19.0	36	0
1992	Turner, Vernon	29	569	19.6	35	0
1993	Boykin, Deral	13	216	16.6	35	0
1994	Lang, David	27	626	23.2	57	0
1995	Thomas, J.T.	32	752	23.5	46	0
1996	Thomas, J.T.	30	643	21.4	43	0
1997	Thompson, David.....	49	1,110	22.7	56	0
1998	Horne, Tony	56	1,306	23.3	102t	1
1999	Horne, Tony	30	892	29.7	101t	2
2000	Horne, Tony	57	1,379	24.2	103t	1
2001	Canidate, Trung	36	748	20.8	40	0
2002	Wilkins, Terrence	47	1,074	22.9	42	0
2003	Harris, Arlen.....	51	1,175	23.0	42	0
2004	Harris, Arlen	47	951	20.2	29	0
2005	Johnson, Chris	38	857	22.6	99t	1
2006	Ponder, Willie.....	26	605	23.3	40	0
2007	Hall, Dante	29	729	25.1	84	0
2008	Hall, Dante	37	763	20.6	41	0
2009	Amendola, Danny	66	1,618	24.5	58	0
2010	Amendola, Danny	50	1,142	22.8	84	0
2011	Porter, Quinn.....	25	554	22.2	32	0
2012	Givens, Chris.....	23	539	23.4	48	0
2013	Austin, Tavon	18	398	22.1	32	0

PUNT RETURNS

Year	Player	No.	FC	Yards	Avg.	Long	TD
1941	Hall, Parker	13		125	9.6	25	0
1942	Hall, Parker	12		148	12.3	32	0
1943	Suspended Play/W.W. II.....						
1944	Kabealo, Mike	7		64	9.1	16	0
1945	Gehrke, Fred	8		120	15.0	49	0
1946	Gehrke, Fred	8		59	7.3	20	0
1947	Harmon, Tom	27		392	14.5	88t	1
1948	Horvath, Les	13		203	15.6	27	0
1949	Smith, Verda (Vitamin T.)	27		427	15.8	85t	1
1950	Smith, Verda (Vitamin T.) ...	22		218	9.9	30	0
1951	Smith, Verda (Vitamin T.) ...	12		139	11.6	37	0
1952	Lewis, Woodley	19		351	18.5	83t	2
1953	Lewis, Woodley	35		267	7.6	78	1
1954	Lewis, Woodley	22		82	3.7	16	0
1955	Waller, Ron	14		60	4.3	21	0
1956	Sherman, Will	12		100	8.3	76	1
1957	Arnett, Jon	14		85	6.1	22	0
1958	Arnett, Jon.....	18		223	12.4	58	0
1959	Arnett, Jon.....	17		184	10.8	71t	1
1960	Bass, Dick	11		62	5.6	22	0
1961	Arnett, Jon.....	10		75	7.5	17	0
1962	Atkins, Pervis	11	5	94	8.5	45	0
1963	Shannon, Carver	15	11	132	8.8	29	0
1964	Shannon, Carver.....	15	6	81	5.4	22	0
1965	Stiger, Jim	13	2	106	8.2	22	0
1966	Stiger, Jim	33	7	259	7.8	49	0
1967	Cross, Irv	17	6	136	8.0	39	0
1968	Meador, Ed	17	15	136	8.0	40	0
1969	Haymond, Alvin	33	8	435	13.2	52	0
1970	Haymond, Alvin.....	53	15	376	7.1	30	0
1971	Haymond, Alvin.....	24	11	123	5.1	28	0
1972	Bertelsen, Jim	16	3	232	14.5	60	0
1973	Bertelsen, Jim	26	10	259	10.0	34	0
1974	Bertelsen, Jim	11	4	132	12.0	19	0
1975	Bertelsen, Jim	11	1	143	13.0	38	0
1976	Bryant, Cullen	29	2	321	11.1	25	0
1977	Bryant, Cullen	20	1	141	7.1	26	0
1978	Wallace, Jackie	52	5	618	11.9	58	0
1979	Brown, Eddie	56	19	332	5.9	30	0
1980	Irvin, LeRoy	42	7	296	7.0	26	0
1981	Irvin, LeRoy	46	6	615	13.4	84t	3
1982	Irvin, LeRoy	22	1	243	11.0	63t	1
1983	Ellard, Henry	16	4	217	13.6	72t	1
1984	Ellard, Henry	30	3	403	13.4	83t	2
1985	Ellard, Henry	37	9	501	13.5	80t	1
1986	Ellard, Henry	14	11	127	9.1	20	0
1987	Ellard, Henry	15	6	107	7.1	29	0
1988	Hicks, Clifford	25	0	144	5.8	13	0
1989	Henley, Darryl	29	19	273	9.4	25	0
1990	Henley, Darryl	19	4	195	10.3	26	0
1991	Turner, Vernon	23	4	201	8.7	29	0
1992	Turner, Vernon.....	28	6	207	7.4	23	0
1992	Turner, Vernon.....	28	6	207	7.4	23	0
1993	Buchanan, Richard	8	1	41	5.1	12	0
1994	Bailey, Johnny	19	4	153	8.1	24	0
1995	Kinchen, Todd	53	7	416	7.8	27	0
1996	Kennison, Eddie.....	29	16	643	14.6	78t	2
1997	Kennison, Eddie.....	34	20	247	7.3	43	0
1998	Kennison, Eddie.....	40	25	415	10.4	71t	1
1999	Hakim, Az-Zahir	44	22	461	10.5	84t	1
2000	Hakim, Az-Zahir	32	17	489	15.3	86t	1
2001	Hakim, Az-Zahir	36	12	330	9.2	32	0
2002	Wilkins, Terrence	25	13	242	9.7	55	0
2003	Groce, DeJuan.....	19	3	135	7.1	19	0
2004	McDonald, Shaun	30	18	143	4.8	39	0
2005	Looker, Dane	8	2	69	8.6	17	0
2006	McDonald, Shaun	23	14	172	7.5	33	0
2007	Hall, Dante	19	6	286	15.1	85t	1
2008	Stanley, Derek	11	4	101	9.2	33	0
2009	Amendola, Danny	31	11	360	11.6	56	0
2010	Amendola, Danny	40	18	452	11.3	42	0
2011	Pettis, Austin.....	15	10	139	9.3	39	0
2012	Amendola, Danny	17	10	122	7.2	22	0
2013	Austin, Tavon	33	11	280	8.5	98t	1

INTERCEPTIONS

Year	Player	No.	Yards	Avg.	Long	TD
1941	Drake, Johnny (Zero)	2	66	33.0	54	0
1942	Jacobs, Jack	4	22	5.5	22	0
1943	Suspended Play/W.W. II					
1944	Colella, Tom	4	53	13.3	19	0
1945	Waterfield, Bob	6	92	15.3	29	0
1946	Waterfield, Bob	5	72	14.4	28	0
1947	Harmon, Tom	8	136	17.0	36	1
1948	Naumetz, Fred	4	75	18.8	68	0
1949	Sims, George	9	78	8.7	27	1
1950	Lewis, Woodley	12	275	22.9	36	0
1951	Hecker, Norb	3	74	24.7	36	0
1952	Lane, Dick (Night Train)	14	298	21.3	80t	2
1953	Hecker, Norb	7	91	13.0	24	0
1954	Sherman, Will	6	70	11.7	28	0
1955	Sherman, Will	11	101	9.2	36	0
1956	Sherman, Will	4	122	30.5	95t	1
1957	Richter, Les	4	60	15.0	25	0
1958	Burroughs, Don	7	72	10.3	46	0
1959	Meador, Ed	3	3	1.0	3	0
1960	Britt, Charley	5	117	23.4	73t	1
1961	Crow, Lindon	6	117	19.5	31	0
1962	Crow, Lindon	5	100	20.0	65t	1
1963	Meador, Ed	6	38	6.3	20	0
1964	Richardson, Jerry	5	146	29.2	41	0
1965	Martin, Aaron	2	60	30.0	37t	1
1966	Williams, Clarence	8	97	12.1	32t	1
1967	Meador, Ed	8	103	12.9	30t	2
1968	Williams, Clarence	7	51	7.3	36	0
1969	Meador, Ed	5	97	19.4	38t	2
1970	Williams, Clarence	5	108	21.6	65t	1
1971	Howard, Gene	6	99	16.5	35	0
1972	Nettles, Jim	6	168	28.0	43	0
1973	Stukes, Charlie	5	104	20.8	42	0
1974	Elmendorf, Dave	7	186	26.6	57t	2
1975	Simpson, Bill	6	90	15.0	29	0
1976	Jackson, Monte	10	173	17.3	46	3
1977	Simpson, Bill	6	157	26.2	42	0
1978	Perry, Rod	8	117	14.6	44t	3
1979	Cromwell, Nolan	5	109	21.8	34	0
1980	Cromwell, Nolan	8	140	17.5	34	1
1981	Cromwell, Nolan	5	94	18.8	94t	1
1982	Perry, Rod	3	57	19.0	33	0
1983	Collins, Kirk	5	113	22.6	58	0
1984	Irvin, LeRoy	5	166	33.2	81t	2
1985	Green, Gary	6	84	14.0	41t	1
1986	Gray, Jerry	8	101	12.6	28	0
1987	Irvin, LeRoy	2	47	23.5	47t	1
1988	Johnson, Johnnie	4	18	4.5	11	0
1989	Gray, Jerry	6	48	8.0	27t	1
1990	Humphery, Bobby	4	52	13.0	44t	1
1991	Gray, Jerry	3	83	27.7	59t	1
1992	Henley, Darryl	4	41	10.3	25	0
1993	Bailey, Robert	2	41	20.5	41	0
1994	Pope, Marquez	3	66	22.0	51	0
1995	Wright, Toby	6	79	13.2	27	0
1996	Lyle, Keith	9	152	16.9	68	0
1997	McNeil, Ryan	9	127	14.1	75t	1
1998	Lyght, Todd	3	30	10.0	17	0
	Lyle, Keith	3	20	6.7	20	0
1999	Lyght, Todd	6	112	18.7	57t	1
2000	McCleon, Dexter	8	28	3.5	23	0
2001	Bly, Dre'	6	150	25.0	93t	2
2002	Herring, Kim	3	38	12.7	36	0
2003	Fisher, Travis	4	205	51.3	74t	2
	Williams, Aeneas	4	82	20.5	46t	1
	Butler, Jerametrios	4	72	18.0	45	0
	Polley, Tommy (LB)	4	32	8.0	22	0
2004	Butler, Jerametrios	5	15	3.0	10	0
2005	Furrey, Mike	4	143	35.8	67t	1
2006	Bartell, Ron	3	63	21.0	38t	1
	Hill, Tye	3	20	6.7	14	0
	Brown, Fakhir	3	17	5.7	20	0
	Atogwe, Oshiomogho	3	8	2.7	7	0
2007	Atogwe, Oshiomogho	8	125	15.6	52t	1
2008	Atogwe, Oshiomogho	5	91	18.2	43	0
2009	Butler, James	3	17	5.6	17	0
2010	Feltcher, Bradley	4	41	10.3	28	0
2011	Gordy, Josh	3	37	12.3	30	0
2012	Jenkins, Janoris	4	150	37.5	41t	3
2013	Johnson, Trumaine	3	36	12.0	29	0

TACKLES (Unofficial)

Year	Player	Solo	Assists	Total
1962	McKeever, Marlin (LB)	58	31	89
1963	Pardee, Jack (LB)	46	25	71
1964	Jones, David (DE)	75	22	97
1965	Jones, David (DE)	68	27	95
1966	Jones, David (DE)	98	14	112
1967	Jones, David (DE)	100	39	139
1968	Jones, David (DE)	87	23	110
1969	Jones, David (DE)	59	55	114
1970	Pottios, Myton (LB)	62	26	88
1971	McKeever, Marlin (LB)	76	32	108
1972	Robinson, Isiah (LB)	59	23	82
1973	Reynolds, Jack (LB)	58	28	86
1974	Reynolds, Jack (LB)	72	29	101
1975	Reynolds, Jack (LB)	74	38	112
1976	Reynolds, Jack (LB)	89	31	120
1977	Elmendorf, Dave (S)	59	35	94
1978	Youngblood, Jim (LB)	80	43	120
1979	Reynolds, Jack (LB)	83	61	144
1980	Reynolds, Jack (LB)	81	38	119
1981	Ekern, Carl (LB)	85	46	131
1982	Andrews, George (LB)	47	20	67
1983	Ekern, Carl (LB)	94	36	130
1984	Collins, Jim (LB)	142	43	185
1985	Collins, Jim (LB)	103	37	140
1986	Newsome, Vince (S)	91	22	113
1987	Collins, Jim (LB)	78	12	90
1988	Ekern, Carl (LB)	64	29	93
1989	Newsome, Vince (S)	64	25	89
1990	Newsome, Vince (S)	74	18	92
1991	Kelm, Larry (LB)	88	17	105
1992	Greene, Kevin (LB)	75	12	87
1993	Phifer, Roman (LB)	96	21	117
1994	Conlan, Shane (LB)	82	24	106
1995	Phifer, Roman (LB)	106	43	149
1996	Phifer, Roman (LB)	123	47	170
1997	Jones, Robert (LB)	72	43	115
1998	Jenkins, Billy (S)	90	31	121
1999	Fletcher, London (LB)	80	58	138
2000	Fletcher, London (LB)	117	76	193
2001	Fletcher, London (LB)	113	76	189
2002	Archuleta, Adam (S)	101	48	149
2003	Tinoisamoa, Pisa (LB)	70	51	121
2004	Tinoisamoa, Pisa (LB)	100	45	145
2005	Tinoisamoa, Pisa (LB)	91	43	134
2006	Witherspoon, Will (LB)	104	32	136
2007	Witherspoon, Will (LB)	103	29	132
2008	Tinoisamoa, Pisa (LB)	88	47	135
2009	Laurinaitis, James (LB)	98	48	146
2010	Laurinaitis, James (LB)	98	16	114
2011	Laurinaitis, James (LB)	101	41	142
2012	Laurinaitis, James (LB)	132	42	174
2013	Ogletree, Alec (LB)	124	31	155

SACKS (Not an official sack until 1982)

Year	Player	No.	Year	Player	No.
1950	Jack Zilly (DE)	7.0	1983	Jack Youngblood (DE)	10.5
1951	Larry Brink (DE)	3.0	1984	Jack Youngblood (DE)	9.5
1952	Andy Robustelli (DE)	7.5	1985	Mike Wilcher (LB)	12.5
1953	Andy Robustelli (DE)	8.0	1986	Gary Jeter (DE)	8.0
1954	Andy Robustelli (DE)	4.0	1987	Gary Jeter (DE)	7.0
1955	Andy Robustelli (DE)	6.0	1988	Kevin Greene (LB)	16.5
1956	Paul Miller (DE)	6.0	1989	Kevin Greene (LB)	16.5
1957	Dick Daugherty (LB)	8.0	1990	Kevin Greene (LB)	13.0
1958	Lou Michaels (DE)	6.0	1991	Kevin Greene (LB)	3.0
1959	George Struger (DT)	5.0		Gerald Robinson (DE)	3.0
1960	Gene Brito (DE)	7.0	1992	Kevin Greene (LB)	10.0
1961	Lamar Lundy (DE)	11.0	1993	Sean Gilbert (DT)	10.5
1962	Deacon Jones (DE)	12.0	1994	Robert Young (DE)	6.5
1963	Lamar Lundy (DE)	9.0	1995	D'Marco Farr (DT)	11.0
1964	Deacon Jones (DE)	22.0	1996	Kevin Carter (DE)	9.5
1965	Deacon Jones (DE)	19.0	1997	Leslie O'Neal (DE)	10.0
1966	Deacon Jones (DE)	18.0	1998	Kevin Carter (DE)	12.0
1967	Deacon Jones (DE)	21.0	1999	Kevin Carter (DE)	17.0
1968	Deacon Jones (DE)	22.0	2000	Grant Wistrom (DE)	11.0
1969	Deacon Jones (DE)	15.0	2001	Leonard Little (DE)	14.5
1970	Deacon Jones (DE)	12.0	2002	Leonard Little (DE)	12.0
1971	Coy Bacon (DE)	11.0	2003	Leonard Little (DE)	12.5
1972	Coy Bacon (DE)	11.5	2004	Bryce Fisher (DE)	8.5
1973	Jack Youngblood (DE)	16.5	2005	Leonard Little (DE)	9.5
1974	Jack Youngblood (DE)	15.0	2006	Leonard Little (DE)	13.0
1975	Jack Youngblood (DE)	15.0	2007	Will Witherspoon (LB)	7.0
1976	Jack Youngblood (DE)	14.5	2008	James Hall (DE)	6.5
	Larry Brooks (DT)	14.5	2009	Leonard Little (DE)	6.5
1977	Jack Youngblood (DE)	8.5	2010	James Hall (DE)	10.5
1978	Larry Brooks (DE)	8.0	2011	Chris Long (DE)	13.0
1979	Jack Youngblood (DE)	18.0	2012	Chris Long (DE)	11.5
1980	Jack Youngblood (DE)	11.5	2013	Robert Quinn (DE)	19.0
1981	Jack Youngblood (DE)	12.5			
1982	Mike Fanning (DT)	5.0			

INDIVIDUAL RECORDS

SERVICE

Most Seasons

20	Jackie Slater, 1976-95
15	Charlie Cowan, 1961-75 Joe Scibelli, 1961-75 Merlin Olsen, 1962-76
14	Jack Youngblood, 1971-84 Doug Smith, 1978-91 Isaac Bruce, 1994-2007

Most Games Played

259	Jackie Slater, 1976-95
208	Merlin Olsen, 1962-76
206	Charlie Cowan, 1961-75

Most Consecutive Games Played

201	Jack Youngblood, 1971-84
198	Merlin Olsen, 1962-76
184	Tom Mack, 1966-1978

SCORING

Most Seasons Leading Team

9	Jeff Wilkins, 1997-99, 2002-07
7	Bob Waterfield, 1946-52
6	Bruce Gossett, 1964-69 Mike Lansford, 1982-90

Most Consecutive Seasons Leading Team

6	Bruce Gossett, 1964-69 Mike Lansford, 1984-89 Bob Waterfield, 1945-50 Jeff Wilkins, 2002-07
5	David Ray, 1970-74
4	Danny Villaneuva, 1960-63 Tony Zendejas, 1991-94

POINTS

Career

1,223	Jeff Wilkins, 1997-2007 (428 pat, 265 fg)
789	Mike Lansford, 1982-90 (315 pat, 158 fg)
573	Bob Waterfield, 1945-52 (13 td, 315 pat, 60 fg)

Season

163	Jeff Wilkins, 2003 (39 fg, 46 pat)
160	Marshall Faulk, 2000 (26 td, 2 two-point conv.)
131	Jeff Wilkins, 2006 (32 fg, 35 pat)

Season, Rookie

120	Eric Dickerson, 1983 (20 td)
118	Frank Corral, 1978 (31 pat, 29 fg)
95	Greg Zuerlein, 2012 (26 pat, 23 fg)

Game

24	Bob Shaw, vs. Washington, 12/11/49 (4 td) Elroy Hirsch, vs. New York Yanks, 9/28/51 (4 td) Harold Jackson, vs. Dallas, 10/14/73 (4 td) Az-Zahir Hakim, @ Cincinnati, 10/3/99 (4 td) Isaac Bruce, vs. San Francisco, 10/10/99 (4 td) Marshall Faulk, @ San Francisco, 10/29/00 (4 td) Marshall Faulk, vs. Minnesota, 12/10/00 (4 td) Marshall Faulk, @ Tampa Bay, 12/18/00 (4 td) Marshall Faulk, vs. Indianapolis, 12/30/01 (4 td) Marshall Faulk, vs. Seattle, 10/20/02 (4 td) Steven Jackson, @ Minnesota, 12/31/06 (4 td)
21	Jeff Wilkins, vs. San Diego, 10/1/00 (5 fg, 6 pat)
18	Many times, last by Tavon Austin, at Indianapolis 11/10/13 (3 td)

Game, Opponent

26	Gordy Soltau, @ San Francisco, 10/28/51 (3 td, 1 fg, 5 pat)
24	Many times, last by Ron Moore, @ Phoenix, 12/4/93 (4 td)
21	Two times, last by Rich Karlis, @ Minnesota, 11/15/89 (7 fg)

TOUCHDOWNS

Career

85	Marshall Faulk, 1999-2006 (58 r, 27 p)
84	Isaac Bruce, 1994-2007 (84 p)
74	Torry Holt, 1999-2008 (74 p)

Season

26	Marshall Faulk, 2000 (18 r, 8 p)
21	Marshall Faulk, 2001 (12 r, 9 p)
20	Eric Dickerson, 1983 (18 r, 2 p)

Game

4	Bob Shaw, vs. Washington, 12/11/49 (4 p) Elroy Hirsch, vs. New York Yanks, 9/28/51 (4 p) Harold Jackson, vs. Dallas, 10/14/73 (4 p) Az-Zahir Hakim, @ Cincinnati, 10/3/99 (3p, 1 pr) Isaac Bruce, vs. San Francisco, 10/10/99 (4 p) Marshall Faulk, @ San Francisco, 10/29/00 (2 r, 2 p) Marshall Faulk, vs. Minnesota, 12/10/00 (4 r) Marshall Faulk, @ Tampa Bay, 12/18/00 (3 r, 1 p) Marshall Faulk, vs. Indianapolis, 12/30/01 (3 r, 1 p) Marshall Faulk, vs. Seattle, 10/20/02 (3 r, 1 p) Steven Jackson, @ Minnesota, 12/31/06 (3 r, 1 p)
3	Many times, last by Tavon Austin, at Indianapolis 11/10/13 (2 rec, 1 ret.)
2	Many times, Last by Brian Quick, at PHI., 10/5/14 (2 rec)

Game, Opponent

4	Lenny Moore, @ Baltimore, 10/16/60 (4 r) Ron Moore, @ Phoenix, 12/4/93 (4 r)
3	Many times, last by Torrey Smith, Baltimore, 9/25/11
2	Many times, Last by J. Charles (2r) & KDavis (1r, 1ko), at Kansas City, 10/26/14

Most Consecutive Games Scoring Touchdown

11	Elroy Hirsch, 1950-51
10	Eric Dickerson, 1983 Greg Bell, 1988-89
9	Marshall Faulk, 2001-02

POINTS AFTER TOUCHDOWN

Most Attempted, Career

429	Jeff Wilkins, 1997-2007
336	Bob Waterfield, 1945-52
325	Mike Lansford, 1982-90

Most Attempted, Season

64	Jeff Wilkins, 1999
58	Bob Waterfield, 1950
52	Frank Corral, 1980

Most Attempted, Game

9	Bob Waterfield vs. Baltimore, 10/22/50
8	Paige Cothren, vs. San Francisco, 11/9/58 Tom Dempsey, vs. Atlanta, 12/4/76 Chip Lohmiller, vs. Atlanta, 11/10/96
7	Many times, last by Jeff Wilkins, vs. Carolina, 1/11/01

Most Made, Career

428	Jeff Wilkins, 1997-2007
315	Bob Waterfield, 1945-52

*NFL Record

† Ties NFL Record

Mike Lansford, 1982-90
211 Bruce Gossett, 1964-69

Most Made, Season

64 Jeff Wilkins, 1999
58 Jeff Wilkins, 2001
54 Bob Waterfield, 1950

Most Made, Game

+9 Bob Waterfield, vs. Baltimore, 10/22/50
8 Paige Cothren, vs. San Francisco, 11/9/58
7 Bob Waterfield, @ New York Giants, 11/14/48
Bruce Gossett, vs. New York Giants, 11/13/66
Jeff Wilkins, vs. Carolina 11/11/01

Most Made, Game, Opponent

8 Tom Feamster, @ Baltimore, 11/25/56
Cliff Patton, @ Philadelphia, 10/7/50
7 Bob Jencks, vs. Chicago, 10/13/63
6 Many times, last by S. Gostkowski, vs. NE, 10/28/12

Most Consecutive Made

371 Jeff Wilkins, 1999-2007
165 Bruce Gossett, 1965-69
102 David Ray, 1970-72

Highest Percentage Made, Career (80 attempts)

99.8 Jeff Wilkins, 1997-2007 (403-404)
98.7 Josh Brown, 2008-11 (79-80)
98.2 Danny Villanueva, 1960-63 (111-113)

Most Made, No Misses, Season

64 Jeff Wilkins, 1999
58 Jeff Wilkins, 2001
51 Mike Lansford, 1989

TWO-POINT CONVERSIONS

Most Two Point Conversions, Career

7 Marshall Faulk, 1999-2006
3 Isaac Bruce, 1994-2007
2 Jerome Bettis, 1993-95
Tony Banks, 1996-98
Ricky Proehl, 1998-2002

Most Two Point Conversions, Season

2 Jerome Bettis, 1994
Marshall Faulk, 2000
Marshall Faulk, 2004
1 Many times, last by Sam Bradford, Benny Cunningham & Isaiah Pead, 2013

Most Two Point Conversions, Game

2 Marshall Faulk, vs. Atlanta, 10/15/00 (2 runs)
1 Many times, last by Isaiah Pead, vs. Chicago, 11/24/13

Most Two Point Conversions, Opponent, Season

2 Terance Mathis, Atlanta, 1994
2 Reggie Bush, New Orleans, 2007

Most Two Point Conversions, Opponent, Game

2 Reggie Bush, @ New Orleans, 11/11/07 (2 runs)
1 Many times, last by Coby Fleener, at Indianapolis, 11/10/13 (pass from Andrew Luck)

FIELD GOALS

Most Attempted, Career

328 Jeff Wilkins, 1997-2007
217 Mike Lansford, 1982-90
207 Bruce Gossett, 1964-69

Most Attempted, Season

49 Bruce Gossett, 1966
47 David Ray, 1973
45 David Ray, 1970

Most Attempted, Game

7 Bob Waterfield, vs. Detroit, 12/9/51
Jeff Wilkins, vs. Denver, 9/10/06
6 Five times, last by David Ray, @ New Orleans, 11/26/72
5 Many times, Last by Jeff Wilkins, @ Detroit, 10/1/06

Most Attempted, Opponent, Game

7 Rich Karlis, @ Minnesota, 11/5/89
6 Five times, last by John Carney, vs. New Orleans, 9/26/04
5 Many times, last by Blair Walsh, vs MIN, 12/16/12

Most Made, Career

265 Jeff Wilkins, 1997-2007
158 Mike Lansford, 1982-90
120 Bruce Gossett, 1964-69

Most Made, Season

39 Jeff Wilkins, 2003
33 Josh Brown, 2010
32 Jeff Wilkins, 2006

Most Made, Season, Rookie

29 Frank Corral, 1978
23 **Greg Zuerlein, 2012**
18 Bruce Gossett, 1964
Rafael Septien, 1977

Most Made, Game

6 Jeff Wilkins, vs. Denver, 9/10/06
5 Three times, last by Jeff Wilkins, vs. Detroit, 10/1/06
4 Many times, last by Greg Zuerlein, at Tampa Bay, 9/14/14

Most Made, Opponent, Game

7 Rich Karlis, @ Minnesota 11/5/89
5 Seven times, last by Blair Walsh, vs MIN, 12/16/12
4 Many times, last by David Akers, @ San Francisco, 12/4/11

Most Consecutive Field Goals Made

30 Jeff Wilkins, 1999-2001
19 Jeff Wilkins, 2003
17 Tony Zendejas, 1991

Most Consecutive Games, Made Field Goal

27 Jeff Wilkins, 2002-04
20 David Ray, 1970-71
19 Bruce Gossett, 1967-68

Longest Field Goal

60 Greg Zuerlein, vs. Seattle, 9/30/12
58 Greg Zuerlein, vs. Seattle, 9/30/12
57 Jeff Wilkins, vs. Arizona, 9/27/98
56 Twice, Greg Zuerlein, at Chicago, 9/23/12
vs. Minnesota, 9/7/14

Longest Field Goal, Opponent

56 Joe Nedney, vs. San Francisco, 12/24/05
55 Adam Vinatieri, vs. New England, 12/13/98
Jay Feely, @ New York Jets, 11/9/08
54 Four times, last by Robbie Gould, at Chicago, 9/24/12

Most Made, 50 or More Yards, Career

26 Jeff Wilkins, 1997-2007
15 Josh Brown, 2008-2011
9 **Greg Zuerlein, 2012-**
8 Tony Zendejas, 1991-94

Most Made, 50 or More Yards, Season

7 **Greg Zuerlein, 2012**
6 Tony Zendejas, 1993
Josh Brown, 2008
Josh Brown, 2009
4 Jeff Wilkins, 2003, 2004, 2005

Most Made, 50 or More Yards, Game

2 Five times, last by Greg Zuerlein, vs. Seattle, 9/30/12
1 Many times, last by Greg Zuerlein, vs. MIN, 9/7/14

Most Made, 50 or More Yards, Game, Opponent

3 Blair Walsh, vs. Minnesota, 12/16/12
2 Tom Dempsey, vs. New Orleans, 12/6/70
Mick Luckhurst, vs. Atlanta, 10/7/84
John Carney, vs. New Orleans, 9/26/04
Nick Folk, vs. New York Jets, 11/19/12

Highest Field Goal Percentage, Career (50 attempts)

81.94	Greg Zuerlein, 2012- (59-72)
81.88	Josh Brown, 2008-11 (104-127)
80.79	Jeff Wilkins, 1997-2007 (265-328)
79.52	Tony Zendejas, 1991-94 (66-83)

Highest Field Goal Percentage, Season

100.0	Tony Zendejas, 1991 (17-17)
	Jeff Wilkins, 2000 (17-17)
92.86	Jeff Wilkins, 2003 (39-42)
92.59	Greg Zuerlein, 2013 (25-27)

SAFETIES**Most, Career**

3	Kevin Greene, 1985-92
2	Fred Dryer, 1972-81
	Jack Youngblood, 1971-84
	Kevin Carter, 1995-2000

Most, Season

†2	Fred Dryer, 1973
----	------------------

Most, Game

*2	Fred Dryer, vs. Green Bay, 10/21/73
1	Many players, last by Eugene Sims, at CAR 10/21/13

Most, Game, Opponent

1	Many times, last by John Abraham, at Arizona, 12/8/13
---	---

RUSHING**Most Seasons Leading Team**

8	Steven Jackson, 2005-12
6	Marshall Faulk, 1999-2006
5	Lawrence McCutcheon, 1973-77
4	Dick Bass, 1962-66
	Eric Dickerson, 1983-86

Most Consecutive Seasons Leading Team

8	Steven Jackson, 2005-12
6	Marshall Faulk, 1999-2006
5	Lawrence McCutcheon, 1973-77
4	Eric Dickerson, 1983-86

ATTEMPTS**Career**

2,395	Steven Jackson, 2004-12
1,525	Eric Dickerson, 1983-87
1,447	Marshall Faulk, 1999-2006

Season

404	Eric Dickerson, 1986
390	Eric Dickerson, 1983
379	Eric Dickerson, 1984

Season, Rookie

†390	Eric Dickerson, 1983
294	Jerome Bettis, 1993
250	Zac Stacy, 2013

Game

39	Jerome Bettis, vs. Chicago, 1/2/94
38	Eric Dickerson, @ St. Louis, 9/7/86
36	Charles White, @ Philadelphia, 9/15/85

Game, Opponent

41	Rodney Hampton, @ New York Giants, 9/19/93
	Gerald Riggs, @ Atlanta, 11/17/85
35	Lynn Cain, Atlanta, 10/7/84
	Gerald Riggs, Atlanta, 10/12/86
33	Shaun Alexander, @ Seattle, 11/13/05
	Maurice Jones-Drew, @ Jacksonville, 10/18/09

YARDS GAINED**Career**

10,135	Steven Jackson, 2004-12
7,245	Eric Dickerson, 1983-87
6,959	Marshall Faulk, 1999-2006

Season

*2,105	Eric Dickerson, 1984
1,821	Eric Dickerson, 1986
1,808	Eric Dickerson, 1983

Season, Rookie

1,808	Eric Dickerson, 1983
1,429	Jerome Bettis, 1993

973 Zac Stacy, 2013**Game**

247	Willie Ellison, vs. New Orleans, 12/5/71
223	Tom Wilson, vs. Green Bay, 12/16/56
221	Greg Bell, vs. Green Bay, 9/24/89

Game, Rookie

223	Tom Wilson, vs. Green Bay, 12/16/56
212	Jerome Bettis, @ New Orleans, 12/12/93
199	Eric Dickerson, vs. Detroit, 10/2/83

Game, Opponent

253	DeMarco Murray, @ Dallas, 10/23/11
237	Jim Brown, @ Cleveland, 11/24/57
228	Beanie Wells, vs. Arizona, 11/27/11
212	Adrian Peterson, vs. Minnesota, 12/16/12

Longest Run

92t	Kenny Washington, @ Chicago Cardinals, 11/2/47
85t	Eric Dickerson, @ New York Jets, 9/25/83
84t	Tom Harmon, @ Chicago Bears, 10/13/46

Longest Run, Opponents

91t	DeMarco Murray, @ Dallas, 10/23/11
82t	Adrian Peterson, vs. Minnesota, 12/16/12
80	Jamaal Charles, vs. Kansas City, 12/19/10
76t	Najeh Davenport, vs. Green Bay, 10/19/03

Most Seasons, 1,000 or More Yards

8	Steven Jackson, 2005-12
4	Lawrence McCutcheon, 1973-74, 1976-77
	Eric Dickerson, 1983-86
3	Marshall Faulk, 1999-01
2	Dick Bass, 1962, 1966
	Wendell Tyler, 1979, 1981
	Greg Bell, 1988-89
	Jerome Bettis, 1993-94

Most Consecutive Seasons, 1,000 or More Yards

8	Steven Jackson, 2005-12
4	Eric Dickerson, 1983-86
3	Marshall Faulk, 1999-01

Most Games, 100 or More Yards, Career

38	Eric Dickerson, 1983-87
33	Steven Jackson, 2004-12
27	Marshall Faulk, 1999-2006

Most Games, 100 or More Yards, Season

11	Eric Dickerson, 1984
9	Eric Dickerson, 1983
7	Jerome Bettis, 1993
	Marshall Faulk, 1999
	Steven Jackson, 2009

Most Consecutive Games, 100 or More Yards

6	Eric Dickerson, 1984
5	Eric Dickerson, 1986
4	Eric Dickerson, 1983, 1984
	Jerome Bettis, 1994
	Marshall Faulk, 1999
	Marshall Faulk, 2003
	Steven Jackson, 2009

AVERAGE GAIN**Career (500 att.)**

5.182	Dan Towler, 1950-55 (674-3,493)
4.833	Paul (Tank) Younger, 1949-57 (682-3,296)
4.809	Marshall Faulk, 1999-2006 (1,447-6,959)

Season (Qualifiers)

7.40	Kenny Washington, 1947 (60-444)
7.26	Skeet Quinlan, 1953 (97-705)
6.77	Dan Towler, 1951 (126-854)

Game (10 att.)

14.6	Dan Towler, @ Baltimore, 11/22/53 (14-205)
13.2	Kenny Washington, @ Chicago Cardinals, 11/2/47 (11-145)
13.1	Dan Towler, @ Green Bay, 10/21/51 (11-144)

Game (10 att.), Opponent

13.8	George Taliaferro, vs. New York Yanks, 11/18/51 (12-166)
13.3	Frank Reagan, vs. New York Giants, 12/1/46 (10-133)
12.6	Delvin Williams, vs. Miami, 11/9/80 (12-151)

RUSHING TOUCHDOWNS

Career

58	Marshall Faulk, 1999-2006
56	Eric Dickerson, 1983-87
56	Steven Jackson, 2004-12

Season

18	Eric Dickerson, 1983
	Marshall Faulk, 2000
16	Greg Bell, 1988
15	Greg Bell, 1989

Season, Rookie

†18	Eric Dickerson, 1983
7	Jerome Bettis, 1993
7	Zac Stacy, 2013
6	Dan Towler, 1952

Game

4	Marshall Faulk, vs. Minnesota, 12/10/00
3	Many times, last by Steven Jackson, vs. Dallas, 11/19/08
2	Many times, last by Zac Stacy, vs. Tennessee, 11/3/13

Game, Opponent

4	Jim Brown, @ Cleveland, 11/24/57
	Ron Moore, @ Phoenix, 12/4/93
3	Many times, last by Maurice Jones-Drew, @ Jacksonville, 10/18/09
2	Many times, last by Beanie Wells, @ARI, 11/25/12

PASSING

Most Seasons Leading Team

9	Roman Gabriel, 1963-72
8	Jim Everett, 1986-92
	Marc Bulger, 2002-09
6	Norm Van Brocklin, 1950, 1952-1955, 1957

Most Consecutive Seasons Leading Team

9	Roman Gabriel, 1963-72
8	Jim Everett, 1986-92
	Marc Bulger, 2002-09
4	Norm Van Brocklin, 1952-1955

RATING

Highest, Career (1,500 att.)

97.2	Kurt Warner, 1998-2003
84.4	Marc Bulger, 2001-09
79.3	Sam Bradford, 2010-

Highest, Season (Qualifiers)

109.2	Kurt Warner, 1999
101.8	Trent Green, 2000
101.4	Kurt Warner, 2001

Season, Rookie (Qualifiers)

81.8	Dieter Brock, 1985
76.5	Sam Bradford, 2010
72.4	Bob Waterfield, 1945

ATTEMPTS

Career

3,313	Roman Gabriel, 1962-72
3,277	Jim Everett, 1986-93
3,171	Marc Bulger, 2001-09

Season

590	Sam Bradford, 2010
588	Marc Bulger, 2006
554	Jim Everett, 1990

Season, Rookie

590	*Sam Bradford, 2010
368	Tony Banks, 1996
365	Dieter Brock, 1985

Game

62	Marc Bulger, @ New York Giants, 10/2/05
56	Marc Bulger, @ San Francisco, 9/11/05
55	Mark Rypien, vs. Buffalo, 12/10/95
	Marc Bulger, vs. Chicago, 12/11/06
	Sam Bradford, vs. Minnesota, 12/16/12
	Sam Bradford, vs. Arizona, 9/12/10
	Sam Bradford, at Atlanta, 9/15/13

Game, Opponent

58	Kent Graham, @ Arizona, 9/29/96
56	Drew Brees, vs. New Orleans, 12/15/2013
52	Tony Eason, vs. New England, 11/16/86
	Neil Lomax, @ St. Louis, 11/4/84
	Mark Brunell vs. Jacksonville, 10/20/96
	Ryan Lindley, @ Arizona, 11/25/12

COMPLETIONS

Career

1,969	Marc Bulger, 2001-09
1,847	Jim Everett, 1986-93
1,705	Roman Gabriel, 1962-72

Season

375	Kurt Warner, 2001
370	Marc Bulger, 2006
354	Sam Bradford, 2010

Season, Rookie

354	Sam Bradford, 2010
218	Dieter Brock, 1985
192	Tony Banks, 1996

Game

40	Marc Bulger, @ New York Giants, 10/2/05
36	Marc Bulger, vs. San Diego, 11/10/02
35	Dieter Brock, vs. San Francisco, 10/27/85
	Kurt Warner, @ Seattle, 9/10/00
	Marc Bulger, @ Green Bay, 11/29/04
	Sam Bradford, vs. Minnesota, 12/16/12

Game, Opponent

39	Drew Brees, vs. New Orleans, 12/15/2013
37	Richard Todd, @ New York Jets, 9/25/83
	Kent Graham, @ Arizona, 9/29/96
	Mark Brunell, vs. Jacksonville, 10/20/96
36	Tony Eason, vs. New England, 11/16/86
	Josh McCown, vs. Chicago, 11/24/13

Consecutive Passes Completed

18	Jim Everett, vs. New York Giants, 11/12/89
16	Jim Everett, vs. Kansas City, 11/10/91
15	Tony Banks, vs. New York Jets, 10/11/98
	Kurt Warner, @ Washington, 11/24/02

COMPLETION PERCENTAGE

Career (500 att.)

66.4%	Kurt Warner, 1998-2003 (1,688-1,121)
62.1%	Marc Bulger, 2001-09 (2,924-1,829)
58.6%	Sam Bradford, 2010- (1,760-1,032)

Season (min. 200 att.)

67.7%	Kurt Warner, 2000 (347-235)
66.2%	Marc Bulger, 2004 (495-321)
65.1%	Kurt Warner, 1999 (499-325)

Season, Rookie (min. 100 att.)

60.0%	Sam Bradford, 2010 (590-354)
59.7%	Dieter Brock, 1985 (365-218)
56.3%	Ryan Fitzpatrick, 2005 (135-76)

Game (20 att.)

86.9%	Kurt Warner, vs. San Francisco, 10/10/99 (23-20)
85.7%	Austin Davis, vs. Seattle, 10/20/14 (21-18)
85.7%	Jim Everett, vs. New York Giants, 10/18/92 (21-18)
84.4%	Kurt Warner, vs. Minnesota 12/10/00 (32-27)

Game (20 att.), Opponent

91.3%	Vinny Testaverde, vs. Cleveland, 12/26/93 (21-23)
84.6%	Kerry Collins, vs. New York Giants, 9/15/02 (22-26)
85.7%	Alex Smith, vs. Kansas City, 10/27/14 (24-28)
84.4%	Carson Palmer, at Arizona, 12/8/13 (27-32)

YARDS GAINED

Career

23,758	Jim Everett, 1986-93
22,814	Marc Bulger, 2001-09
22,223	Roman Gabriel, 1962-72

Season

4,830	Kurt Warner, 2001
4,353	Kurt Warner, 1999
4,310	Jim Everett, 1989

Season, Rookie

3,512	Sam Bradford, 2010
2,658	Dieter Brock, 1985
2,544	Tony Banks, 1996

Game

*554	Norm Van Brocklin, vs New York Yanks, 9/28/51
509	Vince Ferragamo, vs. Chicago, 12/26/82
454	Jim Everett, @ New Orleans, 11/26/89

Game, Opponent

483	Boomer Esiason, vs. Cincinnati, 10/7/90
462	Steve Young, vs. San Francisco, 11/28/93
446	Richard Todd, @ New York Jets, 9/25/83

Most Seasons, 3,000 or More Passing Yards

5	Jim Everett, 1988-92
3	Kurt Warner, 1999-01
	Marc Bulger, 2003-04, 2006
2	Vince Ferragamo, 1980, 1983
	Sam Bradford, 2010, 2012

Most Games, 300 or More Passing Yards, Career

30	Kurt Warner, 1998-2003
27	Marc Bulger, 2001-09
20	Jim Everett, 1986-93

Most Games, 300 or More Passing Yards, Season

†9	Kurt Warner, 1999
	Kurt Warner, 2001
8	Marc Bulger, 2006
7	Kurt Warner, 2000

Most Consecutive Games, 300 or More Passing Yards

†6	Kurt Warner, 2000
4	Kurt Warner, 1999
3	Jim Everett, 1989, 1991
	Mark Rypien, 1995
	Marc Bulger, 2006

Longest Pass Completion

96t	Frank Ryan (to Matson), vs. Pittsburgh, 10/1/61
-----	---

95t	Bill Munson (to Pope), vs. Green Bay, 12/3/64
93t	Bill Wade (to Phillips), @ Green Bay, 11/16/58
	Roman Gabriel (to Tucker), vs. San Francisco, 11/9/69

Opponent/Longest Pass Completion

98t	Jim Hart (to Rashad), @ St. Louis, 12/10/72
95t	Joe Montana (to Taylor), vs. San Francisco, 12/11/89
91t	Bart Starr (to Dowler), vs. Green Bay, 12/17/60

AVERAGE GAIN

Career (500 att.)

8.56	Kurt Warner, 1998-2003 (1,688-14,447)
8.49	Norm Van Brocklin, 1959-57 (1,897-16,114)
8.01	James Harris, 1972-76 (652-5,220)

Season (Qualifiers)

10.14	Norm Van Brocklin, 1954 (260-2,637)
9.88	Kurt Warner, 2000 (347-3,429)
9.61	Bob Waterfield, 1945 (172-1,653)

Game (20 att.)

15.40	Norm Van Brocklin, @ Chicago Bears, 11/16/52
15.19	Roman Gabriel, vs. San Francisco, 11/9/69
15.03	James Harris, @ Miami, 10/3/76

Game (20 att.), Opponent

15.86	Ed Brown, vs. Chicago, 10/9/60
14.46	Milt Plum, vs. Detroit, 11/1/64
14.44	Steve Young, vs. San Francisco, 11/28/93

TOUCHDOWNS

Career

154	Roman Gabriel, 1962-72
142	Jim Everett, 1986-92
122	Marc Bulger, 2001-09

Season

41	Kurt Warner, 1999
36	Kurt Warner, 2001
31	Jim Everett, 1988

Season, Rookie

18	Sam Bradford, 2010
16	Dieter Brock, 1985
15	Tony Banks, 1996

Game

5	Bob Waterfield, vs. New York Bulldogs, 11/27/49
	Norm Van Brocklin, vs. Detroit, 10/29/50
	Norm Van Brocklin, @ New York Yanks, 9/28/51
	Bob Waterfield, vs. Green Bay, 12/16/51
	Roman Gabriel, vs. Cleveland, 12/12/65
	Vince Ferragamo, vs. New Orleans, 11/2/80
	Vince Ferragamo, vs. San Francisco, 10/23/83
	Jim Everett, @ New York Giants, 9/25/88
	Kurt Warner, vs. San Francisco, 10/10/99
4	Many times, last by Marc Bulger, vs. Washington, 12/24/06
3	Many times, last by Austin Davis, @ Phi, 10/5/14

Game, Opponent

5	Dan Marino, vs. Miami, 12/14/86
4	Jeff George, @ Oakland, 9/28/97
	Eli Manning, @ New York Giants, 10/2/05
	Tom Brady, vs. New England, 10/28/12
3	Many times, last by Tony Romo, at DAL, 9/22/13

Most Games, Four or More Touchdowns Passes, Career

6	Norm Van Brocklin, 1949-57
	Jim Everett, 1986-93
5	Vince Ferragamo, 1977-80, 1982-84
4	Roman Gabriel, 1962-72

Most Games, Four or More Touchdowns Passes, Season

4	Vince Ferragamo, 1980
3	Kurt Warner, 2001
2	Norm Van Brocklin, 1957
	Jim Everett, 1988
	Jim Everett, 1990
	Kurt Warner, 2000

HAD INTERCEPTED

Career

128	Bob Waterfield, 1945-52
127	Norm Van Brocklin, 1949-57
123	Jim Everett, 1986-93

Season

24	Bob Waterfield, 1949
23	Vince Ferragamo, 1983
22	Bill Wade, 1958
	Kurt Warner, 2001
	Marc Bulger, 2003

Game

7	Parker Hall, vs. Green Bay, 11/18/42
	Bob Waterfield, @ Green Bay, 10/17/58
6	Norm Van Brocklin, vs. Baltimore, 12/4/54
	Bill Wade, vs. Detroit, 10/26/56
	Norm Van Brocklin, vs. Detroit, 10/13/57
	Chris Chandler, @ Carolina, 12/12/04
5	Norm Van Brocklin, @ San Francisco, 10/28/51
	Ryan Fitzpatrick, @ Minnesota, 12/11/05
	Gus Frerotte, @ Baltimore, 10/14/07

Most Consecutive Passes Attempted, None Intercepted

249	Marc Bulger, 2005-06
206	Roman Gabriel, 1968-69
169	*Sam Bradford, 2010

LOWEST PERCENTAGE PASSES INTERCEPTED

Career (500 att.)

2.15	Sam Bradford, 2010- (1,760-38)
2.93	Marc Bulger, 2001-09 (3,171-93)
3.38	Roman Gabriel, 1962-72 (3,313-112)

Season (Qualifiers)

1.40	Marc Bulger, 2006 (588-8)
1.75	Roman Gabriel, 1969 (399-7)
2.08	Trent Green, 2000 (240-5)

Season, Rookie (Qualifiers)

2.54	Sam Bradford, 2010 (590-15)
3.56	Dieter Brock, 1985 (365-13)
4.07	Tony Banks, 1996 (368-15)

TIMES SACKED

Career

279	Roman Gabriel, 1962-72
254	Marc Bulger, 2001-09
186	Jim Everett, 1986-93

Season

51	Dieter Brock, 1985
49	Marc Bulger, 2006
48	Roman Gabriel, 1966
	Tony Banks, 1996

Game

10	Bill Munson, @ San Francisco, 12/6/64
	James Harris, vs. San Francisco, 10/11/76
8	Roman Gabriel, @ Green Bay, 9/25/66
	Tony Banks, vs. San Francisco, 10/25/98
7	Many times, Last by Austin Davis, at Kansas City, 10/26/14

Game, Opponent

10	Bob Barry, vs. Atlanta 9/28/65
9	Mike Ray, vs. Tampa Bay, 11/5/78
	Dave Wilson, vs. New Orleans, 11/3/85
	Steve Beuerlein, @ Los Angeles Raiders, 9/18/88
	Rob Johnson, @ Buffalo, 9/20/98
	Kevin Kolb, vs. Arizona, 10/4/12
8	Joe Montana, @ San Francisco, 12/18/88
	Daunte Culpepper, vs. Minnesota, 11/30/03
8	Colin Kaepernick, @ San Francisco, 11/3/19

PASS RECEIVING RECEPTIONS

Most Seasons Leading Team

9	Henry Ellard, 1984-93
7	Torry Holt, 1999-2008
5	Tom Fears, 1948-55

Most Consecutive Seasons Leading Team

8	Henry Ellard, 1984-91
7	Torry Holt, 2002-08
4	Jim Phillips, 1960-63

Career

942	Isaac Bruce, 1994-2007
869	Torry Holt, 1999-2008
593	Henry Ellard, 1983-1993

Season

119	Isaac Bruce, 1995
117	Torry Holt, 2003
102	Torry Holt, 2005

Season, Rookie

54	Eddie Kennison, 1996
53	Donnie Avery, 2008
52	Torry Holt, 1999

Season, Running Back

90	Steven Jackson, 2006
87	Marshall Faulk, 1999
83	Marshall Faulk, 2001

Game

18	Tom Fears, vs. Green Bay, 12/3/50
15	Willie Anderson, @ New Orleans, 11/26/89
	Isaac Bruce, vs. Miami, 12/24/95
	Danny Amendola, vs. Washington, 9/16/12
14	Dick Hoerner, vs. New York Yanks, 11/19/50

Game, Opponent

16	Jerry Rice, @ San Francisco, 11/20/94
	Keenan McCardell, vs. Jacksonville, 10/20/96
13	Larry Centers, @ Arizona, 9/29/96
12	Andre Rison, @ Atlanta, 9/11/94

Most Consecutive Games, Pass Reception

153	Torry Holt, 1999-2008
81	Henry Ellard, 1986-92
	Marshall Faulk, 1999-2004
70	Jim Phillips, 1958-63

Most Seasons 50 or More Pass Receptions

11	Isaac Bruce, 1995-97, 1999-2004, 2006-07
10	Torry Holt, 1999-2008
7	Henry Ellard, 1985, 1987-1991, 1993

YARDS

Most Seasons Leading Team

9	Henry Ellard, 1984-91, 1993
	Torry Holt, 2000-08
5	Tom Fears, 1948-55

Most Consecutive Seasons Leading Team

9	Torry Holt, 2000-08
8	Henry Ellard, 1984-91
4	Jim Phillips, 1960-63

Career

14,109	Isaac Bruce, 1994-2007
12,660	Torry Holt, 1999-2008
9,761	Henry Ellard, 1983-93

Season

1,781	Isaac Bruce, 1995
1,696	Torry Holt, 2003
1,635	Torry Holt, 2000

Season, Rookie

924	Eddie Kennison, 1996
788	Torry Holt, 1999
786	Bucky Pope, 1964

Season, Running Back

1,049	Marshall Faulk, 1999
830	Marshall Faulk, 2000
825	Amp Lee, 1997

Game

*336	Willie Anderson, @ New Orleans, 11/26/89
303	Jim Benton, @ Detroit, 11/22/45
238	Harold Jackson, vs. Dallas, 10/14/73

Game, Rookie

226	Eddie Kennison, @ Atlanta, 12/15/96
208	Jim Phillips, @ Green Bay, 11/16/58
163	Donnie Avery, @ New England, 10/26/08

Game, Opponent

286	John Taylor, vs. San Francisco, 12/11/89
257	Billy Wilson, vs. San Francisco, 10/3/54
241	Jerry Rice, @ San Francisco, 12/9/85

Longest Pass Reception

96t	Ollie Matson (from Frank Ryan), vs. Pittsburgh, 10/1/61
95t	Bucky Pope (from Bill Munson), vs. Green Bay, 12/13/64
93t	Jim Phillips (from Bill Wade), @ Green Bay, 11/16/58
	Wendell Tucker (from Roman Gabriel), vs. San Francisco, 11/9/69

Most Seasons, 1,000 or More Yards Pass Receiving

9	Isaac Bruce, 1995-96, 1999-2004, 2006
8	Torry Holt, 2000-07
4	Henry Ellard, 1988-91

Most Games, 100 or More Yards Pass Receiving, Career

46	Torry Holt, 1999-2008
43	Isaac Bruce, 1994-2007
26	Henry Ellard, 1983-93

Most Games, 100 or More Yards Pass Receiving, Season

10	Torry Holt, 2003
9	Isaac Bruce, 1995
8	Elroy Hirsch, 1951
	Torry Holt, 2000

Most Consecutive Games, 100 or More Yards, Pass Receiving

6	Isaac Bruce, 1995
5	Elroy Hirsch, 1951
	Bob Boyd, 1954
3	Isaac Bruce, 2004

Most Consecutive Games, 150 or More Yards, Pass Receiving

3	Isaac Bruce, 1995
2	Tom Fears, 1950-51
	Torry Holt, 2000
	Torry Holt, 2003
	Torry Holt, 2004

AVERAGE GAIN**Career (150 receptions)**

20.5	Bob Boyd, 1950-57 (176-3,611)
20.3	Willie Anderson, 1988-94 (259-5,246)
18.3	Elroy Hirsch, 1949-57 (343-6,289)

Game (3 receptions)

*63.0	Torry Holt, @ Atlanta, 9/24/00 (3-189)
50.3	Jack Snow, @ Baltimore, 10/15/67 (3-151)
49.7	Bob Boyd, @ Green Bay, 10/17/54 (3-149)

Game (3 receptions), Opponent

55.3	Koren Robinson, vs. Seattle, 10/20/02 (3-166)
49.3	Charley Taylor, vs. Washington, 10/22/67 (3-148)
44.0	Charles Wilson, vs. Tampa Bay, 12/11/94 (4-176)

TOUCHDOWNS**Career**

84	Isaac Bruce, 1994-2007
74	Torry Holt, 1999-2008
53	Elroy Hirsch, 1949-57

Season

17	Elroy Hirsch, 1951
----	--------------------

13	Harold Jackson, 1973
----	----------------------

Isaac Bruce, 1995

12	Isaac Bruce, 1999
----	-------------------

Torry Holt, 2003

Season, Rookie

10	Bucky Pope, 1964
8	Eddie Kennison, 1996
6	Leon Clarke, 1956
	Torry Holt, 1999

Game

4	Bob Shaw, vs. Washington, 12/11/49
	Elroy Hirsch, @ New York Yanks, 9/28/51
	Harold Jackson, vs. Dallas, 10/14/73
	Isaac Bruce, vs. San Francisco, 10/10/99
3	Many times, Last by Torry Holt, vs. Seattle, 10/15/06
2	Many times, Last by Brian Quick, at Phil., 10/5/14

Game, Opponent

4	Mike Ditka, vs. Chicago, 10/13/63
3	Many times, last by Torrey Smith, vs. Baltimore, 9/25/11
2	Many times, last by Larry Fitzgerald, vs. Arizona, 9/8/13

Most Consecutive Games, Touchdown

11	Elroy Hirsch, 1950-51
6	Henry Ellard, 1988-89
5	Jim Benton, 1938-39
	Jack Snow, 1967-68
	Harold Jackson, 1973
	Torry Holt, 2003, 2006

PUNTING**Career**

449	Donnie Jones, 2007-11
432	Dale Hatcher, 1985-89, 1991
380	Sean Landeta, 1993-96, 2003-04

Season

105	Donnie Jones, 2011
97	Dale Hatcher, 1986
94	Donnie Jones, 2010
93	Ken Clark, 1979

Season, Rookie

93	Ken Clark, 1979
87	Dale Hatcher, 1985
82	Johnny Hekker, 2012
77	Rusty Jackson, 1976

Game

12	Parker Hall, vs. Green Bay, 11/26/39
	Rusty Jackson, @ San Francisco, 11/21/76
11	Danny Villanueva, vs. Dallas, 9/30/62
	Danny Villanueva, @ Pittsburgh, 9/13/64
	Donnie Jones, vs. San Francisco, 1/3/2010
10	Many times, last by Donnie Jones, vs. Seattle, 11/20/11

Game, Opponent

14	George Taliaferro, vs. New York Yanks, 9/28/51
11	Tom Girard, vs. Green Bay, 12/3/50
	Gerry Collins, vs. Cleveland, 12/12/65
	Bobby Joe Green, @ Chicago, 12/2/73
	Tom Wittum, @ San Francisco, 11/21/76
	Hermon Weaver, @ Seattle, 11/4/79
10	Many times, Last by Tommy Barnhardt, @ New Orleans, 11/26/89

Longest Punt

88	Bob Waterfield, @ Green Bay, 10/17/48
86	Bob Waterfield, @ Green Bay, 10/5/47
80	Donnie Jones, @ Seattle, 10/21/07
	Parker Hall, vs. Philadelphia 12/3/39

Longest Punt, Opponent

76	Sammy Baugh, @ Washington, 11/5/44
----	------------------------------------

75	Sam Baker, vs. Dallas, 9/30/62
74	Jack Jacobs, @ Green Bay, 10/5/47

AVERAGE GROSS YARDS

Career (250 punts)

46.6	Donnie Jones, 2007-11 (449-20,924)
44.3	Danny Villanueva, 1961-64 (296-13,009)
44.1	Sean Landeta, 1993-96, 2003-04 (380-16,747)

Season (Qualifiers)

50.0	Donnie Jones, 2008 (82-4,100)
47.2	Donnie Jones, 2007 (78-3,684)
46.8	Donnie Jones, 2009 (90-4,212)

Season, Rookie (Qualifiers)

45.8	Johnny Hekker, 2012 (82-3,756)
43.6	John Misko, 1982 (45-1,961)
43.2	Dale Hatcher, 1985 (87-3,735)

Game (4 punts)

56.9	Johnny Hekker, vs. Arizona, 10/4/12 (7-398)
56.3	Donnie Jones, vs. Arizona, 11/22/09 (4-225)
56.2	Donnie Jones, vs. Buffalo, 9/28/08 (5-281)
56.0	Donnie Jones, vs. Arizona, 10/7/07 (4-224)

Game, Opponent (4 Punts)

59.5	Mike Scifres, vs. Chargers, 10/17/10 (6-357)
57.3	Fred Morrison, @ Chicago Bears, 11/16/52 (4-229)
56.8	Sammy Baugh, @ Washington, 10/26/41 (6-341)

HAD BLOCKED

Career

5	Bob Waterfield, 1945-52
4	Dale Hatcher, 1985-89, 1991
2	Many players, last by John Misko, 1982-84

Season

2	Bob Waterfield, 1950
	Jon Kilgore, 1967
	Rusty Jackson, 1976
	Glen Walker, 1978
	Ken Clark, 1979
1	Many times, last by Johnny Hekker, 2014

Most Consecutive Punts, None Blocked

425	Donnie Jones, 2007-2011
380	Sean Landeta, 1993-96, 2003-04
299	Norm Van Brocklin, 1951-57

PUNT RETURNS

Most Seasons Leading Team

5	Henry Ellard, 1983-93
4	Jon Arnett, 1957-63
	Jim Bertelsen, 1972-76
3	Verda (V.T.) Smith, 1949-53
	Woodley Lewis, 1950-55
	Alvin Haymond, 1969-71
	LeRoy Irvin, 1980-89
	Eddie Kennison, 1996-98
	Az-Zahir Hakim, 1998-2001

Most Consecutive Seasons Leading Team

5	Henry Ellard, 1983-87
4	Jim Bertelsen, 1972-76
3	Verda (V.T.) Smith, 1949-51
	Woodley Lewis, 1952-54
	Alvin Haymond, 1969-71
	LeRoy Irvin, 1980-82
	Eddie Kennison, 1996-98
	Az-Zahir Hakim, 1999-2001

RETURNS

Career

146	LeRoy Irvin, 1980-89
135	Henry Ellard, 1983-93
112	Az-Zahir Hakim, 1998-2001

Season

56	Eddie Brown, 1979
53	Alvin Haymond, 1970
	Todd Kinchen, 1995
52	Jackie Wallace, 1978

Season, Rookie

42	LeRoy Irvin, 1980
30	Tavon Austin, 2013
29	Darryl Henley, 1989
	Eddie Kennison, 1996
27	Verda (V.T.) Smith, 1949

Game

7	Many times, last by Az-Zahir Hakim, @ Tennessee, 10/31/99
6	Many times, last by Vernon Turner, vs. New England, 9/13/92
5	Many times, last by Danny Amendola, vs. San Francisco, 1/3/2010

Game, Opponent

8	Kevin Miller vs. Minnesota, 12/2/79
	DeSean Jackson, @ Philadelphia, 9/7/08
7	Many times, last by Leon Washington, vs. Seattle, 11/20/11

YARDS GAINED

Career

1,527	Henry Ellard, 1983-93
1,451	LeRoy Irvin, 1980-89
1,278	Az-Zahir Hakim, 1998-2001

Season

618	Jackie Wallace, 1978
615	LeRoy Irvin, 1981
501	Henry Ellard, 1985

Season, Rookie

427	Verda (V.T.) Smith, 1949
423	Eddie Kennison, 1996
296	Henry Ellard, 1983

Game

*207	LeRoy Irvin, @ Atlanta, 11/14/81
145	Tavon Austin, @ Indianapolis, 11/10/13
127	LeRoy Irvin, @ San Francisco, 10/9/81

Game, Opponent

128	Tyrone Hughes, vs. New Orleans, 10/3/93
	Darrien Gordon, @ San Diego, 11/27/94
127	Patrick Peterson, @ Arizona, 11/6/11
125	Dana McLemore, @ San Francisco, 11/16/80
122	Robert Brooks, @ Green Bay, 10/9/94

Longest Punt Return

*103t	Robert Bailey, @ New Orleans, 10/23/94
98t	Tavon Austin, @Indianapolis, 11/10/13
90t	Dick Bass, vs. Green Bay, 12/17/61
90t	Stedman Bailey vs. Seattle, 10/19/14
88t	Tom Harmon, vs. Detroit, 11/23/47
88t	Nick Miller, vs. Arizona, 11/27/11

Longest Punt Return, Opponent

99t	Patrick Peterson, @ Arizona, 11/6/11
94t	Darrien Gordon, @ Denver, 9/14/97
93t	Dana McLemore, @ San Francisco, 1/2/82
90t	Nate Burleson, @ Seattle, 11/12/06

AVERAGE YARDAGE

Career (Min. 75 ret.)

11.4	Az-Zahir Hakim, 1998-2001 (112-1,278)
11.3	Henry Ellard, 1983-93 (135-1,527)
11.1	Danny Amendola, 2009-12 (81-899)

Season (Qualifiers)

18.5	Woodley Lewis, 1952 (19-351)
15.8	Verda (V.T.) Smith, 1949 (27-427)
15.6	Les Horvath, 1948 (13-203)

Season, Rookie (Qualifiers)

15.8	Verda (V.T.) Smith, 1949 (27-427)
14.6	Eddie Kennison, 1996 (29-423)
14.5	Jim Bertelsen, 1972 (16-232)

Game

40.0	Woodley Lewis @ Detroit, 10/18/53 (3-120)
39.3	Jon Arnett vs. Chicago, 11/2/58 (3-118)
36.3	Tavon Austin @ Indianapolis, 11/10/13 (4-145)
34.7	Henry Ellard @ Atlanta, 10/22/84 (3-104)

Game, Opponent (3 returns)

36.0	Art Jones, vs. Pittsburgh, 9/7/41 (3-108)
	George McAfee, @ Chicago Bears, 10/10/48 (3-108)
32.0	Tyrone Hughes, vs. New Orleans, 13/3/93 (4-128)
31.8	Patrick Peterson, @ Arizona, 11/6/11 (4-127)

TOUCHDOWNS

Career

4	LeRoy Irvin, 1980-89
	Henry Ellard, 1983-91
3	Woodley Lewis, 1950-55
	Eddie Kennison, 1996-98
2	Todd Kinchen, 1992-95
	Az-Zahir Hakim, 1998-2001

Season

3	LeRoy Irvin, 1981
2	Woodley Lewis, 1952
	Henry Ellard, 1984
	Todd Kinchen, 1992
	Eddie Kennison, 1996
1	Many times, last by Tavon Austin, 2013

Season, Rookie

2	Todd Kinchen, 1992
	Eddie Kennison, 1996
1	Verda (V.T.) Smith, 1949
	Henry Ellard, 1983
	Tavon Austin, 2013

Game

†2	Leroy Irvin, @ Atlanta, 10/11/81
	Todd Kinchen, vs. Atlanta, 12/27/92
1	Many times, last by Stedman Bailey, vs. Seattle, 10/21/14

Game, Opponent

2	Jack Christiansen, vs. Detroit, 10/14/51
1	Many times, last by Patrick Peterson, vs. Ari. 11/25/11

KICKOFF RETURNS

Most Seasons Leading Team

5	Ron Brown, 1984-89, 1991
3	Fred Gehrke, 1940, 1945-49
	Jon Arnett, 1957-63
	Cullen Bryant, 1973-82, 1987
	Drew Hill, 1979-84
	Barry Redden, 1982-86
	Tony Horne, 1998-00
2	Woodley Lewis, 1950-55
	Carver Shannon, 1962-64
	Willie Ellison, 1967-72
	Ron Smith, 1968-69
	Vernon Turner, 1991-92
	J.T. Thomas, 1995-98
	Arlen Harris, 2003-04
	Dante Hall, 2007-08
	Danny Amendola, 2009-10

Most Consecutive Seasons Leading Team

5	Ron Brown, 1985-89
3	Drew Hill, 1979-81
	Barry Redden, 1982-84
	Tony Horne, 1998-00
2	Woodley Lewis, 1953-54
	Carver Shannon, 1963-64
	Ron Smith, 1968-69
	Vernon Turner, 1991-92
	Arlen Harris, 2003-04
	Dante Hall, 2007-08
	Danny Amendola, 2009-10

RETURNS

Career

171	Drew Hill, 1979-84
169	Ron Brown, 1984-89, 1991
143	Tony Horne, 1998-2000

Season

66	Danny Amendola, 2009
60	Drew Hill, 1981
57	Tony Horne, 2000

Season, Rookie

56	Tony Horne, 1998
51	Arlen Harris, 2003
49	David Thompson, 1997

Game

9	Danny Amendola, @ Tennessee, 12/13/09
8	Tony Horne, @ Kansas City, 10/22/00
	Chris Johnson, @ Indianapolis, 10/17/05
	Derek Stanley, vs. Pittsburgh, 12/20/07
	Danny Amendola, vs. Green Bay, 9/27/09
7	Many times, last by Danny Amendola, vs. Atlanta, 11/21/10

Game, Opponent

8	DeRon Jenkins, vs. San Diego, 10/1/00
	Bethel Johnson, @ Minnesota, 12/31/06
	Pierre Thomas, @ New Orleans, 11/11/07
7	Tim Dwight, @ Atlanta, 10/17/99
	Dino Philyaw, vs. New Orleans, 11/28/99
	Dino Philyaw, @ New Orleans, 12/12/99
	Steve Smith, vs. Carolina, 11/11/01
	Maurice Morris, vs. Seattle, 10/20/02
	Kevin Kasper, vs. Arizona, 12/15/02
6	Many times, last by LaRod Stephens-Howling, vs. Arizona, 12/5/10

YARDS GAINED

Career

3,918	Ron Brown, 1984-89, 1991
3,577	Tony Horne, 1998-2000
3,438	Drew Hill, 1979-84

Season

1,618	Danny Amendola, 2009
1,379	Tony Horne, 2000
1,306	Tony Horne, 1998

Season, Rookie

1,306	Tony Horne, 1998
1,175	Arlen Harris, 2003
1,110	David Thompson, 1997

Game

267	Tony Horne, @ Kansas City, 10/22/00
229	Derek Stanley, vs. Pittsburgh, 12/20/07
217	Danny Amendola, @ Tennessee, 12/13/09

Game, Opponent

304	Tyrone Hughes, @ New Orleans, 10/23/94
294	Wally Triplett, vs. Detroit, 10/29/50
252	Steve Smith, vs. Carolina, 11/11/01

Longest Kickoff Return

105t	Jon Arnett, vs. Detroit, 10/29/61
	Travis Williams, vs. New Orleans, 12/5/71
103t	Tom Wilson, @ Baltimore, 11/25/56
	Tony Horne, vs. Atlanta 10/15/00
102t	Tony Horne, vs. Atlanta, 11/29/98

Longest Kickoff Return, Opponent

105t	Abe Woodson, vs. San Francisco, 11/8/53
	Stefan Logan, at Detroit, 10/10/10
104t	Travis Williams, vs. Green Bay, 12/9/67
103t	Russ Craft, vs. Philadelphia, 10/7/50

AVERAGE YARDAGE**Career (Min. 75 returns)**

26.3	Ron Brown, 1984-89, 91 (149-3,918)
24.7	Tony Horne, 1998-2000 (143-3,575)
23.8	Woodley Lewis, 1950-55 (109-2,575)
23.5	Danny Amendola, 2009-12 (118-2,776)

Season (Qualifiers)

33.7	Verda (V.T.) Smith, 1950 (22-742)
32.8	Ron Brown, 1985 (28-918)
31.8	Tom Wilson, 1956 (15-477)

Season, Rookie (Qualifiers)

31.8	Tom Wilson, 1956 (15-477)
28.0	Jon Arnett, 1957 (18-504)
27.1	Ron Waller, 1955 (17-461)

Game (3 returns)

51.7	Tommy Wilson, vs. Green Bay, 12/6/59
51.5	Tony Horne, vs. Atlanta, 11/29/98
50.3	Verda (V.T.) Smith, vs. Detroit 10/29/50

Game, Opponent (3 returns)

73.5	Wally Triplett, vs. Detroit, 10/29/50
52.7	Abe Woodson, vs. San Francisco, 11/8/53
51.8	Joe Scott, @ New York Giants, 11/14/78

TOUCHDOWNS**Career**

4	Ron Brown, 1984-89, 1991
	Tony Horne, 1998-2000
3	Verda (V.T.) Smith, 1949-53
	Cullen Bryant, 1973-82, 1987
2	Jon Arnett, 1957-63

Season

3	Verda (V.T.) Smith, 1950
	Ron Brown, 1985
2	Tony Horne, 1999
1	Many times, last by Chris Johnson, 2005

Game

†2	Ron Brown, vs. Green Bay, 11/24/85
1	Many times, last by Chris Johnson, vs. Seattle, 10/9/05

Game, Opponent

2	Tyrone Hughes, @ New Orleans, 10/23/94
	Devin Hester, vs. Chicago, 12/11/06
1	Many times, last by Knile Davis, at Kansas City, 10/16/14

FIELD GOAL RETURNS**Longest Field Goal Return**

99t	Jerry Williams, vs. Green Bay, 12/16/51
-----	---

Longest Field Goal Return, Opponent

83t	Kevin Ross, vs. Atlanta, 10/12/95
-----	-----------------------------------

COMBINED KICK RETURNS**MOST RETURNS****Career**

215	Woodley Lewis, 1950-55
207	Danny Amendola, 2009-12
179	Jon Arnett, 1957-63

Season

97	Danny Amendola, 2009
90	Danny Amendola, 2010
88	Alvin Haymond, 1970
	Todd Kinchen, 1995

YARDS GAINED**Game**

294	Woodley Lewis, @ Detroit, 10/18/53
267	Tony Horne, @ Kansas City, 10/22/00
262	Dante Hall, @ Dallas, 9/30/07

Game, Opponent

347	Tyrone Hughes, @ New Orleans, 10/23/94
294	Wally Triplett, vs. Detroit, 10/29/50
267	Steve Smith, vs. Carolina, 11/11/01

TOUCHDOWNS**Career**

4	Verda (V.T.) Smith, 1949-53
	Woodley Lewis, 1950-55
	LeRoy Irvin, 1980-89
	Henry Ellard, 1983-91
	Ron Brown, 1984-89, 1991
	Tony Horne, 1998-2000
3	Jon Arnett, 1957-63
	Cullen Bryant, 1973-82, 1987
	Eddie Kennison, 1996-1998
2	Fred Gehrke, 1940, 1945-49
	Tom Kalmanir, 1949-51
	Todd Kinchen, 1992-95
	Az-Zahir Hakim, 1998-2001

COMBINED NET YARDAGE

Includes rushing, receiving, interception returns, kickoff returns, punt returns, and fumble returns.

ATTEMPTS**Career**

2,806	Steven Jackson, 2004-12
1,919	Marshall Faulk, 1999-2006
1,648	Eric Dickerson, 1983-87

Season

442	Eric Dickerson, 1983
436	Steven Jackson, 2006
432	Eric Dickerson, 1986

Season, Rookie

*442	Eric Dickerson, 1983
320	Jerome Bettis, 1993
212	Larry Smith, 1969

Game

44	Jerome Bettis, vs. Chicago, 1/2/94 (ru 39, re 5)
39	Five times, last by Steven Jackson, vs. Washington, 12/24/06 (ru 33, re 6)
38	Jerome Bettis, @ Kansas City, 9/25/94 (ru 35, re 2)

YARDS**Career**

14,311	Isaac Bruce, 1994-2007
13,538	Steven Jackson, 2004-12
12,732	Torry Holt, 1999-2008

Season

2,429	Marshall Faulk, 1999
2,401	Steven Jackson, 2006
2,259	Eric Dickerson, 1984

Season, Rookie

2,212	Eric Dickerson, 1983
1,801	Eddie Kennison, 1996
1,673	Jerome Bettis, 1993

Game

336	Willie Anderson, @ New Orleans, 11/26/89
314	Tavon Austin, @ Indianapolis, 11/10/13
303	Jim Benton, vs. Detroit, 11/22/45
286	Marshall Faulk, vs. Atlanta, 10/15/00

INTERCEPTIONS BY**Career**

46	Ed Meador, 1959-70
37	Nolan Cromwell, 1977-87
34	LeRoy Irvin, 1980-89

Season

*14	Dick (Night Train) Lane, 1952
12	Woodley Lewis, 1950
11	Will Sherman, 1955

Season, Rookie

*14	Dick (Night Train) Lane, 1952
12	Woodley Lewis, 1950
9	George Sims, 1949
	Don Burroughs, 1955

Game

3	Many times, last by Keith Lyle, @ Atlanta, 12/15/96
2	Many times, last by Janoris Jenkins, @ Arizona 11/25/12
1	Many times, last by Janoris Jenkins, vs. Dallas 9/21/14

Game, Opponent

4	Dave Baker, vs. San Francisco, 12/4/60
3	Many times, last by Adrian Wilson and Kerry Rhodes, vs. Arizona, 9/12/10
2	Many times, last by Kendrick Lewis, vs. Kansas City, 12/19/10

Consecutive Games Intercepted By

6	Will Sherman, 1954-55
5	Dick (Night Train) Lane, 1952
4	Nolan Cromwell, 1980
	Kirk Collins, 1983
	Oshiomogho Atogwe, 2007

YARDS GAINED**Career**

671	Nolan Cromwell, 1977-87
654	LeRoy Irvin, 1980-89
547	Ed Meador, 1959-70

Season

298	Dick (Night Train) Lane, 1952
275	Woodley Lewis, 1950
205	Travis Fisher, 2003

Season, Rookie

298	Dick (Night Train) Lane, 1952
275	Woodley Lewis, 1950
152	Jack Morris, 1958

Game

107	Aaron Martin, vs. San Francisco, 10/18/64
106	Anthony Parker, vs. Jacksonville, 10/20/96
99	Johnnie Johnson, vs. Green Bay, 9/21/80

Game, Opponent

111	Ace Parker, vs. Brooklyn, 11/17/40
108	Felix Wright, vs. Cleveland, 10/26/87
105	Malcolm Jenkins, at New Orleans, 12/12/10

Longest Returns

99t	Johnnie Johnson, vs. Green Bay, 9/21/80
-----	---

98t Alec Ogletree, at Houston, 10/13/13

97t	Herb Rich, vs. Dallas Texans, 11/2/52
	Bobby Smith, vs. San Francisco, 10/18/64
95t	Will Sherman, vs. Green Bay, 12/16/56

Longest Return, Opponent

101t	Richie Pettibon, @ Chicago, 12/9/62
	Henry Carr, vs. New York Giants, 11/13/66
99t	Tim Lewis, @ Green Bay, 11/18/84
	Dominique Rodgers-Cromartie, @ Arizona, 12/7/08
97t	Reggie Rutland, @ Minnesota, 12/15/91

TOUCHDOWNS**Career**

5	Ed Meador, 1959-70
	LeRoy Irvin, 1980-89
4	Jack Pardee, 1957-70
	Jim Youngblood, 1973-84
	Rod Perry, 1975-82
	Nolan Cromwell, 1977-87
	Johnnie Johnson, 1980-89
	Janoris Jenkins, 2012-

Season

3	Monte Jackson, 1976
	Rod Perry, 1978
	Janoris Jenkins, 2012

FUMBLES**OPPONENTS' FUMBLES RECOVERED****Career**

19	Johnnie Johnson, 1980-89
18	Ed Meador, 1959-70
17	Nolan Cromwell, 1977-87

Season

5	Andy Robustelli, 1955
	Bill Jabko, 1959
	Ed Meador, 1961
	Johnnie Johnson, 1981
	Brian Young, 2003
4	Many times, last by Anthony Parker, 1995
3	Many times, last by William Hayes, 2013

Longest Fumble Return

98t	Toby Wright, @ New Orleans, 10/23/94
94t	Keith Lyle, @ Atlanta, 9/24/00
93t	Adam Archuleta, vs. Tampa Bay, 10/18/04

Longest Fumble Return, Opponent

85t	Eric Hill, vs. Phoenix, 9/1/91
84t	Larry Brink, vs. Chicago Bears, 11/28/54
82t	Donnie Edwards, vs. San Diego, 11/10/02

**OPPONENTS' FUMBLES
RETURNED FOR TOUCHDOWNS****Career**

2	Jack Dwyer, 1952-54
	Toby Wright, 1994-97
	Leonard Little, 1998
1	Mike Jones, 1997-2000
	Devin Bush, 1999-2001
	Dre' Bly, 1999-2002
	Aeneas Williams, 2001-04
	Adam Archuleta, 2001-05
	Victor Adeyanju, 2006
	Oshiomogho Atogwe, 2008
	Janoris Jenkins, 2012
	Daren Bates, 2013
	Chris Long, 2013
	Robert Quinn, 2013

SACKS

TOTAL SACKS

Career (Unofficial)

159.5 David (Deacon) Jones, 1961-71
151.5 Jack Youngblood, 1971-84
94 Merlin Olsen, 1962-76

Season

22 David (Deacon) Jones, 1964
David (Deacon) Jones, 1968
19 **Robert Quinn, 2013**
18 Jack Youngblood, 1979
17 Kevin Carter, 1999

Season, Rookie

8 David (Deacon) Jones, 1961
6 Kevin Carter, 1995
5 Sean Gilbert, 1992
Robert Quinn, 2011

Game

5 Gary Jeter, @ Los Angeles Raiders, 9/18/88
4.5 Kevin Greene, @ San Francisco, 12/18/88
4 Sean Gilbert, vs. Pittsburgh, 9/12/93
Leonard Little, vs. Minnesota, 11/30/03

Game, Opponent

4 Edmund Nelson, vs. Pittsburgh, 9/16/84
Roy Barker, vs. San Francisco 10/25/98
Darryl Tapp, @ Seattle 10/21/07
3 Many times, last by Chris Clemons, vs. Seattle, 11/20/11
2.5 John Rade, @ Atlanta, 11/17/85
Reggie White, @ Green Bay, 9/3/95
Kevin Greene, vs. Carolina 11/17/96
DaShon Polk, @ Houston 11/27/05
Bryant Young, @ San Francisco 11/18/07
Brian Orakpo, vs. Washington, 10/2/11
Isreal Idonije, @ Chicago, 9/23/12

TACKLES

COMBINED TACKLES

Career

915 Merlin Olsen, 1962-76
897 Jack Reynolds, 1970-80
896 David (Deacon) Jones, 1961-71

Season

193 London Fletcher, 2000
189 London Fletcher, 2001
185 Jim Collins, 1984

BLOCKED KICKS

BLOCKED PUNTS

Career

10 Ed Meador, 1959-70
8 Jack Youngblood, 1971-84
David (Deacon) Jones, 1961-71
6 Ivory Sully, 1979-84
Nolan Cromwell, 1977-87

Season

4 Ed Meador, 1964
3 Ed Meador, 1962
Irv Cross, 1966
Tony Guillory 1967
Nolan Cromwell, 1987

TEAM RECORDS

GAMES WON

Most Consecutive Games Won (Including postseason)

11	1969
8	1952, 1967, 2001
7	1978, 1985, 1999, 2003

Most Games Won, Season (Regular Season)

14	2001
13	1999
12	1973, 1975, 1978, 2003

Most Consecutive Games Won, Season (Including postseason)

11	1969
8	1952, 1967, 2001
7	1978, 1985, 1999, 2003

Most Consecutive Home Games Won (Regular Season)

15	2002-04
13	1998-2000
11	1973-74, 1976-78

Most Consecutive Road Games Won (Regular Season)

9	2000-02
7	1967-68
	1968-69
	1975-76
5	1988

GAMES LOST

Most Consecutive Games Lost (Regular Season)

17	2008-09
12	1937-38, 1959-60
11	1991-92

Most Consecutive Home Games Lost (Regular Season)

14	2008-10
11	1961-63
8	1997-98

Most Consecutive Away Games Lost (Regular Season)

12	1991-92
10	1961-62
9	1956-57, 1964-65, 2008-09

SCORING

Most Points, Season

540	2000
526	1999
503	2001

Most Points, Opponent, Season

471	2000
465	2008
438	2007

Fewest Points, Season

75	1937
116	1941
131	1938

Fewest Points, Opponent, Season

135	1975
136	1945
146	1977

Most Points, Game

70	vs. Baltimore, 10/22/50
65	vs. Detroit, 10/29/50
59	vs. Atlanta, 12/4/76
	vs. Atlanta, 11/10/96

Most Points, Opponent, Game

56	@ Philadelphia, 10/8/50
	@ Baltimore, 11/25/56
54	@ Kansas City, 10/22/00
52	vs. Chicago, 10/13/63

Most Points, Both Teams, Game

97	Rams 70, Baltimore 27, 10/22/50
89	Rams 52, New York Giants 37, 11/14/48
	Rams 65, Detroit 24, 10/29/50
88	Rams 57, vs. San Diego 31 10/1/00
	@ Kansas City 54, Rams 34, 10/22/00

Fewest Points, Both Teams, Game

6	Many times, last @ New Orleans 6, Rams 0, 11/9/86
7	vs. Chicago Cardinals 7, Rams 0, 11/23/41
	@ Chicago Cardinals 7, Rams 0, 9/13/42
9	@ Green Bay 6, Rams 3, 11/14/65
	Rams 9, @ Cleveland 0, 11/27/77

Most Points Overcome to Win Game

24	@ Tampa Bay, 12/6/92, (trailed 3-27, won 31-27)
22	@ Green Bay, 10/12/52, (trailed 6-28, won 30-28)
21	@ Green Bay, 11/17/57, (trailed 3-24, won 31-27)
	@ Houston, 11/27/05, (trailed 3-24, won 33-27)

Most Points, Opponent, Overcome to Win Game

23	@ Green Bay, 9/12/82, (trailed 23-0, won 35-23)
21	vs. Denver, 12/12/82, (trailed 21-0, won 27-24)
	vs. Dallas, 9/21/14, (trailed 21-0, won 34-31)
18	vs. New Orleans, 10/28/01, (trailed 24-6, won 34-31)

Most Points Overcome to Tie Game

28	vs. Philadelphia, 10/3/48, (trailed 0-28, tied 28-28)
17	@ Chicago Cardinals, 11/15/53, (trailed 17-0, tied 24-24)
14	@ Chicago Bears, 10/13/46, (trailed 24-10, tied 24-24)
	@ Chicago Cardinals, 11/20/49, (trailed 28-14, tied 28-28)
	@ Minnesota, 11/25/62, (trailed 24-10, tied 24-24)

Most Points, First Half

44	vs. Green Bay, 9/21/80
38	vs. Green Bay, 9/24/89
36	vs. St. Louis, 12/15/85

Most Points, Opponent, First Half

42	@ Baltimore, 11/25/56
40	@ New York Jets, 11/9/08
38	@ San Francisco, 10/28/51

Most Points, Both Teams, First Half

55	vs. New York Yanks, 11/18/51 (Rams 34, Yanks 21)
	vs. Detroit, 10/30/60 (Rams 34, Lions 21)
51	vs. Green Bay, 9/21/80 (Rams 44, Packers 7)
50	vs. Atlanta, 10/15/00 (Rams 29, Falcons 21)

Most Points, Second Half

41	vs. Detroit, 10/29/50
38	vs. Chicago, 11/4/51
35	vs. Baltimore, 10/22/50
	vs. Green Bay, 12/3/50
	vs. Atlanta, 12/4/76

Most Points, Opponent, Second Half

35	vs. Minnesota, 11/17/72
	@ Green Bay, 9/12/82
33	vs. St. Louis, 9/23/60
31	vs. Cleveland, 10/7/51
	vs. San Francisco, 10/23/83
	vs. Green Bay, 9/24/89

Most Points, Both Teams, Second Half

56	vs. Minnesota, 11/17/72 (Vikings 35, Rams 21)
55	vs. Detroit, 10/29/50 (Rams 41, Lions 14)
	@ New York Giants, 11/19/50 (Giants 28, Rams 27)
52	@ New York Giants, 11/14/48 (Rams 31, Giants 21)
	vs. Chicago Cardinals, 11/11/51 (Rams 38, Cardinals 14)

*NFL Record

† Ties NFL Record

Most Points, First Quarter

- 26 vs. Green Bay, 12/12/53
- 24 vs. Seattle, 10/31/76
- vs. New England, 11/2/80
- 21 Many times, last vs. Chicago, 11/24/13

Most Points, Opponent, First Quarter

- 28 @ Oakland, 10/29/72
- 21 Twice, last vs. Baltimore, 9/25/11
- 20 @ Kansas City, 10/22/00

Most Points, Both Teams, First Quarter

- 34 vs. Baltimore, 10/22/50 (Rams 21, Colts 13)
- 33 vs. Green Bay, 12/12/53 (Rams 26, Packers 7)
- 28 vs. New Orleans, 12/5/71 (Rams 21, Saints 7)
- @ Oakland, 10/29/72 (Raiders 28, Rams 0)
- vs. Dallas, 10/19/08 (Rams 21, Cowboys 7)
- vs. Chicago, 11/24/13 (Rams 21, Bears 7)

Most Points, Second Quarter

- 37 vs. Green Bay, 9/21/80
- 28 @ New Orleans, 10/7/79
- @ Atlanta, 12/9/79
- vs. Green Bay, 9/24/89
- vs. Indianapolis, 12/30/01
- 24 vs. Green Bay, 12/14/58
- vs. Detroit, 10/30/60
- vs. Pittsburgh, 9/22/68

Most Points, Opponent, Second Quarter

- 28 Many times, last @ San Francisco, 11/16/08
- 24 vs. Arizona, 11/2/08
- 23 vs. Minnesota, 12/16/12

Most Points, Both Teams, Second Quarter

- 45 vs. Detroit, 10/30/60 (Rams 24, Lions 21)
- 44 vs. Green Bay, 9/21/80 (Rams 37, Packers 7)
- 42 @ Detroit, 10/12/58 (Rams 21, Lions 21)

Most Points, Third Quarter

- *41 vs. Detroit, 10/29/50
- 28 vs. Chicago Cards, 11/11/51
- 21 Many times, last at Houston, 10/13/13

Most Points, Opponent, Third Quarter

- 25 vs. New Orleans, 10/28/01
- 21 Many times, last @ Dallas, 9/30/07
- 20 Three times, last vs. San Francisco, 10/22/95

Most Points, Both Teams, Third Quarter

- 48 vs. Detroit, 10/29/50 (Rams 41, Lions 7)
- 31 @ New York Giants, 11/14/48 (Giants 21, Rams 10)
- @ Chicago, 11/3/86 (Rams 17, Bears 14)
- 28 Many times, last @ Cleveland, 12/12/90 (Rams 14, Browns 14)

Most Points, Fourth Quarter

- 28 vs. Chicago, 10/26/52
- vs. San Francisco, 12/30/02
- 24 @ Green Bay, 10/12/52
- @ Green Bay, 10/18/59
- @ Atlanta, 11/19/67
- 21 Many times, last vs. New Orleans, 10/23/05

Most Points, Opponent, Fourth Quarter

- 28 vs. San Francisco, 10/23/83
- 23 @ Oakland, 12/18/82
- 22 vs. Arizona, 11/20/05
- @ New Orleans, 11/11/07

Most Points, Both Teams, Fourth Quarter

- 38 @ New York Yanks, 11/19/50 (Yanks 21, Rams 17)
- 35 vs. Minnesota, 11/17/72 (Vikings 21, Rams 14)
- vs. San Francisco, 10/23/83 (49ers 28, Rams 7)
- 34 @ San Francisco, 10/4/92 (Rams 17, 49ers 17)

TOUCHDOWNS**Most Touchdowns, Season**

- 67 2000
- 66 1999
- 64 1950

Fewest Touchdowns, Season

- 10 1937
- 16 1941
- 17 2009

Most Touchdowns, Game

- †10 vs. Baltimore, 10/22/50
- 9 vs. Detroit, 10/29/50
- 8 Five times, last vs. Atlanta 11/10/96

Most Touchdowns, Opponents, Game

- 8 @ Philadelphia, 10/8/50
- @ Baltimore, 11/25/56
- 7 @ San Francisco, 12/27/87
- @ Kansas City, 10/22/00
- @ Kansas City, 12/8/02
- 6 Many times, last vs. New England, 10/28/12

Most Touchdowns, Both Teams, Game

- 14 vs. Baltimore, 10/22/50 (Rams 10, Colts 4)
- 12 @ New York Giants, 11/14/48 (Rams 7, Giants 5)
- vs. Washington, 12/11/49 (Rams 8, Redskins 4)
- vs. Detroit, 10/29/50 (Rams 9, Lions 3)
- @ Kansas City, 10/22/00 (Chiefs 7, Rams 5)
- 11 Six times, last vs. San Francisco, 10/23/83 (49ers 6, Rams 5)

POINTS AFTER TOUCHDOWNS**Most Points After Touchdowns, Season**

- 64 1999
- 59 1950
- 58 2000, 2001

Most Points After Touchdowns, Game

- *10 vs. Baltimore, 10/22/50
- 8 vs. Detroit, 10/29/50
- vs. San Francisco, 11/9/58
- vs. Atlanta, 11/10/96
- 7 Many times, last vs. New York Giants, 11/13/66

Most Points After Touchdowns, Opponent, Game

- 8 @ Philadelphia, 10/8/50
- @ Baltimore, 11/25/56
- 7 @ San Francisco, 12/27/87
- @ Kansas City, 12/8/02
- 6 Many times, last vs. New England, 10/28/12

TWO-POINT CONVERSIONS**Most Two-Point Conversions, Season**

- 5 2012
- 4 1998, 2000, 2004
- 3 2013
- 2 1994, 1995, 1996, 1999, 2001, 2005

Most Two-Point Conversions, Opponents, Season

- 7 1997
- 3 1994, 2000
- 2 1988, 2007

Most Two-Point Conversions, Game

- *4 vs. Atlanta, 10/15/00
- 1 26 times, last vs. Arizona, 9/8/13

Most Two-Point Conversions, Opponent, Game

- 2 @ New Orleans, 11/11/07
- 1 Many times, last vs. Indianapolis, 11/10/13

Most Two-Point Conversion Attempts, Season

- 9 2000
- 6 1995, 2012
- 5 1994

Most Two-Point Conversion Attempts, Opponent, Season

- 8 1997
- 6 2000
- 4 1994, 2007

FIELD GOALS

Most Field Goals Attempted, Season

†49	1966
47	1973
45	1970

Most Field Goals Attempted, Opponent, Season

39	2007
38	2010
37	1993, 2011, 2012

Most Field Goals Attempted, Game

7	vs. Detroit, 12/9/51
	vs. Denver, 9/10/06
6	Many times, last @ New Orleans, 11/26/72
5	Many times, last @ Cleveland, 12/8/03

Most Field Goals Attempted, Opponent, Game

7	vs. Baltimore, 12/4/54
	vs. Minnesota, 11/5/89
6	Many times, last vs. New Orleans, 9/26/04
5	Many times, last vs. Minnesota, 12/16/12

Most Field Goals Made, Game

6	vs. Denver, 9/10/06
5	vs. Detroit, 12/9/51
	vs. San Diego, 10/1/00
4	Many times, last at Tampa Bay, 9/14/14

Most Field Goals Made, Opponent, Game

†7	vs. Minnesota, 11/5/89
5	vs. Dallas, 12/21/87
	vs. New Orleans, 9/26/04
	@ Baltimore, 10/14/07
	vs. Minnesota, 12/16/12
4	Many times, last at Tampa Bay, 10/24/10

SAFETIES

Most Safeties, Game

*3	vs. New York Giants, 9/30/84
2	vs. Green Bay, 10/21/73
2	@ Arizona, 11/6/11
1	Many times, last vs. Carolina, 10/20/13

Most Safeties, Game, Opponent

2	@ San Francisco, 9/8/96
1	Many times, last vs. Arizona, 12/8/13

FIRST DOWNS

Most First Downs, Season

380	2000
357	2001
335	1999, 2003

Most First Downs, Opponent, Season

337	2013
333	1994
	2009
329	1996

Fewest First Downs, Season

88	1937
101	1938
103	1942

Fewest First Downs, Opponent, Season

116	1944
124	1939
129	1945

Most First Downs, Game

38	vs. New York Giants, 11/13/66
34	vs. New York Yanks, 9/28/51
	vs. Arizona, 9/28/03
33	vs. Green Bay, 12/16/56

Most First Downs, Opponent, Game

36	vs. Jacksonville, 10/20/96
----	----------------------------

32 @ San Francisco, 11/20/94

30 vs. Phoenix, 10/2/88

30 vs. Chicago, 11/24/13, vs. New Orleans 12/15/13

Most First Downs, Both Teams, Game

58	vs. Chicago Bears, 10/24/54 (Rams 30, Bears 28)
57	@ New York Yanks, 11/19/50 (Rams 32, Yanks 25)
55	vs. Buffalo, 12/10/95 (Bills 28, Rams 27)
	vs. Minnesota, 12/10/00 (Rams 32, Vikings 23)

Fewest First Downs, Game

2	vs. Washington, 11/21/37
3	Four times, last @ Detroit, 9/24/40
4	Four times, last @ Detroit, 12/14/69

Fewest First Downs, Opponent, Game

1	@ Seattle, 11/4/79
2	vs. Atlanta, 9/23/73
4	vs. Chicago Cardinals, 9/17/38
	vs. Chicago Cardinals, 10/22/39

Fewest First Downs, Both Teams, Game

12	vs. Chicago Cards, 10/3/37 (Rams 3, Cardinals 9)
13	@ Detroit, 10/15/44 (Rams 7, Lions 7)
15	Many times, last @ San Francisco, 11/21/76
	(Rams 8, 49ers 7)

Most First Downs, Rushing, Season

177	1973
148	1983
144	1980

Fewest First Downs, Rushing, Season

†36	1942
51	1944
61	1982

Fewest First Downs, Rushing, Opponent, Season

53	1999
63	1966
64	1966, 1970

Most First Downs, Rushing, Game

21	@ New Orleans, 11/25/73
19	vs. Atlanta, 12/4/76
18	Three times, last @ Seattle, 11/4/79

Most First Downs, Rushing, Game, Opponent

20	@ Washington, 11/25/51
18	vs. New Orleans, 12/16/79
	vs. Detroit, 9/7/80
17	@ Detroit, 10/12/58

Fewest First Downs, Rushing, Game

0	@ San Francisco, 12/6/64
	vs. New York Jets, 11/15/70
	@ Detroit, 11/17/91
	@ Kansas City, 12/8/02

1	Many times, last vs. Seattle, 11/20/11
2	Many times, last vs. Green Bay, 10/21/12

Fewest First Downs, Rushing, Opponent, Game

0	Many Times, last @ Indianapolis, 11/10/13
1	Many Times, last @ San Francisco, 11/18/07
2	Many times, last at Atlanta, 9/15/13

Most First Downs, Passing, Season

247	2000
236	2001
219	2002

Most First Downs, Passing, Opponent, Season

203	2013
198	1944
197	2012

Fewest First Downs, Passing, Season

23	1937
43	1944
44	1941

Fewest First Downs, Passing, Opponent, Season

28	1937
----	------

41 1938, 1944
43 1939

Most First Downs, Passing, Game

23 vs. Minnesota, 12/16/12
22 @ New York Giants, 10/2/05
21 Many times, last vs. San Diego, 10/1/00
20 Many times, last @ New Orleans, 11/11/07

Most First Downs, Opponent, Passing, Game

24 vs. Jacksonville, 10/20/96, vs. New Orleans 12/15/13
23 @ Detroit Lions, 9/9/12
20 @ San Francisco, 10/3/04

Fewest First Downs, Passing, Game

0 @ San Francisco, 10/10/71
1 Many times, last vs. Detroit, 10/19/86
2 Many times, last @ New Orleans, 9/15/91

Fewest First Downs, Passing, Opponent, Game

0 @ Pittsburgh, 11/13/49
vs. Atlanta, 9/23/73
1 Many times, last @ Seattle, 11/4/79
2 Many times, last vs. Atlanta, 10/26/86

Most First Downs, Penalty, Season

36 1998
35 2013
31 1990
29 1981, 2010, 2011

Most First Downs, Penalty, Opponent, Season

47 2013
35 1997
33 1969

Fewest First Downs, Penalty, Season

5 1953
6 1938
7 1940, 1942

Fewest First Downs, Penalty, Opponent, Season

4 1938, 1940
5 1937
6 1944

NET YARDS GAINED RUSHING/PASSING

Most Yards Gained, Season

*7,075 2000
6,690 2001
6,412 1999

Most Yards Gained, Opponent, Season

5,965 2009
5,950 2008
5,734 2011

Fewest Yards Gained, Season

1,794 1937
2,253 1938
2,286 1941

Fewest Yards Gained, Opponent, Season

2,519 1945
2,717 1937
2,785 1939

Most Yards Gained, Game

735 vs. New York Yanks, 9/28/51
614 vs. San Diego, 10/1/00
613 @ New York Yanks, 11/19/50

Most Yards Gained, Opponent, Game

582 vs. Cincinnati, 10/7/90
574 @ Baltimore, 11/25/56
541 @ Green Bay, 10/18/42

Most Yards Gained, Both Teams, Game

*1,113 @ New York Yanks, 11/19/50 (Rams 636, Yanks 497)
995 vs. San Diego, 10/1/00 (Rams 614, Chargers 381)
937 vs. Denver, 9/4/00 (Rams 514, Broncos 424)

Fewest Yards Gained, Game

58 @ Chicago Bears, 11/29/42
81 vs. Chicago Cards 10/3/37
86 vs. Washington, 11/21/37

Fewest Yards Gained, Opponent, Game

*-7 @ Seattle, 11/4/79
63 vs. Green Bay, 10/21/73
68 @ Chicago Cards, 10/22/39

Most Consecutive Games, 300 or More Yards

30 2000-02
29 1949-51
22 1999-2000

RUSHING

ATTEMPTS

Most Rushing Attempts, Season

659 1973
621 1977
615 1980

Most Rushing Attempts, Game

65 @ Minnesota, 9/19/76
63 @ Seattle, 11/4/79
61 vs. New Orleans, 10/16/77

YARDS

Most Yards Gained Rushing, Season

2,925 1973
2,864 1984
2,799 1980

Most Yards Gained Rushing, Opponent, Season

2,475 2008
2,440 1961
2,427 2011

Fewest Yards Gained Rushing, Season

798 1938
875 1942
929 1941

Fewest Yards Gained Rushing, Opponent, Season

1,119 1967
1,189 1999
1,202 1982

Most Yards Gained Rushing, Game

371 @ New York Yanks, 11/18/51
340 @ New Orleans, 11/25/73
337 vs. Carolina, 11/11/01

Most Yards Gained Rushing, Opponent, Game

352 @ Washington, 11/25/51
330 @ Cleveland, 11/24/57
vs. Detroit, 9/7/80
307 vs. New Orleans, 11/18/81

Most Yards Gained Rushing, Both Teams, Game

*595 vs. New York Yanks, 11/18/50 (Rams 371, Yanks 224)
548 vs. Minnesota 11/5/61 (Rams 295, Vikings 253)
506 @ Green Bay, 10/22/44 (Packers 294, Rams 212)

Fewest Yards Gained Rushing, Game

-29 @ Washington, 10/11/42
6 vs. Arizona, 11/20/05
10 @ Chicago Bears, 11/29/42

Fewest Yards Gained Rushing, Opponent, Game

1 vs. Chicago Bears, 10/26/52
6 vs. New York Giants, 11/12/89
8 vs. New York Giants, 9/30/84

Fewest Yards Gained Rushing, Both Teams, Game

62 @ San Francisco, 12/6/64 (Rams 15, 49ers 47)
78 @ Detroit, 11/7/99 (Rams 57, Detroit 21)
82 vs. New Orleans, 9/6/98 (Rams 47, New Orleans 35)

TOUCHDOWNS

Most Touchdowns Rushing, Season

28	1950
26	2000
24	1954

Most Touchdowns Rushing, Opponent, Season

26	1961, 2008
24	2009
22	1992, 1996, 2005

Most Touchdowns, Rushing, Game

7	vs. Atlanta, 12/4/76
6	vs. New York Yanks, 11/18/51
5	vs. Chicago, 10/24/54
	@ Detroit, 10/12/58
	vs. Minnesota, 12/10/00

Most Touchdowns, Rushing, Opponent, Game

6	vs. Cleveland, 11/24/57
5	vs. Detroit, 10/30/60
	vs. Detroit, 9/7/80
	@ Pittsburgh, 11/3/96
4	Many times, last @ Indianapolis, 10/17/05

Most Touchdowns Rushing, Both Teams, Game

8	vs. New York Yanks, 11/18/51 (Rams 6, Yanks 2)
7	@ Cleveland, 11/24/57 (Rams 1, Browns 6)
	@ Detroit, 10/12/58 (Rams 5, Lions 2)
	vs. Atlanta, 12/4/76 (Rams 7, Falcons 0)
	vs. Detroit, 9/7/80 (Rams 2, Lions 5)
6	Many times, last @ Tampa Bay, 12/18/00 (Rams 3, Buccaneers 3)

PASSING

ATTEMPTS

Most Passes Attempted, Season

635	2002
632	1995
600	2003

Fewest Passes Attempted, Season

168	1937
199	1945
208	1944

Most Passes Attempted, Game

62	@ New York Giants, 10/2/05
61	vs. Buffalo, 12/10/95
56	@ San Francisco, 9/11/05

Most Passes Attempted, Opponent, Game

64	vs. Philadelphia, 11/6/49
58	@ Arizona, 9/29/96
	vs. Atlanta, 12/2/07
56	vs. New Orleans 12/15/13

Most Passes Attempted, Both Teams, Game

97	vs. Chicago, 12/26/99 (Bears 55, Rams 42)
	@ New York Giants, 10/2/05 (Rams 62, Giants 35)
96	vs. Cardinals, 9/12/10 (Cardinals 41, Rams 55)
93	vs. Atlanta, 12/2/07 (Rams 35, Atlanta 58)

Fewest Passes Attempted, Game

4	vs. Detroit, 9/10/37
6	vs. Chicago Cards, 11/5/39
	@ New York Giants, 11/10/40
8	vs. Chicago Bears, 10/9/38
	@ San Francisco, 11/21/76

Fewest Passes Attempted, Opponent, Game

†0	vs. Detroit, 9/10/37
	@ Pittsburgh, 11/13/49
6	@ Brooklyn, 9/20/39
7	vs. Chicago Cards, 11/5/39
	vs. Baltimore, 12/18/65

Fewest Passes Attempted, Both Teams, Game

4	vs. Detroit, 9/10/37 (Rams 4, Lions 0)
24	vs. Atlanta, 9/23/73 (Rams 15, Falcons 9)
25	Many times, last @ Pittsburgh, 11/13/49 (Rams 25, Steelers 0)

COMPLETIONS

Most Passes Completed, Season

408	2002
392	2005
380	2000

Most Passes Completed, Game

40	@ New York Giants, 10/2/05
36	vs. San Diego, 11/10/02
35	vs. San Francisco, 10/27/85
	@ Seattle, 9/10/00
	@ Green Bay, 11/29/04
	vs. Minnesota, 12/16/12

Most Passes Completed, Opponent, Game

37	@ New York Jets, 9/25/83
	vs. Jacksonville, 10/20/96
	@ Arizona, 9/29/96
36	vs. New England, 11/16/86
	vs. Chicago, 11/24/113
34	@ St. Louis, 11/4/84

Most Passes Completed, Both Teams, Game

65	@ Atlanta, 9/15/13 (Falcons 31, Rams 24)
60	@ Philadelphia, 9/9/01 (Rams 28, Eagles 32)
59	vs. Chicago, 12/26/99 (Rams 27, Bears 32)
	@ New York Giants, 10/2/05 (Rams 40, Giants 19)

Fewest Passes Completed, Game

1	Many times, last @ New York Giants, 11/10/40
2	@ San Francisco, 10/10/71
3	Many times, last @ San Francisco, 11/21/76

Fewest Passes Completed, Opponent, Game

†0	vs. Pittsburgh, 11/13/49
2	Many times, last @ Seattle, 11/4/79
3	Many times, last @ Chicago, 9/24/72

Fewest Passes Completed, Both Teams, Game

1	vs. Detroit, 9/10/37 (Rams 1, Lions 0)
4	vs. Chicago Bears, 10/9/38 (Rams 1, Bears 3)
6	vs. Chicago Cards, 10/3/37 (Rams 3, Cardinals 3)
	vs. Pittsburgh, 10/29/39 (Rams 1, Steelers 5)

YARDS

Most Yards Gained, Passing, Season

*5,492	2000
4,903	2001
4,480	2002

Most Yards Gained, Passing, Opponent, Season

4,085	2000
4,024	1989
3,913	2009

Fewest Yards Gained, Passing, Season

839	1937
1,261	1944
1,352	1941

Fewest Yards Gained, Passing, Opponent, Season

883	1937
1,248	1938
1,249	1939

Most Yards Gained, Passing, Game

541	vs. New York Yanks, 9/28/51
506	vs. Chicago, 12/26/82
453	vs. San Diego, 11/10/02

Most Yards Gained, Passing, Opponent, Game

483	vs. Cincinnati, 10/7/90
-----	-------------------------

475 vs. San Francisco, 11/28/93
 439 vs. San Francisco, 12/11/89
Most Yards Gained, Passing, Both Teams, Game
 847 vs. Cincinnati, 10/7/90 (Rams 364, Bengals 483)
 784 vs. San Diego, 10/1/00 (Rams 451, Chargers 333)
 769 vs. Chicago 12/26/82 (Rams 506, Bears 263)

Fewest Yards Gained, Passing, Game

-18 @ San Francisco, 10/10/71
 -5 @ Dallas Texans, 11/9/52
 18 vs. Pittsburgh, 10/29/39

Fewest Yards Gained, Passing, Opponent, Game

-30 @ Seattle, 11/4/79
 -1 @ Green Bay, 10/13/74
 0 vs. Detroit, 9/10/37
 @ Pittsburgh, 11/13/49

Fewest Yards Gained, Passing, Both Teams, Game

20 vs. Detroit, 9/10/37 (Rams 20, Lions 0)
 28 @ Dallas Texans, 11/9/52 (Rams -5, Texans 33)
 44 @ San Francisco, 11/21/76 (Rams 26, 49ers 18)

COMPLETION PERCENTAGE

Highest Completion Percentage, Season

68.8 2001
 66.2 2012
 65.4 2005

Highest Completion Percentage, Opponent, Season

68.1 2013
 65.7 2012
 63.3 2002
 62.6 2008

Highest Completion Percentage, Game (10 att.)

88.9 @ San Francisco, 11/7/54
 87.0 vs. San Francisco, 10/10/99
 86.3 vs. Seattle, 10/19/14

Highest Completion Percentage, Opponent, Game (10 att.)

91.3 vs. Cleveland, 12/26/93
 84.3 at Arizona, 12/9/13
 85.7 at Kansas City, 10/27/14

HAD INTERCEPTED

Fewest Passes Had Intercepted, Season

7 1969
 8 2006
 10 2011

Most Passes Had Intercepted, Season

35 1941
 34 1938
 32 1981

Most Passes Had Intercepted, Game

7 Many times, last vs. Detroit, 10/26/58
 6 Many times, last @ Carolina, 12/12/04
 5 Many times, last @ Tennessee, 12/13/09

TOUCHDOWNS

Most Touchdowns, Passing, Season

42 1999
 37 2000, 2001
 31 1950, 1980, 1988

Most Touchdowns, Passing, Game

6 vs. New York Bulldogs, 11/27/49
 vs. Washington, 12/11/49
 vs. Detroit, 10/29/50
 5 Many times, last vs. San Diego, 10/1/00
 4 Many times, last vs. Washington, 12/24/06

Most Touchdowns, Passing, Opponent, Game

5 vs. St. Louis, 9/23/60
 vs. Chicago, 10/13/63
 vs. Miami, 12/14/86

@ San Francisco, 12/27/87

4 Many times, last vs. New England, 10/28/12

3 Many times, last at Green Bay, 10/16/11

SACKS

TOTAL SACKS

Most Sacks, Season

57 1999
 56 1980, 1985, 1988
 53 1970, 2013

Fewest Sacks, Season

17 1991
 18 1982
 25 2009
 26 1994

Most Sacks, Game

10 vs. Atlanta, 9/28/69
 vs. San Diego, 10/4/70
 9 Many times, last vs. Arizona, 10/4/12
 8 Three times, last vs. Minnesota, 11/30/03

Most Sacks, Opponent, Game

11 @ Baltimore, 11/22/64
 10 @ San Francisco, 12/6/74
 vs. San Francisco, 10/11/76
 9 @ New Orleans, 12/1/85

Most Sacks, Both Teams, Game

16 @ Baltimore, 11/22/64 (Rams 5, Colts 11)
 14 @ New Orleans, 10/24/76 (Rams 9, Saints 5)
 13 vs. Tampa Bay, 11/5/78 (Rams 9, Buccaneers 4)

INTERCEPTIONS

TOTAL INTERCEPTIONS

Most Interceptions, Season

38 1952
 32 1967, 1976
 31 1950, 1955

Most Interceptions, Game

7 vs. Detroit, 11/26/44
 vs. Green Bay, 11/11/45
 @ Chicago Bears, 10/9/49
 vs. San Francisco, 10/18/64
 6 @ Pittsburgh, 12/4/38
 @ New York Yanks, 11/19/50
 @ Dallas, 11/9/52
 @ Kansas City, 10/20/85
 @ Atlanta, 12/15/96
 5 Many times, last @ Tennessee, 12/13/09

YARDS GAINED

Most Yards, Season

712 1952
 567 1999
 546 1980

Most Yards, Opponent, Season

518 1952
 497 1995
 492 2002

Fewest Yards, Season

5 1959
 15 1938
 24 1939

Fewest Yards, Opponent, Season

27 1938
 40 1969
 61 1939

Most Yards, Game

314 vs. San Francisco, 10/18/64
 225 vs. Green Bay, 9/21/80
 177 vs. Jacksonville, 10/20/96

Most Yards, Opponent, Game

182 vs. Dallas Texans, 11/2/52
171 @ San Francisco, 11/26/95
149 @ Chicago, 10/11/64

Most Yards, Both Teams, Game

338 vs. San Francisco, 10/18/64 (Rams 314, 49ers 24)
308 vs. Dallas Texans, 11/2/52 (Rams 126, Texans 182)
244 vs. Detroit, 11/1/53 (Rams 129, Lions 115)

TOUCHDOWNS

Most Touchdowns By Interceptions, Both Teams, Game

3 vs. Detroit, 11/1/53 (Rams 2, Lions 1)
@ Arizona, 12/30/07 (Rams 1, Cardinals 2)
2 Many times, last @ Arizona, 11/23/03 (Rams 1, Cardinals 1)

PUNTING

TOTAL PUNTS

Most Punts, Season

106 2011
98 1986
95 1979, 1997, 1998

Most Punts, Opponents, Season

108 1979
104 1978
96 1986

Most Punts, Game

12 vs. Chicago Bears, 10/9/38
vs. Green Bay, 11/26/39
@ New York, 11/10/40
@ San Francisco, 11/21/76
11 Many times, last @ vs. San Francisco, 1/3/2010
10 Many times, last vs. Seattle, 11/20/11

Most Punts, Opponent, Game

14 vs. New York Yanks, 9/28/51
12 Three times, last vs. Chicago Cardinals, 11/23/41
11 Many times, last @ Seattle, 11/4/79

AVERAGE YARDAGE

Highest Average Distance, Punting, Season

49.6 2008
47.2 2007
46.8 2009

Highest Average Distance, Punting, Game (4 punts)

56.9 vs. Arizona, 10/4/12
56.2 vs. Buffalo, 9/28/08
55.7 vs. New York Giants, 9/14/08
56.0 vs. Arizona, 10/7/07

Highest Avg. Distance, Punting, Opponent, Game (4 punts)

57.3 @ Chicago Bears, 11/16/52
55.8 @ Detroit 10/10/54
55.3 @ Washington, 10/26/41

PUNT RETURNS

TOTAL RETURNS

Most Punt Returns, Season

67 1978
62 1970
58 1969, 1979

Most Punt Returns, Opponents, Season

60 1963, 1997
59 1979
58 1998

Fewest Punt Returns, Season

14 1961
19 1993
22 1982

Fewest Punt Returns, Opponent, Season

17 2001
22 1972
23 1999

Most Punt Returns, Game

8 Many times, last @ San Francisco, 10/25/81
7 Many times, last @ Tennessee, 10/31/99
6 Many times, last vs. San Francisco, 9/7/97

Most Punt Returns, Opponent, Game

9 vs. Baltimore, 11/22/64
vs. Minnesota, 12/2/79
@ Philadelphia, 9/7/08
8 @ Detroit, 9/27/42
@ Chicago Bears, 11/29/42
7 Many times, last vs. Seattle, 11/20/11

Most Punt Returns, Both Teams, Game

15 @ Detroit, 9/27/42 (Rams 7, Lions 8)
@ Baltimore, 11/27/66 (Rams 8, Colts 7)
14 @ Atlanta, 9/12/76 (Rams 7, Falcons 7)
13 vs. Chicago, 11/23/75 (Rams 7, Bears 6)
@ Atlanta, 9/18/77 (Rams 8, Falcons 5)
@ Tampa Bay, 9/23/79 (Rams 7, Buccaneers 6)
vs. Minnesota, 12/2/79 (Rams 4, Vikings 9)

FAIR CATCHES

Most Fair Catches, Season

25 1998, 1999, 2011
24 1989, 2011
23 1997, 2005

Most Fair Catches, Opponent, Season

30 1968, 1986
28 2011
23 2013
22 1985, 2006

Most Fair Catches, Game

4 Many times, last vs. Seattle, 11/20/11
3 Many times, last at San Francisco, 10/4/09
2 Many times, last at San Francisco, 11/14/10

Most Fair Catches, Opponent, Game

5 Four times, last at San Francisco, 11/14/10
4 Many times, last at Pittsburgh, 12/2/11
3 Many times, last vs. Atlanta, 11/21/10

Most Fair Catches, Both Teams, Game

8 @ Baltimore, 11/8/71 (Rams 3, Colts 5)
7 Many times, last @ SF, 11/14/10 (Rams 2, 49ers 5)
6 Many times, last @ San Francisco, 9/17/06 (Rams 2, 49ers 4)

YARDS GAINED

Most Yards, Punt Returns, Season

711 1978
676 1981
640 1947

Most Yards, Punt Returns, Opponent, Season

681 1963
652 1998
637 1994

Fewest Yards, Punt Returns, Season

79 2013
102 1993
129 1960
143 2004

Fewest Yards, Punt Returns, Opponent, Season

55 1972
67 1971
116 1977

Most Yards, Punt Returns, Game

219 @ Atlanta, 10/11/81
166 @ San Francisco, 10/25/81
147 @ Cincinnati 10/3/99

Most Yards, Punt Returns, Opponents, Game

155 vs. Washington, 9/21/63
148 @ Buffalo, 11/21/04
141 @ Green Bay, 10/9/94

Most Yards, Punt Returns, Both Teams, Game

*282 @ Atlanta, 10/11/81 (Rams 219, Falcons 63)
198 @ Chicago Bears, 10/10/48 (Rams 69, Bears 129)
189 @ Kansas City, 12/8/02 (Rams 94, Chiefs 95)

TOUCHDOWNS

Most Touchdowns, Punt Returns, Season

3 1981
2 1947, 1949, 1952, 1984, 1992, 1996
1 1998, 1999, 2000, 2007, 2011, 2013, 2014

Most Touchdowns, Punt Returns, Opponent, Season

3 1951, 1994
2 1993, 2002, 2003, 2011

Most Touchdowns, Punt Returns, Game

†2 @ Atlanta, 10/11/81
vs. Atlanta, 12/27/92

Most Touchdowns, Punt Returns, Game, Opponent

2 @ Detroit, 10/14/51
1 Many times, last vs. San Francisco, 12/26/19

KICKOFF RETURNS

Most Kickoff Returns, Season

84 2004
82 2007
80 2008

Most Kickoff Returns, Opponent, Season

86 2001
85 1999
84 1989

Fewest Kickoff Returns, Season

26 1945
33 1977
34 1975

Fewest Kickoff Returns, Opponent, Season

19 1941
25 2013
35 1955

Most Kickoff Returns, Game

9 vs. New Orleans, 10/28/01
at Tennessee, 12/13/09
at Detroit, 10/10/10
8 Many times, last vs. Pittsburgh, 12/20/07
7 Many times, last vs. Atlanta, 11/21/10

Most Kickoff Returns, Opponent, Game

9 vs. San Diego, 10/1/00
8 Many times, last vs. Green Bay, 9/27/09
7 Many times, last vs. Indianapolis, 10/25/09

Most Kickoff Returns, Both Teams, Game

15 vs. New Orleans, 10/28/01 (Rams 9, Saints 6)
14 vs. Chicago Bears, 10/24/54 (Rams 7, Bears 7)
@ San Francisco, 11/7/54 (Rams 7, 49ers 7)
@ New Orleans, 10/23/94 (Rams 7, Saints 7)
vs. San Diego, 10/1/00 (Rams 5, Chargers 9)
@ Kansas City, 10/22/00 (Rams 8, Chiefs 6)

YARDS GAINED

Most Yards, Kickoff Returns, Season

1,938 2007
1,764 2009
1,761 2008

Most Yards, Kickoff Returns, Opponent, Season

2,194 2001
2,115 1999
1,888 2000

Fewest Yards, Kickoff Returns, Season

448 1945
690 1949
705 1977

Fewest Yards, Kickoff Returns, Opponent, Season

463 1941
544 1942
545 1942

Most Yards, Kickoff Returns, Game

267 @ Kansas City, 10/22/00
254 vs. Chicago, 10/13/63
239 vs. St. Louis, 11/14/76

Most Yards, Kickoff Returns, Opponent, Game

362 vs. Detroit, 10/29/50
304 @ New Orleans, 10/23/94
263 @ New York Giants, 11/11/48

Most Yards, Kickoff Returns, Both Teams, Game

560 vs. Detroit, 10/29/50 (Rams 198, Lions 362)
501 @ New Orleans, 10/23/94 (Rams 197, Saints 304)
384 @ New York Giants 11/14/48 (Rams 121, Giants 263)

TOUCHDOWNS

Most Touchdowns, Kickoff Returns, Season

3 1950, 1985
2 1999
1 1998, 2000, 2005

Most Touchdowns, Kickoff Returns, Opponent, Season

2 1950, 1964, 1967, 1981, 1994, 2001, 2002, 2003,
2006, 2007
1 Many times, last in 2009

Most Touchdowns, Kickoff Returns, Game

2 vs. Green Bay, 11/24/85
1 Many times, last vs. Seattle, 10/9/05

Most Touchdowns, Kickoff Returns, Game, Opponent

2 @ New Orleans, 10/23/94
vs. Chicago, 12/11/06
1 Many times, last at Detroit, 10/10/10

FUMBLES

TOTAL FUMBLES

Most Fumbles, Season

42 1996
40 1964, 1965
39 1978, 1986

Most Fumbles, Opponent, Season

42 1996
40 1964, 1965
39 1978, 1986

Fewest Fumbles, Season

14 2010
17 1960
18 2008

Fewest Fumbles, Opponent, Season

13 1956
15 1974, 1982, 1994
16 1998

Most Fumbles, Game

- 8 vs. Detroit, 10/31/65
- 7 Many times, last vs. New Orleans, 12/16/79
- 6 Many times, last @ New York Giants, 9/7/03

Most Fumbles, Opponent, Game

- 8 @ Chicago Cards, 11/27/38
- 7 Many times, last vs. Arizona, 12/9/10
- 6 Many times, last @ Green Bay, 9/4/88

Most Fumbles, Both Teams, Game

- 14 @ Chicago Bears, 11/24/40 (Rams 7, Bears 7)
- 12 @ Chicago Bears, 9/15/39 (Rams 6, Bears 6)
- @ Chicago Bears, 11/16/52 (Rams 7, Bears 5)
- 11 @ New York Giants, 9/7/03 (Rams 6, Giants 5)
- @ New Orleans, 10/24/76 (Rams 4, Saints 7)
- @ New York Giants, 12/1/46 (Rams 6, Giants 5)
- @ Chicago Cardinals, 11/27/38 (Rams 3, Cardinals 8)

FUMBLES LOST

Most Fumbles Lost, Season

- 24 1983
- 23 1958
- 22 1953, 1965, 1978, 1986, 2001

Most Fumbles Lost, Opponent, Season

- 24 1947, 1948
- 22 1984, 2003
- 20 1966, 1983

Most Fumbles Lost, Game

- 6 vs. New England, 12/11/83
- vs. Detroit, 10/31/65
- @ Detroit, 9/29/40
- 5 Many times, last vs. Phoenix, 9/1/91
- 4 Many times, last vs. Tampa Bay, 11/26/01

Most Fumbles Lost, Opponent, Game

- 5 @ New Orleans, 10/24/76
- @ Green Bay, 9/25/66
- @ Detroit, 10/15/44
- @ Chicago Cardinals, 11/27/38
- 4 Many times, last vs. Cardinals, 12/9/10
- 3 Many times, last @ Washington, 10/12/08

Most Fumbles Lost, Both Teams, Game

- 9 @ Chicago Bears, 9/15/39 (Rams 5, Bears 4)
- 8 Many times, Last vs. New England, 12/11/83 (Rams 6, Patriots 2)
- 7 @ Philadelphia, 12/1/02 (Rams 3, Eagles 4)
- @ Chicago Bears, 11/16/52 (Rams 4, Bears 3)
- @ Detroit, 9/29/40 (Rams 6, Lions 1)
- @ Chicago Cardinals, 11/27/38 (Rams 2, Cardinals 5)

PENALTIES

TOTAL PENALTIES

Most Penalties, Season

- 142 1997
- 133 1978, 1996
- 131 2011

Most Penalties, Opponent, Season

- 142 1997
- 133 1978, 1996
- 126 2010

Fewest Penalties, Season

- 29 1941
- 45 1942
- 51 1959

Fewest Penalties, Opponent, Season

- 43 1945
- 46 1942
- 47 1941, 1958

Most Penalties, Game

- 15 Five times, last vs. Philadelphia, 12/18/05
- 14 Many times, last vs. New Orleans, 11/26/00
- 13 Many times, last vs. San Francisco, 11/11/12

Most Penalties, Opponent, Game

- 18 vs. Chicago Bears, 11/10/46
- vs. Cleveland, 10/7/51
- 17 vs. New Orleans, 11/26/00
- 16 @ Chicago Bears, 10/10/48

Most Penalties, Both Teams, Game

- 31 vs. New Orleans, 11/26/00 (Rams 14, Saints 17)
- 27 vs. Chicago Bears, 11/10/46 (Rams 9, Bears 18)
- 26 vs. New Orleans, 11/8/81 (Rams 13, Saints 13)
- vs. Cincinnati, 9/1/96 (Rams 11, Bengals 15)
- @ Buffalo, 11/21/04 (Rams 11, Bills 15)
- @ San Francisco, 11/14/10 (Rams 12, 49ers 14)

Fewest Penalties, Game

- 0 vs. New Orleans, 12/9/90
- vs. Baltimore, 12/18/65
- @ Chicago, 11/29/42
- @ New York, 11/16/41
- 1 Many times, last vs. Atlanta, 1/6/02
- 2 Many times, last @ Tampa Bay, 12/18/00

Fewest Penalties, Opponent, Game

- 0 @ New England 10/26/08
- vs. Chicago, 9/24/95
- vs. Minnesota, 11/19/72
- vs. New York, 9/27/41
- 1 Many times, last @ Seattle, 9/10/00
- 2 Many times, last vs. Pittsburgh, 12/20/07

Fewest Penalties, Both Teams, Game

- 1 vs. New York Yanks, 9/27/53 (Rams 1, Yanks 0)
- 2 vs. Green Bay, 12/16/62 (Rams 1, Packers 1)
- vs. Baltimore, 12/18/65 (Rams 0, Colts 2)
- 3 Many times, last @ Phoenix, 12/5/93 (Rams 1, Cardinals 2)

YARDS PENALIZED

Most Yards Penalized, Season

- 1,169 1978
- 1,065 1997
- 1,015 1996

Most Yards Penalized, Opponent, Season

- 1,066 2005
- 1,064 1997
- 1,028 1951

Fewest Yards Penalized, Season

- 195 1938
- 220 1939
- 218 1937

Fewest Yards Penalized, Opponent, Season

- 220 1939
- 249 1938
- 318 1939

Most Yards Penalized, Game

- 162 vs. Baltimore, 10/22/50
- 149 @ Dallas, 11/6/60
- 145 @ Chicago Bears, 10/19/58

Most Yards Penalized, Opponent, Game

- 177 vs. San Francisco, 9/18/94
- 173 vs. Minnesota, 9/22/67
- 150 vs. Detroit, 10/3/52

Most Yards Penalized, Both Teams, Game

- 269 vs. Green Bay, 12/3/50 (Rams 123, Packers 146)
- 267 vs. Minnesota, 9/22/67 (Rams 94, Vikings 173)
- 253 @ Atlanta, 11/19/67 (Rams 135, Falcons 118)

Fewest Yards Penalized, Game

- 0 Many times, last vs. New Orleans, 12/9/90
- 5 Many times, Last @ Arizona, 12/7/08
- 7 @ New Orleans, 10/30/88
@ Detroit, 10/12/58

Fewest Yards Penalized, Opponent, Game

- †0 Three times, last @ New England, 10/26/08
- 5 Many times, last @ Atlanta, 10/14/93
- 7 @ New Orleans, 10/30/88
@ Green Bay 12/20/92

Fewest Yards Penalized, Both Teams, Game

- 10 vs. Green Bay, 12/16/62 (Rams 5, Packers 5)
- 15 vs. Chicago Cards, 11/23/41 (Rams 5, Cardinals 10)
vs. New York Yanks, 9/27/53 (Rams 15, Yanks 0)
- 20 Many times, last @ Phoenix, 12/5/93 (Rams 10,
Cardinals 10)

RAMS BIG DAYS

Bold denotes player active with Rams

Italics denotes rookie

RUSHING

247	Willie Ellison vs. New Orleans	Dec. 5, 1971	(26 carries, 1 TD)
223	<i>Tom Wilson vs. Green Bay</i>	<i>Dec. 16, 1956</i>	<i>(23 carries, 0 TD)</i>
221	Greg Bell vs. Green Bay	Sept. 24, 1989	(28 carries, 2 TD)
220	Marshall Faulk @ New Orleans	Dec. 24, 2000	(32 carries, 2 TD)
215	Eric Dickerson vs. Houston	Dec. 9, 1984	(27 carries, 2 TD)
213	Charles White @ St. Louis	Nov. 15, 1987	(34 carries, 1 TD)
212	<i>Jerome Bettis @ New Orleans</i>	<i>Dec. 12, 1993</i>	<i>(28 carries, 1 TD)</i>
210	Greg Bell @ New England	Dec. 24, 1989	(26 carries, 1 TD)
208	Eric Dickerson @ St. Louis	Nov. 4, 1984	(21 carries 0 TD)
208	Marshall Faulk vs. Atlanta	Oct. 15, 2000	(25 carries, 1 TD)
207	Eric Dickerson vs. Tampa Bay	Oct. 5, 1986	(30 carries, 2 TD)
205	Dan Towler @ Baltimore	Nov. 22, 1953	(14 carries, 1 TD)
202	Marshall Faulk @ Carolina	Dec. 23, 2001	(30 carries, 2 TD)
199	Ollie Matson @ Chicago Bears	Oct. 11, 1959	(31 carries, 3 TD)
199	<i>Eric Dickerson vs. Detroit</i>	<i>Oct. 2, 1983</i>	<i>(30 carries, 2 TD)</i>
195	Trung Canidate @ New York Jets	Oct. 21, 2001	(23 carries, 2 TD)
193	Eric Dickerson @ St. Louis	Sept. 7, 1986	(38 carries, 2 TD)
192	<i>Eric Dickerson @ New York Jets</i>	<i>Sept. 25, 1983</i>	<i>(28 carries, 2 TD)</i>
191	Eric Dickerson @ Tampa Bay	Nov. 25, 1984	(28 carries, 3 TD)
183	Marshall Faulk vs. Carolina	Nov. 11, 2001	(15 carries, 2 TD)
183	Marshall Faulk vs. Seattle	Oct. 20, 2002	(32 carries, 3 TD)
181	Marshall Faulk @ Atlanta	Oct. 17, 1999	(18 carries, 1 TD)
179	Steven Jackson vs. Jacksonville	Oct. 30, 2005	(25 carries, 0 TD)
178	Marshall Faulk @ Arizona	Nov. 3, 2002	(27 carries, 1 TD)
170	Eric Dickerson vs. Atlanta	Oct. 26, 1986	(30 carries, 0 TD)
169	Dick Bass @ Chicago	Dec. 9, 1962	(20 carries, 1 TD)
168	Marshall Faulk vs. Atlanta	Jan. 6, 2002	(20 carries, 1 TD)
166	Ron Waller vs. Philadelphia	Sept. 30, 1956	(20 carries, 1 TD)
166	Charles White vs. Pittsburgh	Oct. 11, 1987	(33 carries, 1 TD)
164	Eric Dickerson @ New Orleans	Oct. 14, 1984	(20 carries, 0 TD)
161	Steven Jackson @ Atlanta	Dec. 28, 2008	(30 carries, 2 TD)
160	Steven Jackson vs. Dallas	Oct. 10, 2008	(25 carries, 3 TD)
159	Charles White vs. Atlanta	Dec. 13, 1987	(29 carries, 2 TD)
159	Steven Jackson vs. New Orleans	Oct. 30, 2011	(25 carries, 2 TD)
158	Greg Hill, @ Buffalo	Sept. 20, 1998	(19 carries, 2 TD)
158	Marshall Faulk vs. Oakland	Oct. 13, 2002	(26 carries, 0 TD)
155	Charles White @ Atlanta	Oct. 18, 1987	(31 carries, 0 TD)
155	Dan Towler vs. New York Yanks	Nov. 18, 1951	(13 carries, 1 TD)
154	Marshall Faulk @ New Orleans	Dec. 12, 1999	(29 carries, 1 TD)
154	Dan Towler vs. Chicago Bears	Oct. 25, 1953	(24 carries, 1 TD)
152	Lawrence McCutcheon @ New Orleans	Nov. 25, 1973	(20 carries, 0 TD)
152	Lawrence McCutcheon @ Chicago	Dec. 2, 1973	(24 carries, 0 TD)
152	Lawrence McCutcheon vs. Atlanta	Dec. 11, 1977	(17 carries, 0 TD)
150	Eric Dickerson @ Seattle	Sept. 23, 1985	(31 carries, 3 TD)
150	Eric Dickerson vs. Green Bay	Nov. 24, 1985	(31 carries, 1 TD)
150	Steven Jackson vs. Washington	Dec. 24, 2006	(33 carries, 1 TD)

CAREER 100-YARD RUSHING GAMES

Games	Player	W-L-T	Games	Player	W-L-T
38	Eric Dickerson	27-11	3	John Cappelletti	2-0-1
33	Steven Jackson	17-15-1	3	Ollie Matson	2-1
27	Marshall Faulk	27-0	3	Lawrence Phillips	3-0
22	Lawrence McCutcheon	19-2-1	2	Trung Canidate	2-0
11	Jerome Bettis	3-8	2	Dick Hoerner	1-0-1
10	Dick Bass	6-4	2	Les Josephson	2-0
10	Dan Towler	10-0	2	Joe Marconi	2-0
8	Wendell Tyler	6-2	2	Elvis Peacock	2-0
8	Charles White	7-1	2	Bob Thomas	2-0
7	Greg Bell	6-1	1	Benny Cunningham	1-0
7	Paul (Tank) Younger	3-3-1	1	Jim Bertelsen	1-0
6	Cleveland Gary	4-2	1	Robert Delpino	1-0
5	Jon Arnett	2-3	1	Harold Green	1-0
5	Willie Ellison	2-2-1	1	Greg Hill	1-0
5	Ron Waller	4-1	1	Brian Leonard	0-1
5	Tim Wilson	2-3	1	Jerald Moore	1-0
4	Skeet Quinlan	1-3	1	Kenny Washington	1-0
4	Zac Stacy	2-2	1	Justin Watson	1-0
3	Cullen Bryant	3-0			

GAMES WITH MORE THAN ONE 100-YARD RUSHER

Nov. 8, 1953	vs. San Francisco, Skeet Quinlan (11-119) and Paul Younger (12-101)
Oct. 24, 1954	vs. Chicago Bears, Dan Towler (15-123) and Paul Younger (27-106)
Oct. 31, 1954	vs. Detroit, Paul Younger (18-140) and Skeet Quinlan (13-119)
Dec. 4, 1955	vs. Baltimore, Ron Waller (24-138) and Paul Younger (25-132)
Sept. 16, 1973	@ Kansas City, Jim Bertelsen (28-143) and Lawrence McCutcheon (21-120)
Sept. 12, 1976	@ Atlanta, Lawrence McCutcheon (26-115) and John Cappelletti (22-102)
Sept. 19, 1976	@ Minnesota, John Cappelletti (28-128) and Lawrence McCutcheon (29-110)
Nov. 11, 1996	vs. Atlanta, Lawrence Phillips (14-106) and Harold Green (13-106)
Nov. 11, 2001	vs. Carolina, Marshall Faulk (15-183) and Trung Canidate (16-145)

PASSING

554	Norm Van Brocklin vs. New York Yanks.....	Sept. 28, 1951	(30 / 46, 0 TD, 0 Int)
509	Vince Ferragamo vs. Chicago.....	Dec. 26, 1982	(30 / 46, 3 TD, 2 Int)
454	Jim Everett @ New Orleans	Nov. 26, 1989	(29 / 51, 1 TD, 2 Int)
453	Marc Bulger vs. San Diego	Nov. 10, 2002	(36 / 48, 4 TD, 0 Int)
450	Marc Bulger vs. New York Jets.....	Jan. 2, 2005	(29 / 39, 3 TD, 2 Int)
448	Marc Bulger @ Green Bay	Nov. 29, 2004	(35 / 53, 2 TD, 1 Int)
442	Marc Bulger @ New York Giants.....	Oct. 2, 2005	(40 / 62, 2 TD, 3 Int)
441	Kurt Warner vs. Denver	Sept. 4, 2000	(25 / 35, 3 TD, 3 Int)
436	James Harris @ Miami.....	Oct. 3, 1976	(17 / 29, 2 TD, 1 Int)
431	Trent Green vs. Carolina.....	Nov. 5, 2000	(29 / 42, 2 TD, 0 Int)
406	Jim Hardy vs. Chicago Cardinals.....	Oct. 31, 1948	(28 / 53, 3 TD, 2 Int)
401	Tony Banks @ Atlanta	Nov. 2, 1997	(30 / 42, 2 TD, 1 Int)
401	Kurt Warner @ New England	Nov. 18, 2001	(23 / 34, 3 TD, 2 Int)
394	Kurt Warner vs. San Francisco.....	Sept. 17, 2000	(23 / 34, 2 TD, 2 Int)
390	Kurt Warner vs. San Diego	Oct. 1, 2000	(24 / 30, 4 TD, 0 Int)
388	Marc Bulger vs. Washington	Dec. 24, 2006	(25 / 38, 4 TD, 0 Int)
385	Kurt Warner vs. New Orleans	Oct. 28, 2001	(29 / 47, 1 TD, 4 Int)
378	Marc Bulger @ San Francisco.....	Nov. 2, 2003	(26 / 42, 1 TD, 2 Int)
377	Jim Everett @ Philadelphia.....	Nov. 6, 1988	(24 / 45, 2 TD, 4 Int)
377	Sam Bradford vs. Minnesota	Dec. 16, 2012	(35/55, 3 TD, 1 Int)
375	Marc Bulger @ Pittsburgh.....	Oct. 26, 2003	(22 / 37, 1 TD, 0 Int)
375	Austin Davis @ Philadelphia.....	Oct. 5, 2014	(29/49, 3 TD, 0 Int)
372	Billy Wade @ Green Bay	Nov. 16, 1958	(19 / 42, 1 TD, 2 Int)
372	Jim Everett vs. Cincinnati.....	Oct. 7, 1990	(25 / 46, 2 TD, 0 Int)
372	Mark Rypien vs. Buffalo	Dec. 10, 1995	(31 / 55, 1 TD, 2 Int)
368	Jim Everett vs. Indianapolis	Sept. 17, 1989	(28 / 35, 3 TD, 1 Int)
368	Marc Bulger vs. San Francisco.....	Sept. 19, 2007	(24 / 41, 1 TD, 0 Int)
366	Trent Green vs. Washington	Nov. 20, 2000	(23 / 38, 2 TD, 1 Int)
365	Jim Everett @ Denver.....	Nov. 27, 1988	(25 / 47, 2 TD, 1 Int)
365	Jim Everett vs. New Orleans.....	Dec. 9, 1990	(31 / 50, 1 TD, 2 Int)
362	Marc Bulger @ San Francisco.....	Sept. 11, 2005	(34 / 56, 2 TD, 1 Int)
360	Marc Bulger vs. Seattle.....	Oct. 15, 2006	(26 / 39, 3 TD, 1 Int)
359	Kurt Warner vs. Indianapolis.....	Dec. 30, 2001	(23 / 30, 3 TD, 1 Int)
358	Marc Bulger vs. New Orleans	Sept. 26, 2004	(32 / 49, 1 TD, 0 Int)
356	Billy Wade @ Baltimore	Nov. 23, 1958	(24 / 41, 0 TD, 2 Int)
356	Marc Bulger vs. Chicago.....	Dec. 11, 2006	(34 / 55, 3 TD, 0 Int)
354	Jamie Martin vs. San Francisco.....	Dec. 24, 2005	(33 / 41, 1 TD, 2 Int)
354	Marc Bulger vs. Kansas City.....	Nov. 5, 2006	(31 / 42, 1 TD, 0 Int)
353	<i>Tony Banks @ Baltimore</i>	<i>Oct. 27, 1996</i>	<i>(26 / 40, 1 TD, 1 Int)</i>
352	Marc Bulger vs. Atlanta.....	Oct. 13, 2003	(23 / 34, 2 TD, 2 Int)
352	Sam Bradford @ Atlanta.....	Sept. 15, 2013	(32 / 55, 3 TD, 1 Int)
351	Kurt Warner @ Carolina.....	Dec. 5, 1999	(22 / 31, 3 TD, 2 Int)

CAREER 300-YARD PASSING GAMES

Games	Player	W-L-T	Games	Player	W-L-T
30	Kurt Warner.....	22-8	3	Bill Wade	1-2
27	Marc Bulger.....	12-15	2	Dieter Brock.....	0-2
20	Jim Everett	10-10	2	Bob Waterfield.....	2-0
7	Sam Bradford	2-5	2	Austin Davis	0-2
5	Norm Van Brocklin	4-1	1	Zeke Bratkowski	1-0
3	Tony Banks	1-2	1	Ryan Fitzpatrick	1-0
3	Vince Ferragamo.....	1-2	1	Gus Frerotte	1-0
3	Roman Gabriel	2-1	1	Pat Haden	0-1
3	Trent Green.....	2-1	1	Jim Hardy	0-1
3	Chris Miller	1-2	1	James Harris	1-0
3	Mark Rypien	0-3	1	Jamie Martin.....	1-0

RECEIVING

336	*Willie Anderson @ New Orleans	Nov. 26, 1989	(15 receptions, 1 TD)
303	Jim Benton @ Detroit.....	Nov. 22, 1945	(10 receptions, 1 TD)
238	Harold Jackson vs. Dallas	Oct. 14, 1973	(7 receptions, 4 TD)
233	Isaac Bruce @ Atlanta	Nov. 2, 1997	(10 receptions, 3 TD)
230	Henry Ellard vs. Indianapolis	Sept. 17, 1989	(12 receptions, 1 TD)
229	Isaac Bruce @ Baltimore	Oct. 27, 1996	(11 receptions, 1 TD)
226	Eddie Kennison @ Atlanta	Dec. 15, 1996	(5 receptions, 3 TD)
220	Ron Jessie @ Miami	Oct. 3, 1976	(7 receptions, 2 TD)
210	Isaac Bruce vs. Miami	Dec. 24, 1995	(15 receptions, 1 TD)
208	Jim Phillips @ Green Bay	Nov. 16, 1958	(8 receptions, 1 TD)
207	Carroll Dale @ Detroit.....	Nov. 17, 1963	(7 receptions, 3 TD)
204	Marshall Faulk (RB) vs. Chicago	Dec. 26, 1999	(12 receptions, 1 TD)
203	Torry Holt vs. Indianapolis	Dec. 30, 2001	(7 receptions, 2 TD)
202	Jim Benton @ New York Yanks.....	Dec. 5, 1946	(12 receptions, 2 TD)
200	Tommy McDonald vs. Cleveland	Dec. 12, 1965	(6 receptions, 2 TD)
200	Torry Holt @ San Francisco	Nov. 2, 2003	(11 receptions, 1 TD)
196	Elroy Hirsch vs. Green Bay.....	Dec. 12, 1953	(9 receptions, 0 TD)
195	Elroy Hirsch vs. Chicago Cardinals	Nov. 11, 1951	(6 receptions, 2 TD)
192	Isaac Bruce, vs. Minnesota.....	Sept. 13, 1998	(11 receptions, 1 TD)
191	Isaac Bruce, vs. Atlanta	Oct. 12, 1995	(10 receptions, 2 TD)
189	Tom Fears vs. Green Bay.....	Dec. 3, 1950	(3 receptions, 2 TD)
189	Torry Holt @ Atlanta	Sept. 24, 2000	(3 receptions, 2 TD)
188	Isaac Bruce vs. San Francisco	Sept. 17, 2000	(8 receptions, 1 TD)
183	George Farmer vs. Chicago.....	Dec. 26, 1982	(9 receptions, 1 TD)
181	Isaac Bruce @ Indianapolis	Oct. 1, 1995	(8 receptions, 2 TD)
179	Isaac Bruce vs. New Orleans	Oct. 28, 2001	(7 receptions, 1 TD)
175	Del Shofner vs. Baltimore	Dec. 6, 1958	(5 receptions, 1 TD)
174	Torry Holt @ Pittsburgh	Oct. 26, 2003	(7 receptions, 1 TD)
173	Elroy Hirsch @ New York Yanks	Sept. 28, 1951	(9 receptions, 4 TD)
173	Isaac Bruce vs. San Francisco	Oct. 22, 1995	(9 receptions, 0 TD)
172	Torry Holt vs. Minnesota	Dec. 10, 2000	(9 receptions, 0 TD)
171	Henry Ellard @ Detroit	Dec. 6, 1987	(7 receptions, 1 TD)
170	Isaac Bruce @ Green Bay	Nov. 29, 2004	(9 receptions, 1 TD)
169	Del Shofner @ Detroit.....	Nov. 15, 1959	(5 receptions, 1 TD)
168	Elroy Hirsch @ Green Bay	Oct. 11 1953	(8 receptions, 0 TD)
167	Henry Ellard @ Denver.....	Nov. 27, 1988	(11 receptions, 2 TD)
167	Isaac Bruce vs. San Diego.....	Oct. 1, 2000	(9 receptions, 2 TD)
166	Henry Ellard @ Philadelphia.....	Nov. 6, 1988	(7 receptions, 1 TD)
165	Henry Ellard vs. Atlanta	Oct. 8, 1989	(8 receptions, 0 TD)
165	Torry Holt @ Tampa Bay	Dec. 18, 2000	(9 receptions, 1 TD)
163	Elroy Hirsch @ San Francisco	Oct. 28, 1951	(4 receptions, 1 TD)
163	Jim Phillips vs. Chicago	Sept. 23, 1961	(9 receptions, 0 TD)
163	Henry Ellard vs. Phoenix	Nov. 19, 1989	(7 receptions, 2 TD)
163	Isaac Bruce vs. San Diego.....	Nov. 10, 2002	(10 receptions, 3 TD)
163	Torry Holt, vs. Tennessee.....	Sept. 25, 2005	(9 receptions, 1 TD)
163	Torry Holt, vs. San Francisco.....	Dec. 24, 2005	(10 receptions, 1 TD)
163	Donnie Avery @ New England	Oct. 26, 2008	(6 receptions, 1 TD)
162	Tom Fears @ New York Yanks	Sept. 28, 1951	(7 receptions, 0 TD)
161	Torry Holt vs. Atlanta	Oct. 13, 2003	(11 receptions, 2 TD)
160	Danny Amendola.....	Sept. 16, 2012	(15 receptions, 1 TD)
160	Henry Ellard vs. Kansas City	Nov. 10, 1991	(8 receptions, 1 TD)
160	Torry Holt vs. San Francisco.....	Dec. 5, 2004	(10 receptions, 1 TD)
159	Tom Fears vs. Washington	Dec. 11, 1949	(10 receptions, 2 TD)
157	Elroy Hirsch @ New York Yanks	Nov. 19, 1954	(5 receptions, 0 TD)
157	Bob Boyd vs. San Francisco.....	Oct. 3, 1954	(5 receptions, 1 TD)
155	Tommy McDonald @ Chicago	Oct. 10, 1965	(9 receptions, 0 TD)
154	Jim Phillips @ New York Giants	Oct 22, 1961	(8 receptions, 1 TD)
154	Willie Anderson @ Atlanta	Sept. 11, 1994	(5 receptions, 1 TD)
154	Torry Holt vs. Seattle	Oct. 15, 2006	(8 receptions, 3 TD)
152	Isaac Bruce @ Cincinnati.....	Oct. 3, 1999	(6 receptions, 0 TD)
152	Drew Hill @ Pittsburgh.....	Sept. 16, 1984	(4 receptions, 1 TD)
151	Jim Benton, @ Chicago	Oct. 21, 1945	(7 receptions, 1 TD)
151	Jim Phillips, @ Dallas	Nov. 6, 1960	(7 receptions, 2 TD)
151	Jack Snow, @ Baltimore.....	Oct. 15, 1967	(3 receptions, 2 TD)
151	Ron Jessie, @ Atlanta	Nov. 16, 1975	(10 receptions, 1 TD)
151	Torry Holt @ Carolina	Dec. 12, 2004	(6 receptions, 1 TD)
150	Elroy Hirsch, @ San Francisco.....	Oct. 7, 1956	(8 receptions, 2 TD)
150	Jack Snow, vs. Detroit	Dec. 14, 1970	(7 receptions, 0 TD)

*NFL Record

GAMES WITH MORE THAN ONE 100-YARD RECEIVER

Dec. 11, 1949	vs. Washington, Tom Fears (10-159) and Bob Shaw (5 -137)
Sept. 22, 1950	vs. New York Yanks, Glen Davis (5-103) and Dick Hoerner (4-105)
Nov. 19, 1950	@ New York Yanks, Dick Hoerner (14-125) and Elroy Hirsch (8-157)
Sept. 28, 1951	@ New York Yanks, Tom Fears (7-162), Elroy Hirsch (9-173), and Verda (V.T.) Smith (2-103)
Dec. 14, 1952	vs. Pittsburgh, Tom Fears (10-122) and Elroy Hirsch (4-108)
Oct. 4, 1953	@ San Francisco, Bob Boyd (4-107) and Elroy Hirsch (9-107)
Sept. 26, 1954	@ Baltimore, Skeet Quinlan (4-135) and Bob Boyd (4-121)
Oct. 10, 1954	@ Detroit, Bob Boyd (8-128) and Elroy Hirsch (6-105)
Nov. 21, 1954	@ New York Giants, Bob Boyd (5-103) and Tom Fears (9-136)
Dec. 12, 1954	vs. Green Bay, Bob Boyd (4-106) and Elroy Hirsch (5-119)
Oct. 7, 1956	@ San Francisco, Elroy Hirsch (8-150) and Bob Boyd (7-119)
Nov. 23, 1958	@ Baltimore, Lamar Lundy (6-103) and Del Shofner (8-110)
Oct. 11, 1964	@ Chicago, Jim Phillips (7-110) and Bucky Pope (4-108)
Nov. 1, 1964	@ Detroit, Carroll Dale (7-109) and Marlin McKeever (6-100)
Dec. 4, 1976	vs. Atlanta, Ron Jessie (4-112) and Dwight Scales (2-102)
Dec. 26, 1982	vs. Chicago, George Farmer (9-183) and Preston Dennard (5-122)
Sept. 9, 1990	@ Green Bay, Henry Ellard (6-106) and Willie Anderson (5-128)
Oct. 7, 1990	vs. Cincinnati, Henry Ellard (7-100) and Willie Anderson (7-144)
Dec. 9, 1990	vs. New Orleans, Henry Ellard (5-107) and Willie Anderson (5-123)
Sept. 1, 1991	vs. Phoenix, Robert Delpino (10-113) and Henry Ellard (7-116)
Dec. 5, 1999	@ Carolina, Isaac Bruce (6-111) and Az-Zahir Hakim (4-122)
Dec. 12, 1999	@ New Orleans, Isaac Bruce (4-102) and Torry Holt (6-113)
Sept. 4, 2000	vs. Denver, Az-Zahir Hakim (5-118), Torry Holt (6-103), and Marshall Faulk (4-100)
Oct. 1, 2000	vs. San Diego, Isaac Bruce (9-167), Marshall Faulk (6-116), and Az-Zahir Hakim (5-104)
Nov. 5, 2000	vs. Carolina, Az-Zahir Hakim (8-147) and Torry Holt (4-130)
Nov. 10, 2002	vs. San Diego, Isaac Bruce (10-163) and Torry Holt (7-118)
Sept. 7, 2003	@ New York Giants, Isaac Bruce (8-120), and Torry Holt (7-111)
Sept. 19, 2004	@ Atlanta, Torry Holt (9-121) and Isaac Bruce (5-102)
Oct. 1, 2006	vs. Detroit, Isaac Bruce (7-100) and Torry Holt (6-102)
Dec. 24, 2006	vs. Washington, Isaac Bruce (9-148) and Steven Jackson (6-102)

CAREER 100-YARD RECEIVING GAMES

Games	Player	W-L-T	Games	Player	W-L-T
46	Torry Holt	27-19	2	Billy Truax (TE).....	2-0
43	Isaac Bruce	22-21	2	Wendell Tucker	2-0
26	Henry Ellard	12-14	2	Danny Amendola.....	1-0-1
21	Elroy Hirsch.....	12-9	2	Chris Givens	1-1
16	Tom Fears.....	8-7-1	1	Danario Alexander (WR)	0-1
15	Bob Boyd.....	9-5-1	1	Jon Arnett (RB)	0-1
14	Jim Phillips.....	4-9-1	1	Donnie Avery (WR)	0-1
10	Jack Snow	5-4-1	1	Johnny Bailey (RB)	0-1
9	Willie Anderson.....	4-5	1	Mike Barber (TE).....	0-1
8	Carroll Dale	2-5-1	1	Jim Bertlesen (RB)	0-1
8	Harold Jackson.....	5-3	1	Ron Brown	1-0
8	Del Shofner	2-6	1	Leon Clarke.....	1-0
6	Tommy McDonald	4-2	1	Mark Clayton (WR).....	0-1
5	Bernie Casey.....	3-0-2	1	Aaron Cox	1-0
5	Ron Jessie	5-0	1	Kevin Curtis.....	1-0
4	Jim Benton	3-1	1	Glen Davis.....	1-0
4	Marshall Faulk (RB)	4-0	1	Troy Drayton (TE)	1-0
4	Az-Zahir Hakim	3-1	1	Pete Holohan (TE)	1-0
4	Martin McKeever (TE)	1-3	1	Tom Keane.....	1-0
3	Preston Dennard	1-2	1	Lamar Lundy (TE)	0-1
3	Drew Hill.....	1-2	1	Ollie Matson (RB).....	0-1
3	Amp Lee (RB)	1-2	1	Shaun McDonald.....	0-1
3	Bucky Pope.....	1-2	1	Dwight Scales	1-0
2	Bob Carey	1-1	1	Bob Shaw.....	1-0
2	Robert Delpino (RB).....	0-2	1	Clendon Thomas (RB)	0-1
2	George Farmer.....	0-2	1	Billy Waddy	1-0
2	Steven Jackson (RB)	1-1	1	Brandon Gibson	1-0
2	Eddie Kennison	1-1	1	Lance Kendricks (TE)	1-0
2	Willie Miller.....	1-1	1	Jared Cook (TE).....	1-0
2	Ricky Proehl.....	2-0	1	Tavon Austin	1-0
2	Verda (V. T.) Smith (RB).....	1-1			

GAMES WITH 300-YARD PASSER, 100-YARD RUSHER, 100-YARD RECEVIER

vs. San Francisco, Oct. 23, 1983	QB Vince Ferragamo (26-35, 327 yds, 5 TD, 2 Int.); RB Eric Dickerson (25-144); TE Mike Barber (8-113, 1 TD)
@ Detroit, Dec. 6, 1987	QB Jim Everett (20-26, 324 yds, 2 TD, 2 Int.); RB Charles White (29-102, 1 TD); WR Henry Ellard (7-171, 1 TD)
@ Denver, Nov. 27, 1988	QB Jim Everett (25-47, 365 yds, 2 TD, 1 Int.); RB Greg Bell (22-112, 1 TD); WR Henry Ellard (11-167, 2 TD)
vs. Atlanta, Oct. 21, 1990	QB Jim Everett (24-38, 302 yds, 3 TD); RB Cleveland Gary (19-102, 2 TD); WR Henry Ellard (6-109, 1 TD)
@ Atlanta, Dec. 15, 1996	QB Tony Banks (11-16, 304 yds, 3 TD, 1 Int.); RB Lawrence Phillips (22-122, 1 TD); WR Eddie Kennison (5-226, 3 TD)
@ Carolina, Dec. 5, 1999	QB Kurt Warner (22-31, 351 yds, 3 TD, 2 Int.); RB Marshall Faulk (22-118); WR Az-Zahir Hakim (4-122, 2 TD); WR Isaac Bruce (6-111)
@ New Orleans, Dec. 12, 1999	QB Kurt Warner (21-31, 346 yds, 2 TD, 1 Int.); RB Marshall Faulk (29-154, 1 TD); WR Torry Holt (6-112); WR Isaac Bruce (4-102)
vs. San Francisco, Sept. 17, 2000	QB Kurt Warner (23-34, 394 yds, 2 TD, 2 Int.); RB Marshall Faulk (25-134, 3 TD); WR Isaac Bruce (8-188, 1 TD)
vs. San Diego, Oct. 1, 2000	QB Kurt Warner (30-24, 390, 4 TD); RB Justin Watson (14-102, 1 TD); WR Isaac Bruce (9-167, 2 TD); RB Marshall Faulk (6-116, 2 TD); WR Az-Zahir Hakim (5-104)
vs. Minnesota, Dec. 10, 2000	QB Kurt Warner (27-32, 346 yds); RB Marshall Faulk (25-135, 4 TD); WR Torry Holt (9-172)
@ San Francisco, Sept. 23, 2001	QB Kurt Warner (24-35, 321 yds, 3 TD, 1 Int.); RB Marshall Faulk (18-105); WR Isaac Bruce (8-144, 1 TD)
vs. Indianapolis, Dec. 30, 2001	QB Kurt Warner (23-20, 359 yds, 3 TD, 1 Int.); RB Marshall Faulk (25-118, 3 TD); WR Torry Holt (7-203, 2 TD)
@ Arizona, Nov. 23, 2003	QB Marc Bulger (28-44, 329 yds, 1 TD, 4 Int.); RB Marshall Faulk (24-100, 1 TD); WR Torry Holt (9-145)
@ Houston, Nov. 27, 2005	QB Ryan Fitzpatrick (19-30, 310 yards, 1 TD, 3 Int.); RB Steven Jackson (25-110, 1 TD); WR Torry Holt (10-130, 1 TD)
vs. Washington	QB Marc Bulger (28-38), 388 yards, 4 TD, 0 Int.); RB Steven Jackson (33-150, 1 TD); WR Isaac Bruce (9-148, 1 TD); RB Steven Jackson (6-102, 1 TD)

LARGEST MARGIN OF VICTORY

59 points	(59-0)	vs. Atlanta, Dec. 4, 1976
49 points	(56-7)	vs. San Francisco, Nov. 9, 1958
48 points	(48-0)	@ Baltimore, Sept. 26, 1954
43 points	(70-27)	vs. Baltimore, Oct. 22, 1950
	(45-21)	vs. Baltimore, Dec. 5, 1953
	(59-16)	vs. Atlanta, Nov. 10, 1996
41 points	(65-24)	vs. Detroit, Oct. 29, 1950
	(55-14)	vs. New York Giants, Nov. 13, 1966
40 points	(54-14)	@ New York Yanks, Sept. 28, 1951
39 points	(42-3)	@ Philadelphia, Nov. 3, 1975
	(45-6)	vs. Seattle, Oct. 31, 1976

LARGEST MARGIN OF DEFEAT

48 points	(48-0)	@ San Francisco, Dec. 27, 1987
44 points	(47-3)	@ New York Jets, Nov. 9, 2008
47 points	(47-0)	@ Chicago Bears, Nov. 29, 1942
40 points	(47-7)	@ Tennessee, Dec. 13, 2009
39 points	(49-10)	@ Kansas City, Dec. 8, 2002
38 points	(52-14)	vs. Chicago Bears, Oct. 13, 1963
	(44-6)	@ Detroit, Oct. 10, 2010
	(45-7)	vs. New England, Oct. 28, 2012
36 points	(56-20)	@ Philadelphia, Oct. 8, 1950
	(42-6)	@ Pittsburgh, Nov. 3, 1996
	(42-6)	vs. Indianapolis, Oct. 25, 2009
35 points	(35-0)	@ San Francisco, Oct. 4, 2009
	(38-3)	@ Philadelphia, Sept. 7, 2008
	(35-0)	@ San Francisco, Oct. 8, 1961
	(56-21)	@ Baltimore, Nov. 25, 1956
	(42-7)	vs. Green Bay, Nov. 12, 1944
	(49-14)	@ New York, Nov. 16, 1941



ST. LOUIS
RAMS

RAMS FEATURE CLIPS



ST. LOUIS RAMS FEATURE CLIPS

TABLE OF CONTENTS

Quinn breaks out ‘The Bernie’, By Jim Thomas	2
St. Louis Post-Dispatch / October 20, 2014	
Rams QB Davis gets it done when needed most, By Nick Wagoner	3
ESPN.com/ October 20, 2014	
Rams’ WR Britt: He’s a player, he’s a mentor, and he now has a new lease on life, By Howard Balzer	4
Fox Sports Midwest / August 14, 2014	
Barksdale a bedrock for Rams’ O-Line, By Nick Wagoner	6
ESPN.com / August 20, 2014	
Fisher makes it official: Davis is the starter, By Jim Thomas	8
St. Louis Post-Dispatch / October 2, 2014	
Jeff Fisher’s mettle lifts St. Louis to big win over Seattle, By Michael Silver	10
NFL.com / October 20, 2014	
Hayes ready to step in for his friend, Long, By Nick Wagoner	12
ESPN.com / September 12, 2014	
Rams’ McSafeties getting their act down, By Jim Thomas	13
St. Louis Post-Dispatch / September 17, 2014	
‘Mountaineer’ play special to Bailey, By Joe Lyons	15
St. Louis Post-Dispatch / September 20, 2014	
Harkey’s toughness energizes Rams, By Nick Wagoner	17
ESPN.com / September 17, 2014	
Westbrooks getting his feet wet on defense, By Jim Thomas	18
St. Louis Post-Dispatch / September 25, 2014	
Rams’ Donald off to a promising start, By Joe Lyons	19
St. Louis Post-Dispatch / September 26, 2014	
Tick bite sent Rams’ Wells to intensive care, By Jim Thomas	20
St. Louis Post-Dispatch / September 26, 2014	
Tre Mason adds to Rams’ running back committee, By Nick Wagoner	22
ESPN.com / October 17, 2014	
Robinson takes over at left tackle, By Jim Thomas	24
St. Louis Post-Dispatch / October 31, 2014	



ST. LOUIS RAMS FEATURE CLIPS

TITLE: Quinn breaks out 'The Bernie'

BYLINE: Jim Thomas, St. Louis Post-Dispatch

DATE: October 20, 2014

Robert Quinn had gone so long without a sack it looked like he'd forgotten how to do "The Bernie" — his trademark sack dance — after he finally got one midway through the second quarter Sunday.

"It was a full-action Bernie," Quinn insisted after the Rams hung on for a 28-26 victory over Seattle at the Edward Jones Dome.

Perhaps, but it wasn't as smooth as usual. Looked a little rusty.

"It's taken a while," Quinn said. "Once Aaron (Donald) started it off, we just kind of went from there. But me personally, to get (Russell Wilson) down for the first one of the year, it's a great feeling. We've still got a few more games to go, so hopefully, it won't be the last one."

Given that Sunday was Robert Quinn bobblehead day, and his picture was on tickets for the contest, it was only fitting he broke the dry spell.

"On bobblehead day," Quinn said, smiling. "I think they should've done that the first game of the season, so I wouldn't have to wait so long to get my first one."

After only one sack in their first five games, sacks came in bunches for the Rams in the second quarter. Donald, the rookie defensive tackle, dropped Wilson for a 5-yard loss with 9½ minutes remaining before halftime.

Two plays later, defensive end Eugene Sims dropped Wilson for a 9-yard loss to force a Seattle punt — a punt that was returned 90 yards for a touchdown by Stedman Bailey on a trick play.

On Seattle's next possession, Quinn broke through for his 7-yard sack. He's had at least one sack in his past five games against the Seahawks.

"We got three of those 'S-words' today, which was good," coach Jeff Fisher said. "Those were hard to find there for a while."

But that was all the Rams would get against Wilson, even though he absorbed several hits by the pass rush and was flushed out of the pocket on numerous occasions.

"This guy (Wilson) is hard to bring down," Fisher said. "And Russell, all by himself, made this quite a game."

En route to becoming the first player in NFL history with 300 yards passing and 100 yards rushing in the same game (according to Elias Sports), Wilson was almost unstoppable in the second half.

He accounted for 264 yards of offense and three TDs in the third and fourth quarters.



ST. LOUIS RAMS FEATURE CLIPS

TITLE: Rams QB Davis gets it done when needed most

BYLINE: Nick Wagoner, ESPN.com

DATE: October 20, 2014

After reviewing the film from last week's loss to the San Francisco 49ers, St. Louis Rams quarterback Austin Davis acknowledged he didn't do a good enough job of taking what the defense gives him.

Heading into Sunday's game against the Seattle Seahawks, Davis vowed to force the ball down the field less and take advantage of whatever the Seahawks were willing to cede. Late in the Rams' surprising 28-26 victory, Davis had done just that, almost to a fault.

In the first three quarters, Davis completed 13-of-14 for 77 yards, an average of just 5.9 yards per completion. But as Seattle mounted a late comeback and put itself in position to win the game, Davis suddenly needed to come up big. He hadn't been able to in the past three weeks after leading a late victory in his first start against Tampa Bay. But he found a way to lead an impressive 80-yard drive to give the Rams the winning points.

On that drive, Davis completed 4-of-5 passes for 66 yards and a touchdown to tight end Lance Kendricks. None of those throws were bigger than a 30-yarder to receiver Chris Givens on third-and-6 at Seattle's 44.

"We thought we'd get man-to-man coverage," Davis said. "When they need a play, they trust their guys to cover man-to-man. Chris, with his speed, just ran across the field. I trusted it and obviously, we worked the play all week, and when we needed it, he made a big play. That's how you win games. You've got to make big plays when the game is on the line. You're going to have a chance to go down and win the game at the end or not. Today, we did it."

Minutes later, Davis offered another big play when he evaded Seattle's pass rush on second-and-12 and somehow shoveled a pass to tight end Jared Cook for a 9-yard gain to put the Rams in position for the fake punt that helped seal the victory.

For the day, Davis was 18-of-21 for 152 yards and two touchdowns for a rating of 128.6. That completion percentage plus punter Johnny Hekker's completion on one attempt left the Rams converting 86.3 percent of their pass attempts, the highest allowed by the Seahawks in franchise history. The quarterback rating is the highest of Davis' young career.

The key to that success? Effectively using the middle of the field. Davis majored in risk management Sunday, throwing his 21 passes an average of just 5.5 yards down the field with 18 of those attempts coming in the middle of the field. That was a logical move considering Seattle is 20th in the league in completion percentage allowed over the middle the past two seasons and star cornerback Richard Sherman usually lurks on the outside.

It also allowed Davis to come up with big plays such as the ones to Givens. He attempted just four passes more than 10 yards down the field Sunday but he completed all of them.

Most important, Davis had no turnovers, eliminating the costly plays that have helped beat the Rams in recent weeks.

"You can't ask for more out of a guy who went from third string to now starting quarterback and playing great ball," defensive end Robert Quinn said. "We've got to be consistent week in and week out and prepare for teams and finish games."



ST. LOUIS RAMS FEATURE CLIPS

TITLE: Rams' WR Britt: He's a player, he's a mentor, and now he has a new lease on life, By Howard Balzer

BYLINE: Howard Balzer, Fox Sports Midwest

DATE: August 14, 2014

Rams coach Jeff Fisher knew what he was getting when the Rams decided to sign wide receiver Kenny Britt to a one-year contract in the offseason. Or at least he hoped he knew what he was getting.

A first-round pick for Tennessee in 2009 when Fisher was head coach of the Titans, Britt showed great promise his first two seasons, totaling 84 catches for 1,476 yards and 12 touchdowns. But he started finding trouble off the field -- he was arrested or questioned by police on several occasions -- and he suffered a torn ACL in 2011.

His on-field performance declined as well. After producing only 11 catches and no touchdowns last season, the Titans decided they didn't want him when he became an unrestricted free agent in March.

Fisher, on the other hand, did not hesitate to bring Britt back into his fold.

"It wasn't difficult at all," Fisher said of the decision to sign Britt. "I stayed in touch with Kenny during my year off when he was rehabbing. We spent some time together and I tried to help him get some things behind him. He did. He's got everything straightened out now."

Rams receivers coach Ray Sherman said that after talking to Fisher about Britt and meeting him in person, he had no qualms about the team's free-agent acquisition.

"I talked to coach Fisher before we signed him and he filled me in on everything," Sherman said. "I spent some time when he came on a visit. We talked and had a very good visit. I felt very comfortable with him, telling him the way it's going to be here, how we were going to do things and how important it was for not only our team, but also he and I to be on the same page. We have had no issues and it's been great since then."

That sure appears to be the case. Through OTAs and training camp, Britt has displayed the receiving skills that made him a first-round draft pick, moving to the top of the Rams' depth chart at wide receiver. And the Rams have gotten a lift in another area, too. He has emerged as a leader in the receivers room at the ripe old age of 25 (he turns 26 next month).

"I feel I'm coming of age," Britt said. "I came into the league at (the age of) 20. Each year you learn more about yourself. Starting a family has helped. I'm still growing as a person and a player. I have players looking up to me as one of the older guys on the team, so I definitely had to change some of the things in my life."

"I always tell the guys: 'Ain't no place I'd rather be. We could be home wishing we had a job. Right now, we're out here playing in the NFL.'"

Britt's passion has brought an energy to the receiver group that wasn't there in the past. His impact on third-year player Brian Quick has been most evident.

"One thing about Kenny is that Kenny may make a mistake as far as an incorrect route here and there, but he does it going full speed," Fisher said. "And Brian early on in his career, if he wasn't sure, he wasn't quite at full speed. I think Brian's learned just to go. Good things happen when you're running hard."

Quick agrees, while also acknowledging that knowing the offense has eliminated a lot of the thinking he was doing.

"I just watch him," Quick said of Britt. "He moves fast, so I try to do exactly what he does. He gets me going. He brings a lot of energy to the locker room. That's what we need. But being in this offense three years, everything's slowing up for me. I'm just getting better every day. That's what I'm doing right now is growing. But, yes, it's way better not thinking; just going out there and playing knowing exactly what you're doing."

Sherman said of Britt: "He has taken Brian underneath his wing. Brian in his third year has grasped things well and he's playing faster. We were laughing about it a couple of days ago. When he was a rookie it was always, 'Quickie, what are you doing? Quickie, where are you supposed to line up?' It was always, 'Quickie, Quickie.'"



"Right now, he'll come to me and say, 'Hey, I know I was supposed to do this or do that.' I don't really have to say much to him because he's doing everything the right way. There might be a technique or fundamental that I'll have to correct him on. But as far as the way he's playing and his athletic ability and what he's doing, he's been tremendous."

Quarterback Sam Bradford, who is preparing to play his first preseason game of the year after sitting out the opener, has watched Quick's growth since the receiver was taken by the Rams with the first pick of the second round of the 2012 NFL Draft.

"It's night and day with Quickie," he said. "He's always been tremendously talented. I think we're starting to see him really put everything together. I think he's had a great, great training camp. Even going back to OTAs and looking at some of the plays he's made, I think he's really developed. He's put the time in, he's worked really hard. From my standpoint, I'm glad to see that it's paying off for him."

Sherman understands that it often "takes some time" for receivers from small schools to become comfortable in an NFL offense. But he sees it happening with Quick, who played at Appalachian State.

"I'm really excited where he is right now, the way he's practicing, the way he's playing; it's really going to be a big plus for us," Sherman said. "He's an excellent blocker, tremendous speed and size, and very good hands. We're going to continue to get him some work in these preseason games and see what happens."

Britt's role as mentor has extended beyond Quick. He has had an impact on the entire receiving unit.

"He's brought leadership, brought toughness, brought experience," Sherman said. "He's really been a great addition not only to this team, but in my meeting room. He's really working very diligently as far as picking up things and trying to grasp it as quickly as possible. He's really doing a good job of it."

For Britt, he relishes taking on that leadership role even while still working to absorb the Rams' offense. For him, his chance with the Rams is like a new lease on life -- a chance to resurrect his career.

"This is a young group," Britt said with considerable understatement. "I know how to run routes better than they do, being able to see coverages and how to run certain routes against different coverages. I had to take leadership in the room being a guy six years in the league, and coach had expectations of me to do it."

"But I'm still learning from these guys. The offensive coordinator is showing me a lot, the receivers coach is showing me a lot. It's like I'm a rookie all over again."

Like a bold rookie, to be sure. His expectations for this receiver group are high.

Said Britt: "Once we get this offense down pat and we're on the same page ... I'm saying right now (we can be) one of the best in the league."



ST. LOUIS RAMS FEATURE CLIPS

TITLE: Barksdale a bedrock for Rams' O-Line

BYLINE: Nick Wagoner, ESPN.com

DATE: September 20, 2014

Little more than a year after the Oakland Raiders used a third-round draft pick on offensive tackle Joe Barksdale, they released him.

It was Sept. 26, 2012, just one of a handful of days over the past couple of years now permanently etched in Barksdale's mind. The next was Sept. 27, 2012, a day later when the St. Louis Rams claimed him off waivers.

Barksdale arrived in St. Louis with enough raw talent to develop into the bedrock of an often in flux offensive line that he is today but without any of the self-belief necessary to get there.

"When I got here, I was a recently cut former draft pick with no confidence, not many technical skills," Barksdale said. "But I believe I'm here for a reason and I'm so happy to be here. I do believe that everything did happen for a reason, when it was supposed to and how it was supposed to."

What's happened in the nearly two years since Barksdale arrived in St. Louis is more than anyone knows. It's easy to look at the resume he's compiled and see a young player simply emerging as a solid right tackle providing durability to a line in desperate need of it.

But the road from there to here hasn't been as easy as it might seem.

When the Rams claimed Barksdale in 2012, they were simply searching for help on the offensive line after some injuries had struck. That's been a familiar refrain in recent seasons.

Offensive line coach Paul Boudreau saw the 6-foot-5, 326-pound Barksdale as his next great reclamation project, if only he could get Barksdale to have the same belief.

For as much work as Barksdale needed on footwork, hand placement and understanding of angles, he needed regular reminders he could get there.

"His thing is more confidence in everything," Boudreau said. "Joe is his own worst critic. He's his own worst enemy. I tell him I will do all the worrying for you and you get out there and you play."

That confidence came quickly for Barksdale, who said he genuinely started buying into Boudreau's belief when he started at left tackle against Green Bay on Oct. 21, 2012. He started again the following week in London against New England and graded out well in both games.

After starting those two games and appearing in four more, Barksdale returned in 2013 primed to be the primary swing tackle behind Rodger Saffold and Jake Long. He spent part of his offseason working with Hall of Fame Rams offensive tackle Jackie Slater; something he repeated this summer, and came back ready for whatever role was needed.

As it turned out, projected right tackle Saffold suffered an injury early in the preseason and again in Week 2 of the regular season. Before Barksdale was to start the next week against Dallas, tragedy struck.

Charles Fobbs, who Barksdale calls a mentor, second father, brother and coach since he was 13 years old, died in a car accident before the Rams played the Cowboys.

Barksdale was devastated by the loss and attended the funeral back home in Michigan in search of some peace of mind. When he returned to St. Louis, he found solace on the football field, in his teammates and from his coaches.

Boudreau, in particular, knew what Barksdale was going through. His father had passed away not long before Fobbs, and Boudreau was still reeling from his own loss. Boudreau offered daily encouragement and reminded Barksdale that the best way to get through a tough time is simply to do it.



"I said you have a job to do and when you're at work, it might be the best thing for you, it might be the best therapy for you," Boudreau said. "He kind of knew it was somebody walking his shoes. It's going to always hurt and I said the anniversary of that will be the same thing for you and when you go back to Michigan you'll see his family and it will be a tough time for you, but I think in his case, he's grown up more than anything since he's been a Ram."

With each practice and game, Barksdale grew as a player as he dedicated himself to improving. By the time the season was through, Barksdale had started 13 games and played in all 16. For what it's worth, Pro Football Focus graded him as the team's second most productive lineman.

Amidst the revolving doors at other positions on the line, Barksdale remains steadfast on the right side. Boudreau points out Barksdale is no longer dwelling on mistakes. Barksdale has even set big goals for himself, starting with winning a Super Bowl, making the Pro Bowl and eventually the Hall of Fame.

In this training camp, Barksdale has been the one constant on the offensive line, playing with the starters at the same position every day.

"Joe's done a great job," coach Jeff Fisher said. "Joe's stepped in and played. He's played both sides for us, settled in on the right side. He's reliable, dependable, everything you want at right tackle. It was great timing for us, great timing for Joe, when he was let go and we had an opportunity to bring him in and he's done a great job."

After the season, Barksdale is scheduled to become an unrestricted free agent. More important, he's also in the midst of planning a wedding. He says he spends much more time thinking of the latter than the former when he's not practicing his newest hobby, the electric guitar.

Given his druthers, Barksdale would like to stay in St. Louis.

"Definitely," Barksdale said. "They gave me a second chance."



ST. LOUIS RAMS FEATURE CLIPS

TITLE: Fisher makes it official: Davis is the starter

BYLINE: Jim Thomas, St. Louis Post-Dispatch

DATE: October 2, 2014

With the bye week come and gone, and 13 weeks of uninterrupted football ahead for the Rams, coach Jeff Fisher felt it was time to make things official.

He called quarterbacks Austin Davis and Shaun Hill separately into his office Wednesday morning, telling Davis he was starting and Hill he was not.

It was absolutely no surprise to Rams Park regulars. Not only has Davis played well — surprisingly well — in his starts against Tampa Bay and Dallas, but he has been getting basically all the reps with the starters all along.

Those two facts spoke volumes, and meant more than anything Fisher put out for public consumption. Fisher didn't have a change of heart, or realize the error of his ways. There was no error in his ways; Davis simply played too well to go back to the bench once Hill was healthy.

Fisher tries to be very loyal to his players; the last thing he wants to do is react in knee-jerk fashion to everything that happens on the football field, good or bad. He pretty much had his mind made up on Davis after the Tampa Bay game, but wanted to see a little more.

He saw much more than a "little more" against Dallas. So after getting Davis a couple more practices with the starting offense during the bye week, and with Hill healthy from the quad strain he suffered in the opener against Minnesota, Fisher went public with his decision: In Austin We Trust.

"We're going to go ahead and start Austin for the remainder of the season," Fisher said after Wednesday's practice. "It's not that Shaun lost the job, it's that Austin earned an opportunity to keep it.

"Shaun understands, he's a team player, he's ready to come in at a moment's notice. He is healthy enough to play this week."

As might be expected, Hill wasn't doing cartwheels over Wednesday's developments. But true to form, he uttered no complaints.

"Obviously, it's frustrating," Hill said. "But I understand it. (Fisher)'s got a decision to make, and made a decision based on what he felt was best for the team. The team comes first. I'm a professional, I'll come to work every day, and continue to try to help this team any way I can."

At age 34, Hill had a rare chance to start all 16 games for the Rams following Sam Bradford's season-ending knee injury against Cleveland in the third preseason game. But then came the quad injury against the Vikings.

"It's a tough league, for tough-minded people," Hill said. "And I put myself in that category."

Hill said he could sense this was coming during the bye-week practices. Probably because Davis continued to get all the reps.

As for Davis, his increasingly incredible journey continues. Twelve months ago, he was a voluntary high school football coach at Westminster Christian Academy in suburban St. Louis. Six weeks ago, he was the Rams' fourth-string quarterback, uncertain if he would make it to September.

Now, he's the starter. And not just a week-to-week starter.

"My parting comments with Austin was I told him not to look over his shoulders," Fisher said. "So he's gonna take this team and run with it."

And that meant a lot to Davis, 25.

"Obviously, I'm excited for the opportunity," Davis said. "Coach Fish was very adamant not to look over my shoulder. We all kind of know his philosophy. He picks the guy and he sticks with him."



Fisher tried to stick with Hill, but saw too much from Davis.

"I have to do what's best for the football team, and in my opinion (Davis starting) is what's best for the football team," Fisher said. "We brought Shaun in here to back up, and I had all the confidence in the world in him."

"Who knows what would've happened had he not pulled his quad in Week 1? But you can't go there right now. You have to base these decisions on what's in front of us and what's happened just recently."

What's happened recently is Davis guided the Rams to a 19-17 comeback victory at Tampa in Game 2, making several clutch throws in the fourth quarter of a see-saw contest. Against Dallas, Davis tossed three touchdown passes, threw for 327 yards, and helped the Rams pile up 448 yards — their highest total in a regulation contest in 30 games.

Davis leads the NFL in completion percentage (72.3) and ranks sixth in yards per attempt (8.02). How do you turn your back on that? The answer is: You don't.

"Really nothing changes for me," Davis said. "I don't want to get to the mindset of looking ahead. We'll just keep doing what we're doing, take one game at a time, and I think it'll be much more manageable that way."

Davis was barely out of his meeting with Fisher when he told his wife. "She likes to hear the news first," Davis said, smiling. "She's excited, but she knows it brings on a little more responsibility."

Davis' teammates were anything but surprised, and totally supportive, when quizzed about the QB news.

"I think he's earned the opportunity," wide receiver Austin Pettis said. "I think Coach is right to continue with him. He's got the hot hand right now. So we just ride him out, and see how well he can keep on doing."

And from Kenny Britt: "As a receiver group, we're definitely comfortable with him back there, and him in the huddle. From the first and second (starts) you could tell that his confidence level was out of the roof. He's taken control in the huddle. So we're behind him 100 percent."



ST. LOUIS RAMS FEATURE CLIPS

TITLE: Jeff Fisher's mettle lifts St. Louis to big win over Seahawks

BYLINE: Michael Silver, NFL.com

DATE: October 20, 2014

The climax was playing out like another Edward Jones Dome nightmare, the home team on the verge of surrendering what was left of a once-healthy advantage and suffering another disheartening defeat.

Like everyone in the stadium Sunday, not to mention millions of television viewers, St. Louis Rams coach Jeff Fisher could see the way this one was heading, what with his win-starved team clinging to a two-point lead and about to punt the ball back to the Seattle Seahawks and their red-hot quarterback, Russell Wilson, from deep in its own territory with just under three minutes remaining.

It was the perfect time for a stunning plot twist -- and who better to provide one than The 'Stache?

In January of 2000, Fisher brought us The Music City Miracle, giving his Tennessee Titans an unfathomable playoff victory over the Buffalo Bills.

Last May, Fisher electrified the Rams' unsuspecting draft room -- and made an historic move no one saw coming -- when he selected Michael Sam, who was bidding to become the NFL's first openly gay player.

At Sunday's pivotal moment, as is his custom, Fisher kept even his closest confidantes in the dark. When he sent in the fake-punt call on fourth-and-3 from the Rams' 18, only a dozen others were in on the audacious ploy: special teams coach John Fassel and the 11 men in the huddle.

Music City Miracle, meet the St. Louis Surprise.

Punter Johnny Hekker took the snap, waited for Benny Cunningham to flash open on the left and delivered a short pass that the running back caught and turned into an 18-yard gain. The Rams (2-4) would get another first down and kill the clock -- though not until sweating out a Tre Mason fumble and ensuing scrum -- to close out a 28-26 victory over the defending Super Bowl champs.

It's not too much of a stretch to say that the Rams, who've struggled in the wake of quarterback Sam Bradford's second torn ACL in less than a year, may have salvaged their season by upsetting the Seahawks (3-3). Having blown leads of 21 (to the Dallas Cowboys) and 14 (to the San Francisco 49ers) in their previous two home games, the notion of squandering a 21-3 edge to Seattle was one that Fisher couldn't stomach.

In fact, before the Rams ran their first-down play from their own 11 on that final possession, Fisher approached Fassel and told him to "make sure (Hekker's) ready" because a fake punt might be in the works on fourth down.

"They had such momentum," Fisher explained on his drive home from the Dome, his voice a mixture of relief and excitement. "And look -- Russell Wilson's really good. We had them down, and he took it over. So no, we wanted no part of him at the end."

Wilson, in the wake of a wild week that featured the stunning trade of playmaker Percy Harvin to the New York Jets and a broken foot suffered by fullback Derrick Coleman in pregame warmups, was superlative in the second half, finishing with 313 passing yards and 106 rushing yards on seven carries. Game manager? Yeah, right.

St. Louis, riding with a pair of former third-stringers in the backfield -- quarterback Austin Davis (18 of 21, 152 yards, two touchdowns, no interceptions) and Mason (18 carries, 85 yards, one TD) -- needed a full-squad effort to prevail.

And, amazingly, the fake punt wasn't even St. Louis' most impressive special-teams stunt. That came midway through the second quarter when the Seahawks, trailing 14-3, punted from their own 49 -- and the Rams countered with a well-rehearsed ensemble performance that turned deception into an art form.

With Jon Ryan's high punt sailing toward the right (from the Rams' perspective) sideline, return man Tavon Austin and nine other Rams drifted to the left to set up a phantom runback. As Austin pretended to



wait for a ball that was headed to the opposite hash mark, the Seahawks dutifully followed, buying the ruse even as he fell backward for effect, presumably gunning for that Oscar nomination.

Meanwhile, Rams receiver Stedman Bailey tracked the ball, made a nice over-the-shoulder catch and, still largely undetected, turned and raced down the right sideline for a 90-yard score.

"What you have to understand is that they're so good on special teams, and that's what allowed us to run that play," Fisher said. "Their punter is money -- we knew if they were between the 45-yard lines he'd hit it end over end with great hang time, and put it on the numbers. We needed the kind of kick that would (theoretically) force a fair catch, and we knew he'd give it to us, and that's why it worked.

"We scripted that play in practice and ran it over and over, and it pretty much played out that way. Tavon did a little too much -- the falling over backwards, I don't know where he gets that -- but Sted made a sweet catch, and then we got him some help and pulled it off."

Facing the prospect of having to defend Wilson on a potential game-winning drive, the Rams needed just a little bit of help -- and Fisher gave it to them, in the form of the Hekker to Cunningham completion that might have kept their playoff dreams flickering.

"Hey," Fisher said, "whatever it takes."

For this team, at this moment, it's a legitimate mantra -- and there's nothing fake about it.



ST. LOUIS RAMS FEATURE CLIPS

TITLE: Hayes ready to step in for his friend, Long

BYLINE: Nick Wagoner, ESPN.com

DATE: September 12, 2014

St. Louis Rams defensive lineman William Hayes was a hit in the team's locker room from the day he first arrived in St. Louis back in 2012. He immediately grew close with most of his teammates, especially on the defensive line.

In his nearly three years with the Rams, there's nobody Hayes has grown closer to than fellow defensive end Chris Long. When the news came Wednesday that Long would need ankle surgery that would keep him out for eight to 10 weeks, nobody took the news harder than Hayes.

"He's one of my closest friends on the team so it's kind of hard when you hear he is not going to be here but we've got a next-man-up philosophy around here," Hayes said.

As it turns out, the next man up in Long's absence is Hayes. In Hayes, Long's left defensive end spot lands in more than capable hands. Amongst the free agents whiffs the Rams have had since coach Jeff Fisher and general manager Les Snead took over, Hayes has been on the opposite end of the spectrum as a true diamond in the rough find.

Hayes first signed with the Rams in 2012, following Fisher to St. Louis from Tennessee, where he was once a fourth-round pick out of Winston-Salem State. In the time since, he's become the defensive line's ultimate Swiss Army Knife, providing a stout presence against the run from his end position while offering pass rush ability from the interior.

Over those two seasons in St. Louis, Hayes has 63 tackles and 12 sacks while working in a reserve role.

The other side to Long's absence is the loss of his fiery brand of leadership. That's another area where Hayes can help provide some cover. Most of the other defensive linemen tend to err on the quiet side but Hayes is the same player who smashed a mirror in the team's locker room after last season's loss to Tennessee, a blow that led to him getting stitches in his arm.

Even without Long, the Rams are confident in what Hayes brings to the table.

"We know that Will Hayes can get the job done," defensive tackle Kendall Langford said. "Whoever we put out there on the field, we are a brotherhood of men and we trust in each other that we'll get the job done. I don't think it will be a drop off."

While Hayes figures to get the first shot at replacing Long, it's important to note that it will take more than just one player to fill the void. Hayes is still working his way back into football shape from a trio of offseason surgeries, the most serious of which was a hip procedure. He did not play in any preseason games and was admittedly rusty in his return to game action last week.

Likewise, the Rams would like to limit his snaps when possible to keep him fresh, as evidenced by his 27 snaps against Minnesota last week. That means the Rams will turn to fellow veteran backup Eugene Sims and undrafted rookie Ethan Westbrooks to ease the burden.

For his part, the always motivated Hayes has even more motivation to play well in Long's stead. He's replacing a good player but an even better friend.

"I hate the idea that Chris got hurt but at the end of the day, things happen and the next man has to step up," Hayes said. "I just don't want to be a drop off this week, that's one of the big things. I feel like he would be disappointed in me if I was to go out there this week and just really [struggle]."



ST. LOUIS RAMS FEATURE CLIPS

TITLE: Rams' McSafeties getting their act down

BYLINE: Jim Thomas, St. Louis Post-Dispatch

DATE: September 17, 2014

That little shimmy by free safety Rodney McLeod after his second-quarter interception was no impromptu celebration. "It's just a little dance that me and T.J. (McDonald) put together right before the game," he said.

Apparently, it's part of the weekly pregame ritual for the Rams' McSafeties. It's all about being prepared for success. "If we make plays, this is what we're gonna do today," McLeod explained. "It's just something that we've got going on."

McLeod told McDonald before Sunday's 19-17 victory over Tampa Bay that he was going to get an interception. Hard to explain but he just had that feeling.

"I thought if we got good pressure on (Josh) McCown, he'd most likely to throw one up," McLeod said. McCown, the Tampa Bay quarterback, did just that early in the second quarter of a 7-7 game. The Bucs were knocking on the door with a first-and-goal from the St. Louis 9.

But linebacker Jo-Lonn Dunbar flushed McCown out of the pocket on a blitz, and then linebacker James Laurinaitis came bearing down on McCown. Instead of taking the sack, or throwing the ball away, McCown threw it up for grabs in the general direction of wide receiver Vincent Jackson.

There was just one problem with that decision: Jackson was being double-covered, with cornerback Janoris Jenkins behind him and McLeod in front.

"He did a crossing route," McLeod said. "Basically I just read the quarterback. He made a bad decision and James got good pressure on him."

It wasn't an easy interception. The ball was thrown low and away, and McLeod lunged to keep it off the ground. "Gotta give credit to the hands, the gloves. Fresh gloves," McLeod said, laughing. McLeod wears a new set of gloves each week on game day.

"That was a big point (in the game)," McDonald said of his teammate's play. "They were close to scoring, we don't give up any points. We give the ball back to our offense, get a lot of juice, a little momentum going."

It marked the first interception, and only takeaway, for the Rams this season. Without McLeod's INT, the third of his three-year NFL career, the outcome might've been different. Even if Tampa had to settle for a field goal, that might have been enough in what turned out to be a two-point game.

McLeod joined the Rams in 2012, the first year of the Jeff Fisher-Les Snead regime, as an undrafted rookie out of Virginia. He led the Rams in special teams tackles that year (16), then took advantage of preseason injuries to Darian Stewart to earn a job at safety in 2013. He started all 16 games, recording 87 tackles and two interceptions.

Even so, the general consensus this past offseason was that the Rams needed to upgrade the position, find a free safety with more range.

Granted, it's just two games into the season, but McLeod is proving doubters wrong. He has shown improved range and has taken quickly to defensive coordinator Greg Williams' system.

"I think it just comes with experience, and the coaching we get from OTAs to training camp with Gregg coming in, and Chuck (Cecil), and all those guys just getting us right," McLeod said.

Cecil is the Rams' secondary coach.

Even before the start of the regular season, Williams has been impressed with McLeod.



"Rodney has just been one of the most pleasant surprises for me — his instincts on playing the free safety position," Williams told the Post-Dispatch in a late-August interview.

"Chuck Cecil did a good job talking to me about him when I first got here. Chuck was very high on him and wanted me to make sure that I was patient with the evaluation process on him. I think Rodney does a phenomenal job on picking up the nuances of how we want our safeties to play."

Williams continued: "The free safety and the middle linebacker have to be a direct extension of the play-caller and what we do. He's sharp intellectually. He's sharp in big-picture understanding of the game."

An added bonus is that McLeod has become a more aggressive tackler this season than he showed previously, whether it be in coverage or in run support.

"I just think it's the mentality that Gregg instilled in us from Day 1," McLeod. "You know the mentality that he has."

Yeah, if you're coming in this neighborhood, you're going to have to pay a toll.

"There's been nothing but good stuff going on from Day 1 in this system," McLeod said.

It's a system not too different from the scheme run in 2012, when Williams was serving his one-year "Bountygate" suspension and his son Blake was de facto defensive coordinator.

Now in their second season starting together, McLeod and strong safety McDonald are developing a good rapport on the field.

They complement each other well, with McLeod usually playing deep in coverage, and McDonald frequently playing near the line of scrimmage, or blitzing, or covering tight ends.

"With T.J., what I don't have, he has," McLeod said. "We just work well together. It just works out." Fisher likes the way things are working out so far.

"Both the safeties have played very well the last two weeks," Fisher said. "Now, we missed some tackles, but everybody's going to miss tackles. ... But I think considering where we were last year, they've come a long, long way. I'm happy for them."



ST. LOUIS RAMS FEATURE CLIPS

TITLE: 'Mountaineer' play special to Bailey

BYLINE: Joe Lyons, St. Louis Post-Dispatch

DATE: October 20, 2014

Rams receiver Stedman Bailey isn't likely to forget his first career punt return. And neither will anyone else who watched it Sunday as the Rams defeated the Seattle Seahawks 28-26 at the Edward Jones Dome.

With the Rams up 14-3 midway through the second quarter and Seattle punting from its own 49, Rams special teams coordinator John Fassel called for "Mountaineer."

"It's a designed play that we actually put in this week," Bailey explained. "Coach Bones (Fassel) saw the Bears try it a few years back — it worked for them, too, but it was called back on a penalty. He noticed that when (Seattle's) punter tried to sky it, to pin us deep, the punt always ended up in pretty much the same spot."

So with almost all of the Rams, including return man Tavon Austin, racing toward the left sideline — and drawing the pursuit of the the Seahawks — Bailey peeled off from his spot on the opposite side of the field, came up with an over-the-shoulder catch, turned and raced 90 yards down the sideline for a touchdown that pushed the Rams' lead to 21-3.

"Just a dream come true, really," said Bailey, who had never fielded a punt in a game before. "Honestly didn't think it'd work as well as it did, but our guys, especially Tavon, did a great job of selling it. They all went to the right and (the Seahawks) went that way, too."

"I caught the ball, turned around and saw a lot of green grass and a couple of our guys in front of me. Then I just ran for my life."

The misdirection could not have worked any better.

"We practiced it all week," tight end and special teamer Cory Harkey said. "When the coaches dialed it up, we were all pretty pumped."

Running back and special teamer Chase Reynolds agreed: "When we watched the tape and saw everybody from the coverage team drawn away from the ball, it was crazy. It seemed like my guy was thinking about going to the left, so I really had to overplay to the right and he ended up following. Their guys just kind of followed the herd, I guess."

"It seemed like everything on that play came together for us and 'Sted' did the rest."

Rams coach Jeff Fisher said he discussed the play with Fassel on Wednesday, worked on it through the rest of the week and decided to give it a shot with 7:24 to play before halftime.

"It was an automatic based on field position," Fisher said. "When they saw Tavon running over, they probably thought the ball was mis-hit. The down side was that (Bailey) doesn't catch it, the ball goes in the end zone (and) it's a touchback or it's downed. The up side was we felt like if (Bailey) was able to field it, then we had a chance to probably put some points on the board."

Bailey credited fellow ex-University of West Virginia Mountaineer Austin for making the play work, while Austin deflected the praise to Fassel.

"I feel like we have the best special teams coach in the NFL," Austin said. "He drew it up and got us to believe it could work. Everybody worked together to make it work and 'Sted' finished it off with a great return."

But the "Mountaineer" return wasn't the only game-changing effort turned in by the Rams special teams on Sunday.

After Seattle opened the scoring with a Steven Hauschka field goal, Benny Cunningham returned the ensuing kickoff 75 yards to the Seahawks' 31. Six plays later, rookie Tre Mason picked up his first NFL touchdown with a 6-yard scoring run.

"Tre got the first defender, giving me a chance to make a move, and the next thing I remember is Cody Davis making a block that opened up some more space. From there, I just took it as far as I could," Cunningham said. "Any time you can make play like that, a play that can provide a spark for the offense, it feels incredible."



Cunningham, who led the Rams in receiving with five catches for 46 yards, hauled in a 5-yard pass from Austin Davis for a second-quarter touchdown that put the Rams on top 14-3 and added a 18-yard catch on a pass from punter Johnny Hekker on a fourth-and-3 fake from the Rams' 18 with just under three minutes left. That allowed the Rams to keep the ball and eventually close out the two-point victory over the reigning Super Bowl champs.

"You have to tip your hat to Coach Fisher for having the (guts) to make tough calls like that, knowing the game was on the line," Bailey said. "He showed faith in us and we went out and we executed."

Cunningham said the pass from Hekker, with Bailey and Reynolds running clear-out routes, is one that is practiced regularly at Rams Park.

"Johnny and I stay after practice to work on that play — 10 reps, five to each side of the field," Cunningham said. "I think it's great that the coaches had faith in us to try something like that."

Cunningham felt like Sunday's special-teams' effort was owed to Fassel.

"It's a proud moment when you can go out and make plays for a coach who works so hard for you," the second-year pro from Middle Tennessee State said.



ST. LOUIS RAMS FEATURE CLIPS

TITLE: Harkey's toughness energizes Rams

BYLINE: Nick Wagoner, ESPN.com

DATE: September 17, 2014

The St. Louis Rams have already lost key players such as quarterback Sam Bradford, and defensive end Chris Long to serious injuries that will require rehabilitation.

Bradford is out for the season with a knee injury, and Long is on injured reserve but designated to return after ankle surgery. But neither of those injuries looked as bad when they happened as the one tight end Cory Harkey suffered on Sunday in Tampa Bay.

Late in the third quarter, Harkey caught a pass from quarterback Austin Davis in the left flat, but Tampa Bay safety Dashon Goldson quickly closed in on Harkey and hit him square in the left knee. Harkey managed to limp off the field, but the hit looked bad enough that it could keep him out for a long time.

"That was a rough hit," Rams coach Jeff Fisher said. "Now when you saw it, that's a byproduct of the league and the rule changes. Goldson's a good football player, and that's one that you just don't like to see. We feared, I feared for the worst on it until he got to the sideline."

For his part, Harkey said even he was shaken up by the hit.

"Obviously, it was a shock. It was scary, but I knew once I was able to get up and kind of walk off that I was going to be OK, which is a good thing," Harkey said. "And God is looking out for me. But yeah, it was scary."

When Harkey returned to the sideline, he wasted no time lobbying to return to the game, a campaign that proved successful. He was on the field on the next drive and caught a pass for 6 yards about 15 minutes (in game time) after taking the hit.

That Harkey returned and contributed was a surprise to everyone except those who have seen him go from undrafted rookie to a valuable, multipurpose piece of the offense -- and one of the team's resident tough guys.

"We knew, we knew Cory was a tough guy," Fisher said. "He loves the game, and the docs felt structurally he was going to be okay. We were going to change some personnel groups and Cory said, 'No, don't change them. I'm going back in,' so very impressed with him."



ST. LOUIS RAMS FEATURE CLIPS

TITLE: Westbrooks getting his feet wet on defense

BYLINE: Jim Thomas, St. Louis Post-Dispatch

DATE: September 25, 2014

Even when he was inactive for the season opener against Minnesota, undrafted rookie Ethan Westbrooks tried to make the most of the opportunity to be on an NFL sideline.

"It's not like you've got your piña colada and cigar just enjoying life," Westbrooks said. "It's definitely still a work day."

So he took mental reps on what was happening that day, and went over his keys from the practice week to see if they held up during the actual game.

Even if he had a piña colada and cigar working that day, he'd have had to put them down. Because of defensive end Chris Long's foot injury, Westbrooks was fast-forwarded into the line rotation against Tampa Bay and Dallas.

"He's averaging 15-20 plays a game, which is good," coach Jeff Fisher said. "He'll help keep Will (Hayes) fresh, and we need that."

Westbrooks was in for 16 plays against the Cowboys and 17 in Game 2 against Tampa — roughly 30 percent of the defensive snaps in both games. He had one tackle against Tampa, and was credited with four tackles — including one for loss — against Dallas.

"He's coming along," Fisher said. "He's got the versatility. We didn't move him around inside like we did in the preseason but Mike (Waufle)'s done a good job with him."

Waufle is the Rams' defensive line coach. Westbrooks, a raw but talented prospect from NCAA Division II West Texas A&M, probably would've been on the pregame inactive list much of the 2014 season after beating out Missouri's Michael Sam for the final spot on the 53-man roster coming out of the preseason.

But Long's injury has accelerated the learning process.

"It's been good; just continuing to learn new things," Westbrooks said. "I'm getting more acclimated with the whole defense, the speed of the game. Really starting to put an emphasis on my technique from Coach Wauf and Chris. Even though he's out, Chris has been helping me a tremendous amount in the room and on the field."



ST. LOUIS RAMS FEATURE CLIPS

TITLE: Rams' Donald off to a promising start

BYLINE: Joe Lyons, St. Louis Post-Dispatch

DATE: September 26, 2014

It's only three games, but it's safe to say that Rams rookie defensive tackle Aaron Donald has made a favorable first impression.

Selected with the 13th overall pick in May, the 6-foot-1, 285-pounder from the University of Pittsburgh ranks second among the team's defensive linemen with 16 overall tackles. He also has a sack and three tackles for loss.

"I've been able to make a few plays, which is good, but my focus is still working every day to try and get better," Donald said following practice earlier this week. "The game at this level is faster, much faster, and the guys you're playing against are a lot better. The offensive linemen are a lot more athletic and can move a lot better.

"The big thing for me, I think, is working to become more consistent."

Fellow defensive tackle Kendall Langford, in his seventh season, has been impressed by Donald.

"We knew he was a guy who'd won numerous awards in college; we knew he was a football player," Langford said. "His first step, his quickness off the ball, is unbelievable, and he's also strong. He's just a good football player.

"And he's stepped right in. For a lot of guys making the step from college, there's an adjustment period. But Aaron came in and just kept it going."

Donald said that being accepted right away by the defensive line made him feel comfortable — and responsible.

"When I go out there, I have to show up. I want to make plays," the 23-year-old said. "I'm learning a lot from the guys around me and I want those guys to know that they can count on me and trust me to go out and do my job."



ST. LOUIS RAMS FEATURE CLIPS

TITLE: Tick bite sent Rams' Wells to intensive care

BYLINE: Jim Thomas, St. Louis Post-Dispatch

DATE: September 30, 2014

Center Scott Wells didn't finish the final week of Rams practices in June, then missed a good portion of training camp. It was thought that he had some kind of virus, and lost some weight.

Turns out it was much worse than that, and could have been fatal had it not been treated in time.

"I had a bacterial infection from a tick bite," Wells told the Post-Dispatch. "It's called ehrlichia. It's similar to Rocky Mountain Spotted Fever. I was in intensive care for four days that last week" of offseason practices.

Wells said it started with flu symptoms, then the illness escalated quickly.

"At first, it seemed like a head cold," Wells said. "Congestion. I had an ear that was stopped up, but it wasn't infected. I would have night sweats, chills, body aches — all the same things consistent with the flu. But it wasn't flu season."

He was being treated for the symptoms, basically as if it were some sort of virus or flu. But when Wells' urine was brown — dark brown — he knew something was wrong.

He was admitted to a hospital for tests on the Wednesday afternoon of the last week of practices in June.

"Wednesday night I was put in ICU," Wells said. "From the way (doctors) explained it to me, it attacks your bone marrow and starts to shut down your immune system so you can't fight it off. Then your organs start to shut down trying to fight it off.

"So it went from what seemed to be just a cold virus, flu-like symptoms, to really sick really fast."

According to the Centers for Disease Control and Prevention, the fatality rate for ehrlichia is 1.8 percent — or nearly one in 50.

Even before the blood test results came back, he was given antibiotics to treat ehrlichia. On the second day of receiving antibiotics, Wells said his temperature reached 104.5 degrees

"Then it came down pretty fast," he said. "I was on antibiotics for another 10 days. The antibiotics made everything taste funny. So I didn't have an appetite, lost a whole bunch of weight in the hospital."

Wells dropped 20 pounds during the four days he was in the hospital.

People often think of tick bites occurring in the outdoors.

Not necessarily so.

We spray our yard, and our pets weren't at home," Wells said. "They were back in Tennessee (which is where Wells is from). I mean, you can get a tick anywhere. You can get a tick in a grocery store. And the one that causes this is a small tick. They said it's like a freckle when they bite you. Half the people that get it don't even recognize it. They never find it."

Once training camp started, the Rams took a cautious approach to working Wells back into the practice routine and into preseason action because he had lost all that weight just a month before the start of camp.

"It took some time to gain the weight back," Wells said. "I was in great shape when I got sick, and the doctor said that's what helped me get through it. But I'm healthy now. I'm fine now. There's no residual long-term effects from it. Everything is normal."

Because of the severity and the unusual nature of the illness, Rams coach Jeff Fisher didn't want to reveal the information, basically leaving that up to Wells.



Now that he has been back in the lineup for the first three games of the regular season, Wells had no problem speaking of his ordeal.

"To me it's important to educate the public on this, because everybody knows (tick bites) exist," Wells said. "But until you're hit with it, you don't really understand how significant it is.

"It changed my whole perspective. If any of my kids, anybody I know, gets flu symptoms and it's not flu season, check it out. Because you'd rather know early than late."

For Wells, it was another setback — a potentially life-threatening setback — since signing a free-agent contract with the team before the 2012 season.

Wells, who had been durable during his time in Green Bay, suffered a fractured fibula last Dec. 1, missing the final four games of the season.

In 2012, a broken foot in the season opener sidelined Wells for nine games.

This summer's tick-borne illness resulted in Wells sitting out the exhibition opener, although he did play in Game 2 (against Green Bay) and Game 3 (Cleveland) of the preseason.



ST. LOUIS RAMS FEATURE CLIPS

TITLE: Tre Mason adds to Rams' running back committee

BYLINE: Nick Wagoner, ESPN.com

DATE: October 17, 2014

By his count, it had been 10 months since St. Louis Rams running back Tre Mason had played in a regular-season football game.

So when the opportunity finally presented itself on Monday night against the San Francisco 49ers, Mason made the most of his limited chances.

"It was great to be out there the other night, get my feet wet and get back to playing football," Mason said. "It was pretty frustrating, but I do what I'm told. I just had to wait it out. It was waiting, and then it was time. It was time, my name was called, and I had to show what I could do."

With special teamer/running back Chase Reynolds out because of a hip ailment, Mason found himself on the active game day roster for the first time in his young career. The Rams didn't have grand plans for him, but they wanted to work him in the mix with fellow backs Zac Stacy, Benny Cunningham and receiver Tavon Austin.

Mason played nine snaps but got to touch the ball on six of them and made something positive happen on nearly all of those half-dozen touches. He finished with five carries for 40 yards and added another catch for 12 more yards. His 24-yard run early in the game was the Rams' first rush of 20 more yards on the season and might have gone longer had Mason not run into receiver Brian Quick.

"I liked the way he handled his first opportunity and made some explosive plays," coach Jeff Fisher said.

Of course, Mason didn't make it through without at least one noticeable hiccup. As you'd expect from a player who hadn't played much in the first four games largely because he wasn't up to speed in pass protection, Mason missed on one of his chances in pass protection.

But Mason says he's progressed quite a bit in that area from the time he left Auburn, where he was rarely asked to pickup blitzes.

"I came a long way," Mason said. "Most of the time you probably weren't asked to do much in college and stuff like that so it will probably be something they have to key on when they get here but definitely attack it."

"I'm getting a hold of things and knowing my targets and where to be. It's getting a lot easier. The game is slowing down, and I'm ready to roll."

That part of the game will be important for Mason moving forward. Earning the trust of the coaching staff for something like pass protection goes a long way in determining how many snaps a running back will get on game day. Even more important, if a team knows a back is not capable of holding up in pass protection, it can telegraph what the offense is trying to do.

"It's critical, obviously, got to be able [to be] in there in both situations," offensive coordinator Brian Schottenheimer said. "We certainly have that ability with Tre. We trust him. Again, he's really gotten better. If you can only do one thing then certainly it's a big tell for the defense. He's a guy that wasn't asked to do that a whole lot at Auburn, but he's picked it up in a hurry working with [running backs] Coach [Ben] Sirmans. Again, it's easier in a classroom then when you've got people moving around, that's the hard part."

But even with a miscue or two in pass protection, there's no denying that Mason was the most effective of the Rams' running backs against the Niners. Adding Mason to the mix, the Rams have now offered at least a handful of carries to Stacy, Cunningham, Austin, Trey Watts and Mason. That approach hasn't been an overwhelming success for a run game that ranks 18th in yards per game (106) and 19th in yards per rush (4.14).

Stacy's 19 carries against Tampa Bay in Week 2 are the most by a Rams runner this year, and aside from that, no back has had more than a dozen opportunities in a game. Earlier this week, Fisher said he was OK with continuing the running-back-by-committee approach. Schottenheimer echoed those sentiments with a caveat.



Now that he has been back in the lineup for the first three games of the regular season, Wells had no problem speaking of his ordeal.

"To me it's important to educate the public on this, because everybody knows (tick bites) exist," Wells said. "But until you're hit with it, you don't really understand how significant it is.

"It changed my whole perspective. If any of my kids, anybody I know, gets flu symptoms and it's not flu season, check it out. Because you'd rather know early than late."

For Wells, it was another setback — a potentially life-threatening setback — since signing a free-agent contract with the team before the 2012 season.

Wells, who had been durable during his time in Green Bay, suffered a fractured fibula last Dec. 1, missing the final four games of the season.

In 2012, a broken foot in the season opener sidelined Wells for nine games.

This summer's tick-borne illness resulted in Wells sitting out the exhibition opener, although he did play in Game 2 (against Green Bay) and Game 3 (Cleveland) of the preseason.



ST. LOUIS RAMS FEATURE CLIPS

TITLE: Robinson takes over at left tackle

BYLINE: Jim Thomas, St. Louis Post Dispatch

DATE: October 31, 2014

The Rams drafted Greg Robinson to be their tackle of the future. Following Jake Long's season-ending knee injury against Kansas City, the future is now.

Robinson, the No. 2 overall pick in the 2014 draft, will make his first NFL start at left tackle Sunday in San Francisco. After four weeks of watching and learning, Robinson started the past three games at left guard.

But now he's at left tackle, the position he played all through college at Auburn. His spot.

Or as offensive coordinator Brian Schottenheimer put it: "Greg's playing a position that he's very, very comfortable with."

Robinson said: "It's just a little more natural to me. When I was at guard, I was learning. But I feel like it helped me learn the offense a lot, along with knowing what the guys on the side of me are thinking."

As the saying goes, playing guard or center is like playing in a phone booth. It's a confined space, and there isn't much time to think or adjust on the fly. The opponent gets on you quickly.

At tackle, there's a little more space, and a split-second more to think and react.

"I can use the space," Robinson said, smiling. "I'm a big guy. It's hard stay low when you're at guard and stuff like that. I'm gonna just try my best to stay focused and focus on my angles. Do my best when we get out there."

Throughout training camp and the preseason, and even early in the regular season, Robinson spent time at both guard and tackle. It didn't seem like a good idea at the time; why not concentrate on just one spot?

But now that Long is done for the year, those reps at tackle gave Robinson a bit of a base at the position and made the transition easier this week.

"We've done a lot of extra little things with him, and he understands what we're doing," coach Jeff Fisher said. "We've got all the confidence in the world in Greg. He's going to continue to get better and better."

Having a full week of practice at left tackle helped Robinson brush up on fundamentals such as pass-sets, which obviously are different at tackle than guard.

"He's working through a few things," Schottenheimer said. "The comfort level, he'll get right back into it. System-wise, he's done an amazing job with that. He's light years ahead of where he was even probably a month ago with the system."

There's not much finesse to the San Francisco defensive front. When the Rams played the 49ers just three weeks ago, it marked Robinson's first NFL start. Playing inside at left guard, he frequently ran into San Francisco star Justin Smith — a five-time Pro Bowler and one of the strongest players in the league. They had some violent collisions.

"That was a tough game, but I enjoyed it," Robinson said.

Playing left tackle, Robinson doesn't figure to see Smith as much.

"I wouldn't say I will miss it," Robinson said grinning. "But I wouldn't say won't miss it."

Besides losing Long for the season in Kansas City, the Rams also had guard Rodger Saffold (shoulder) and center Scott Wells (elbow) leave the game and not return because of injuries.

But after all was said and done this week in practice, the Rams' offensive line might not be as patchwork as initially feared. For example, Saffold and Wells were both full participants in Friday's practice and are listed as probable for the 49ers.



In Wells' case, the injury in Kansas City was muscular in nature and not a dislocation, which helps considerably in terms of a speedy return. Wells got the lion's share of the work at center Friday, but Barrett Jones and Tim Barnes got plenty of reps at center earlier in the week.

Meanwhile, Saffold continues to cope with shoulder issues that could require surgery at the end of the season. He and Mike Person shared time at left guard Friday.

"Mike understands this offense, which is big," Saffold said. "Especially for being next to Greg. He does a great job with his feet; does a good job sliding. As long as he's able to get the feel of the game down, because it's definitely gonna be a lot more physical and it's gonna be faster than practice, he'll be fine."

Before the Kansas City game, when he got 23 snaps at left guard after the line injuries took place, Person had played only four snaps on offense all season.

As for Saffold, he wasn't ready to say Friday that he would definitely be starting at left guard instead of Person.

"My biggest thing is making sure that I have myself as prepared as possible," Saffold said. "Whether that means going out and starting or even being an emergency (guy). Either way, I'm gonna be a part of the game. I'm gonna be focused."

Saffold practically lived in the trainers' room this week, spending about 16 hours getting treatment. Even so, he'll have to deal with some soreness Sunday.

"It's gonna be sore," Saffold said. "But those types of things are what you battle through anyway. It's halfway through the season — there's not a lot of people that are feeling fresh."